

Search our website for more! It's quick, it's easy and it's all right at your fingertips by going to: www.esd.wa.gov/labormarketinfo



Learn about an occupation tool:

Click on the Labor Market Info navigation tab and select the “**Learn about an occupation tool.**” Use this tool to search for or select an occupation title to get:

- Job descriptions
- Educational requirements
- Pay
- Employment trends and resources
- Explore careers



Career Bridge:

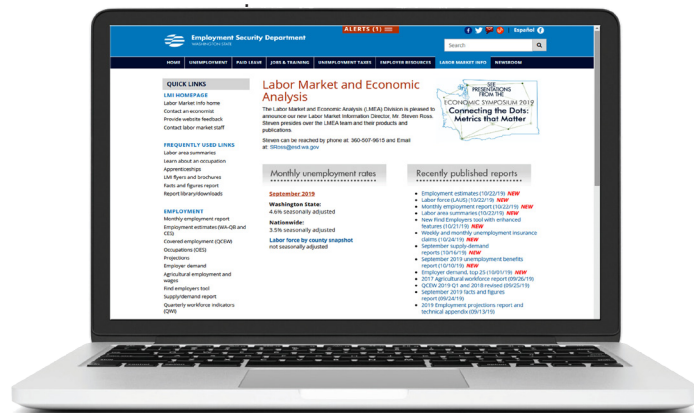
Career Bridge is a one-stop, searchable database of education and training programs throughout Washington state. It's also home to the state's Eligible Training Provider (ETP) list. Students, career counselors, job seekers and others use Career Bridge to discover:

- Programs that are ETP eligible
- Career planning tools to decide on career choice
- Hot jobs in demand for the future
- Education and training required



Find an employer tool:

Use the “**Find employers tool**” to find contact information for employers in Washington state. Search by area for an industry, occupation or employer name



CONTACT US

Email: Impa@esd.wa.gov
Phone: 360-507-9621

Data + analysis = informed decisions



CareerOneStop:

CareerOneStop is a collection of tools designed to help individuals explore career opportunities to make informed employment and education choices. CareerOneStop is sponsored by the U.S. Department of Labor.



Veterans military crosswalk:

Washington's **veterans military crosswalk** is an easy-to-use tool for translating military skills to job openings. Service men and women simply enter their military occupation code and the website finds jobs that match their skills and experience.

Go to: <http://workinwashington-veterans.jobs> to explore career opportunities working for Washington state as a civil servant.



Employer demand reports:

The **employer demand reports** – a collection of four monthly reports by county that include:

- Top 25 occupations
- Top 25 hard skills
- Top 25 certifications
- Top 25 employers




Labor area summaries and county profiles:

Labor area summaries provide labor market information for metropolitan areas and counties in Washington state. The **county profiles** provide overviews, outlooks, labor force and unemployment, industry employment, wages and income, geographic facts, population and demographics along with many other useful links.

Eastern Washington

Occupational outlook 2018



We've got your numbers!


This brochure shows the top 25 occupations and skills based on combined growth and job openings for the Eastern Washington workforce development area (WDA). **Each of the 12 WDAs are available online.**



Look into your future:

Researching and planning your education and future career path can lead you to labor market information (LMI) you may not know is available to you such as:

- Preparation for in-demand occupations
- Occupation average annual openings
- Wage estimates
- Hard and soft skills required by employers
- Weblinks for additional resources



Try our online LMI tools!

The following LMI tools are helpful in researching career paths and planning your future such as:

- County map tool for occupations in demand
- Learn about an occupation tool
- Find an employer tool
- Tableau visualizations for research



esd.wa.gov/labormarketinfo

Employment Security Department is an equal opportunity employer/program. Auxiliary aid and services are available upon request to individuals with disabilities. Language assistance services for limited English proficient individuals are available free of charge. Washington Relay Services 711.



Eastern Washington's top 25 occupations

Figure 1. Top 25 occupations based on combined ranking of growth rates and total openings Washington state, Eastern Washington WDA, between 2017 and 2027
Source: Employment Security Department/LMEA, employment projections and alternative wage estimations

Rank*	SOC code	Occupational title	Estimated employment 2017	Average annual total openings 2017-2027	Median annual wages adjusted to 2019 Q1
1	39-9021	Personal care aides	1,051	576	\$29,549
2	31-9011	Massage therapists	168	93	\$49,412
3	27-1013	Fine artists, including painters, sculptors and illustrators	174	83	N/A
4	11-9151	Social and community service managers	220	100	\$60,232
5	41-9011	Demonstrators and product promoters	304	136	\$28,524
6	31-1014	Nursing assistants	1,476	669	\$29,189
7	29-1126	Respiratory therapists	109	33	\$72,036
8	47-2111	Electricians	477	206	\$58,502
9	49-9021	Heating, air conditioning, and refrigeration mechs. and installers	145	66	\$36,607
10	13-1111	Management analysts	272	94	N/A
11	31-9092	Medical assistants	215	75	\$36,444
12	29-1141	Registered nurses	1,855	585	\$75,165
13	25-1071	Health specialties teachers, postsecondary	248	60	N/A
14	21-1019	Counselors, all other	215	77	\$46,804
15	25-2011	Preschool teachers, except special education	262	118	\$28,366
16	51-9012	Separating, filtering, clarifying, precipitating, and still machine setters, operators and tenders	138	60	\$30,492
17	43-6013	Medical secretaries	186	61	\$35,780
18	37-3011	Landscaping and groundskeeping workers	806	372	\$30,482
19	15-1132	Software developers, applications	140	47	\$73,676
20	11-9111	Medical and health services managers	186	59	\$96,723
21	39-9031	Fitness trainers and aerobics instructors	244	116	\$39,746
22	39-1021	First-line supervisors of personal service workers	121	58	\$36,000
23	13-1161	Market research analysts and marketing specialists	224	84	\$46,040
24	13-2011	Accountants and auditors	695	237	\$59,274
25	31-9091	Dental assistants	221	84	\$36,652

*The first column in the table is a combined rank. All records with a ranking score of 25 are included. Standard competition ranking is used in which items that tie receive the same ranking number and then a gap is left in the ranking sequence. N/A means that wage data is not available.

The occupational outlook brochures represent the top 25 occupations and skills for Washington statewide and each of the 12 workforce development areas (WDAs). There are 13 brochures in total and can be found at: www.esd.wa.gov/labormarketinfo/lmi-flyers-brochures.

For the Eastern Washington WDA, the data for these top 25 occupations are extracted from the occupational projections published on our website at <https://esd.wa.gov/labormarketinfo/projections>. The data represents the top 25 detailed (6-digit SOC) occupations. Total occupational openings, with alternative turnover rates, represent estimations of total available jobs, excluding seasonal jobs. Alternative turnover rates are based on wage files and are specific to Washington state. These rates are alternative to the national separation rates produced by the Bureau of Labor Statistics (BLS). The BLS rates only represent net replacement openings.

The wage estimates are alternative wage estimations based on original sample responses. These wage estimations exclude imputations and produce accurate estimations for areas not stratified in the BLS sampling frame. According to BLS methodology, all wage estimations are adjusted to first quarter 2019 using Employment Cost Indexes (ECI). The same wages are used in our Occupations in Demand (OID) list (see <https://esd.wa.gov/labormarketinfo/LAAO>). OID classifies occupations into three categories: "in demand," "not in demand" or "balanced."

Between 2017 and 2027, the Eastern Washington WDA is expected to have average annual openings of 31,075, excluding seasonal jobs. The top 25 occupations are based on combined ranks for growth rates and total openings. The occupational outlook brochures are updated annually, however, we do provide monthly updates for the top 25 skill sets. See notes under *Figure 2*.



Top 25 hard and soft skills

Figure 2. Top 25 hard and soft skills from new job announcements Washington state, Eastern Washington WDA, between August 2018 and July 2019
Source: The Conference Board Help Wanted OnLine Data Series (HWOL®, CEB TalentNeuron)

Rank	Hard and soft skills	Number	Percent of jobs required the skill
1	Oral and written communication	6,290	30.38%
2	Integrity	5,037	24.33%
3	Power system modeling	4,187	20.22%
4	Ability to learn	4,040	19.51%
5	Freightplus	2,541	12.27%
6	Detail oriented	1,760	8.50%
7	Marketing	1,715	8.28%
8	Project management	1,523	7.36%
9	Quality control	1,279	6.18%
10	Microsoft Office	1,275	6.16%
11	Creativity	1,050	5.07%
12	Self-starting	1,035	5.00%
13	Team-oriented, teamwork	1,016	4.91%
14	Customer service oriented	969	4.68%
15	Owner operator	950	4.59%
16	Work independently	884	4.27%
17	Problem solving	880	4.25%
18	High Energy	823	3.97%
19	Coaching	812	3.92%
20	Tractor-trailers	753	3.64%
21	R Programming Language	746	3.60%
22	C/C++	730	3.53%
23	Organizational skills	716	3.46%
24	Data entry	687	3.32%
25	Management skills	651	3.14%



The top 25 hard and soft skills (combined) are based on new job announcements extracted from WANTED Analytics' website.

We also show the percent of job announcements for which the specific skill was required. The skill numbers represent the total annual numbers (between August 2018 and July 2019) extracted from new online job postings by employers.

Monthly updates of the top 25 occupations' hard skills, certifications and top employers can be found at: <https://esd.wa.gov/labormarketinfo/employer-demand>

Subscribe and get email alerts for labor market information and for when new information gets posted. Just go here: <https://public.govdelivery.com/accounts/WAESD/subscriber/new> and sign up!