




# South Central Washington

# Occupational Outlook 2018



## We've got your numbers!


This brochure shows the top 25 occupations and skills based on combined growth and job openings for the South Central Washington WDA. Also available online are brochures for each of the **12 workforce development areas (WDAs)**.



## Look into your future:

Researching and planning your education and future career path can lead you to labor market information (LMI) you may not know is available to you such as:

- Preparation for in-demand occupations
- Occupation average annual openings
- Wage estimates
- Hard and soft skills required by employers
- Weblinks for additional resources



## Try our online LMI tools!

The following LMI tools are helpful in researching career paths and planning your future such as:

- County map tool for occupations in demand
- Learn about an occupation tool
- Find an employer tool
- Tableau visualizations for research



[esd.wa.gov/labormarketinfo](http://esd.wa.gov/labormarketinfo)



**Employment Security Department**  
WASHINGTON STATE



## South Central Washington's top 25 occupations

**Figure 1.** Top 25 occupations based on combined ranking of growth rates and total openings Washington state, South Central Washington WDA, between 2017 and 2027  
Source: Employment Security Department/LMEA, employment projections and alternative wage estimations

Rank*	SOC code	Occupational title	Estimated employment 2017	Average annual total openings 2017-2027	Median annual wages adjusted to 2019 Q1
1	39-9021	Personal Care Aides	3,123	1,706	\$29,189
2	53-7064	Packers and Packagers, Hand	2,721	1,305	\$26,537
3	31-9011	Massage Therapists	244	134	\$68,283
4	31-9092	Medical Assistants	753	285	\$36,000
5	45-2041	Graders and Sorters, Agricultural Products	1,011	525	\$24,021
6	35-3021	Combined Food Prep. and Serving Workers, Including Fast Food	3,937	2,035	\$26,683
7	39-2021	Nonfarm Animal Caretakers	131	76	\$27,096
8	47-2031	Carpenters	1,649	914	\$48,206
9	25-3099	Teachers and Instructors, All Other	1,734	442	\$44,855
10	25-2011	Preschool Teachers, Except Special Education	598	276	\$27,272
11	29-1071	Physician Assistants	107	44	\$95,712
12	53-3022	Bus Drivers, School or Special Client	703	212	\$40,445
13	11-9021	Construction Managers	345	170	\$96,264
14	49-9021	Heating, Air Conditioning, and Refrigeration Mechs. and Installers	219	97	\$36,607
15	51-9071	Jewelers and Precious Stone and Metal Workers	108	46	N/A
16	45-2092	Farmworkers and Laborers, Crop, Nursery, and Greenhouse	20,275	11,420	\$28,945
17	31-9091	Dental Assistants	532	208	\$37,352
18	47-2111	Electricians	629	268	\$56,954
19	49-9081	Wind Turbine Service Technicians	35	16	N/A
20	29-1171	Nurse Practitioners	148	52	\$115,873
21	25-9041	Teacher Assistants	2,564	684	\$35,013
21	19-4011	Agricultural and Food Science Technicians	70	29	\$35,596
23	25-1071	Health Specialties Teachers, Postsecondary	90	25	N/A
24	51-9111	Packaging and Filling Machine Operators and Tenders	1,621	696	\$24,025
25	11-9111	Medical and Health Services Managers	259	84	\$96,612

\*The first column in the table is a combined rank. All records with a ranking score of 25 are included. Standard competition ranking is used in which items that tie receive the same ranking number and then a gap is left in the ranking sequence. N/A means that wage data is not available.

The occupational outlook brochures represent the top 25 occupations and skills for Washington statewide and each of the 12 workforce development areas (WDAs). There are 13 brochures in total and can be found at: [www.esd.wa.gov/labormarketinfo/lmi-flyers-brochures](http://www.esd.wa.gov/labormarketinfo/lmi-flyers-brochures).

For the South Central Washington WDA, the data for these top 25 occupations are extracted from the occupational projections published on our website at <https://esd.wa.gov/labormarketinfo/projections>. The data represents the top 25 detailed (6-digit SOC) occupations. Total occupational openings, with alternative turnover rates, represent estimations of total available jobs, excluding seasonal jobs. Alternative turnover rates are based on wage files and are specific to Washington state. These rates are alternative to the national separation rates produced by the Bureau of Labor Statistics (BLS). The BLS rates only represent net replacement openings.

The wage estimates are alternative wage estimations based on original sample responses. These wage estimations exclude imputations and produce accurate estimations for areas not stratified in the BLS sampling frame. According to BLS methodology, all wage estimations are adjusted to first quarter 2019 using Employment Cost Indexes (ECI). The same wages are used in our Occupations in Demand (OID) list (see <https://esd.wa.gov/labormarketinfo/LAAO>). OID classifies occupations into three categories: "in demand," "not in demand" or "balanced."

Between 2017 and 2027, the South Central Washington WDA is expected to have average annual openings of 61,770, excluding seasonal jobs. The top 25 occupations are based on combined ranks for growth rates and total openings. The occupational outlook brochures are updated annually, however, we do provide monthly updates for the top 25 skill sets. See notes under *Figure 2*.



## Top 25 hard and soft skills

**Figure 2.** Top 25 hard and soft skills from new job announcements  
Washington state, South Central Washington WDA, between August 2018 and July 2019  
Source: The Conference Board Help Wanted OnLine Data Series (HWOL®, CEB TalentNeuron)

Rank	Hard and soft skills	Number	Percent of jobs required the skill
1	Oral and written communication	3,328	17.8%
2	Freightplus	2,020	10.8%
3	Integrity	1,771	9.5%
4	Team-oriented, teamwork	1,579	8.4%
5	Detail oriented	1,444	7.7%
6	Customer service oriented	1,224	6.5%
7	Marketing	1,135	6.1%
8	Microsoft Office	982	5.2%
9	Creativity	970	5.2%
10	Owner operator	959	5.1%
11	Coaching	956	5.1%
12	Work independently	926	4.9%
13	Self-starting	916	4.9%
14	High Energy	860	4.6%
15	Bilingual	827	4.4%
16	Problem solving	821	4.4%
17	Dependability	756	4.0%
17	Work ethics	708	3.8%
19	Tractor-trailers	682	3.6%
20	Time management	623	3.3%
21	Behavioral health	611	3.3%
22	Basic computer skills	589	3.1%
23	Organizational skills	580	3.1%
24	Management skills	576	3.1%
25	Entrepreneurial	559	3.0%



The top 25 hard and soft skills (combined) are based on new job announcements extracted from WANTED Analytics' website.

We also show the percent of job announcements for which the specific skill was required. The skill numbers represent the total annual numbers (between August 2018 and July 2019) extracted from new online job postings by employers.

Monthly updates of the top 25 occupations' hard skills, certifications and top employers can be found at: <https://esd.wa.gov/labormarketinfo/employer-demand>

Subscribe and get email alerts for labor market information and for when new information gets posted. Just go here: <https://public.govdelivery.com/accounts/WAESD/subscriber/new> and sign up!

Search our website for more! It's quick, it's easy and it's all right at your fingertips by going to: [www.esd.wa.gov/labormarketinfo](http://www.esd.wa.gov/labormarketinfo)

Data + analysis = informed decisions



## Learn about an occupation tool:

Click on the Labor Market Info navigation tab and select the “**Learn about an occupation tool.**” Use this tool to search for or select an occupation title to get:

- Job descriptions
- Educational requirements
- Pay
- Employment trends and resources
- Explore careers



## CareerOneStop:

**CareerOneStop** is a collection of tools designed to help individuals explore career opportunities to make informed employment and education choices. CareerOneStop is sponsored by the U.S. Department of Labor.



## Veterans military crosswalk:

Washington’s **veterans military crosswalk** is an easy-to-use tool for translating military skills to job openings. Service men and women simply enter their military occupation code and the website finds jobs that match their skills and experience.

Go to: <http://workinwashington-veterans.jobs> to explore career opportunities working for Washington state as a civil servant.



## Career Bridge:

**Career Bridge** is a one-stop, searchable database of education and training programs throughout Washington state. It’s also home to the state’s Eligible Training Provider (ETP) list. Students, career counselors, job seekers and others use Career Bridge to discover:

- Programs that are ETP eligible
- Career planning tools to decide on career choice
- Hot jobs in demand for the future
- Education and training required



## Employer demand reports:

The **employer demand reports** – a collection of four monthly reports by county that include:

- Top 25 occupations
- Top 25 hard skills
- Top 25 certifications
- Top 25 employers



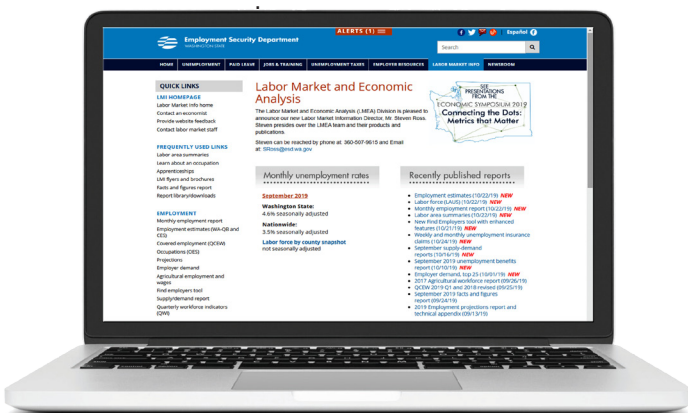
## Find an employer tool:

Use the “**Find employers tool**” to find contact information for employers in Washington state. Search by area for an industry, occupation or employer name



## Labor area summaries and county profiles:

**Labor area summaries** provide labor market information for metropolitan areas and counties in Washington state. The **county profiles** provide overviews, outlooks, labor force and unemployment, industry employment, wages and income, geographic facts, population and demographics along with many other useful links.



## CONTACT US

Email: [Impa@esd.wa.gov](mailto:Impa@esd.wa.gov)  
Phone: 360-507-9621

Employment Security Department is an equal opportunity employer/program. Auxiliary aid and services are available upon request to individuals with disabilities. Language assistance services for limited English proficient individuals are available free of charge. Washington Relay Services 711.