

Search our website for more! It's quick, it's easy and it's all right at your fingertips by going to: www.esd.wa.gov/labormarketinfo



Learn about an occupation tool:

Click on the Labor Market Info navigation tab and select the "Learn about an occupation tool." Use this tool to search for or select an occupation title to get:

- Job descriptions
- Educational requirements
- Pay
- Employment trends and resources
- Explore careers



Career Bridge:

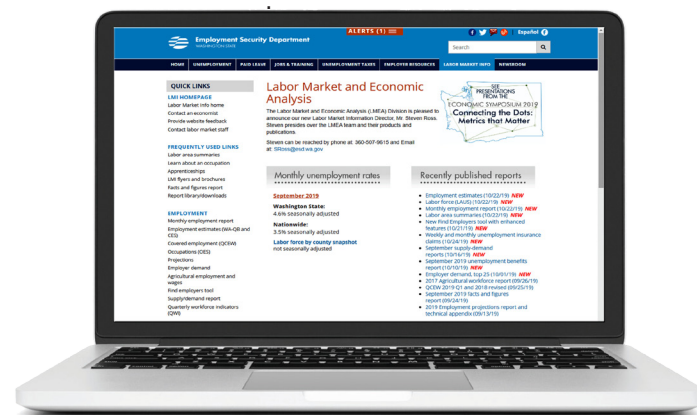
Career Bridge is a one-stop, searchable database of education and training programs throughout Washington state. It's also home to the state's Eligible Training Provider (ETP) list. Students, career counselors, job seekers and others use Career Bridge to discover:

- Programs that are ETP eligible
- Career planning tools to decide on career choice
- Hot jobs in demand for the future
- Education and training required



Find an employer tool:

Use the "Find employers tool" to find contact information for employers in Washington state. Search by area for an industry, occupation or employer name



CONTACT US

Email: Impa@esd.wa.gov
Phone: 360-507-9621

Data + analysis = informed decisions



CareerOneStop:

CareerOneStop is a collection of tools designed to help individuals explore career opportunities to make informed employment and education choices. CareerOneStop is sponsored by the U.S. Department of Labor.



Veterans military crosswalk:

Washington's **veterans military crosswalk** is an easy-to-use tool for translating military skills to job openings. Service men and women simply enter their military occupation code and the website finds jobs that match their skills and experience.

Go to: <http://workinwashington-veterans.jobs> to explore career opportunities working for Washington state as a civil servant.



Employer demand reports:

The **employer demand reports** – a collection of four monthly reports by county that include:

- Top 25 occupations
- Top 25 hard skills
- Top 25 certifications
- Top 25 employers




Labor area summaries and county profiles:

Labor area summaries provide labor market information for metropolitan areas and counties in Washington state. The **county profiles** provide overviews, outlooks, labor force and unemployment, industry employment, wages and income, geographic facts, population and demographics along with many other useful links.

Spokane County

Occupational outlook 2018



We've got your numbers!


This brochure shows the top 25 occupations and skills based on combined growth and job openings for the Spokane County WDA. Also available online are brochures for each of the **12 workforce development areas (WDAs)**.



Look into your future:

Researching and planning your education and future career path can lead you to labor market information (LMI) you may not know is available to you such as:

- Preparation for in-demand occupations
- Occupation average annual openings
- Wage estimates
- Hard and soft skills required by employers
- Weblinks for additional resources



Try our online LMI tools!

The following LMI tools are helpful in researching career paths and planning your future such as:

- County map tool for occupations in demand
- Learn about an occupation tool
- Find an employer tool
- Tableau visualizations for research



esd.wa.gov/labormarketinfo

Employment Security Department is an equal opportunity employer/program. Auxiliary aid and services are available upon request to individuals with disabilities. Language assistance services for limited English proficient individuals are available free of charge. Washington Relay Services 711.



Spokane County's top 25 occupations

Figure 1. Top 25 occupations based on combined ranking of growth rates and total openings Washington state, Spokane County WDA, between 2017 and 2027

Source: Employment Security Department/LMEA, employment projections and alternative wage estimations

Rank*	SOC code	Occupational title	Estimated employment 2017	Average annual total openings 2017-2027	Median annual wages adjusted to 2019 Q1
1	31-9011	Massage Therapists	511	303	\$59,314
2	39-3011	Gaming Dealers	369	162	N/A
3	39-9021	Personal Care Aides	6,159	3,175	\$28,744
4	31-9092	Medical Assistants	1,337	492	\$36,809
4	13-1161	Market Research Analysts and Marketing Specialists	996	408	\$46,681
6	15-1132	Software Developers, Applications	739	264	\$76,006
7	47-2141	Painters, Construction and Maintenance	1,263	738	\$36,780
8	13-1111	Management Analysts	1,008	364	\$72,175
9	33-9032	Security Guards	1,965	922	\$28,165
10	39-2021	Nonfarm Animal Caretakers	350	196	\$26,221
11	15-1134	Web Developers	323	152	\$45,380
12	21-1019	Counselors, All Other	1,098	398	\$44,855
13	29-1123	Physical Therapists	661	278	\$74,811
14	15-1121	Computer Systems Analysts	869	312	\$76,006
15	35-3021	Combined Food Prep. and Serving Workers, Including Fast Food	5,908	3,024	\$26,145
16	15-1151	Computer User Support Specialists	1,118	432	\$45,510
17	35-2014	Cooks, Restaurant	1,844	972	\$29,009
18	39-1010	First-Line Supervisors of Gaming Workers	143	62	N/A
19	15-1199	Computer Occupations, All Other	595	283	\$61,499
20	27-3043	Writers and Authors	153	74	\$46,155
21	37-2011	Janitors and Cleaners, exc. Maids and Housekeeping Cleaners	4,589	1,940	\$29,694
21	47-2061	Construction Laborers	2,278	1,179	\$36,502
23	29-1171	Nurse Practitioners	382	130	\$115,393
24	13-2011	Accountants and Auditors	2,595	920	\$60,159
25	39-5092	Manicurists and Pedicurists	543	290	\$28,807

*The first column in the table is a combined rank. All records with a ranking score of 25 are included. Standard competition ranking is used in which items that tie receive the same ranking number and then a gap is left in the ranking sequence. N/A means that wage data is not available.

The occupational outlook brochures represent the top 25 occupations and skills for Washington statewide and each of the 12 workforce development areas (WDAs). There are 13 brochures in total and can be found at: www.esd.wa.gov/labormarketinfo/lmi-flyers-brochures.

For the Spokane County WDA, the data for these top 25 occupations are extracted from the occupational projections published on our website at <https://esd.wa.gov/labormarketinfo/projections>. The data represents the top 25 detailed (6-digit SOC) occupations. Total occupational openings, with alternative turnover rates, represent estimations of total available jobs, excluding seasonal jobs. Alternative turnover rates are based on wage files and are specific to Washington state. These rates are alternative to the national separation rates produced by the Bureau of Labor Statistics (BLS). The BLS rates only represent net replacement openings.

The wage estimates are alternative wage estimations based on original sample responses. These wage estimations exclude imputations and produce accurate estimations for areas not stratified in the BLS sampling frame. According to BLS methodology, all wage estimations are adjusted to first quarter 2019 using Employment Cost Indexes (ECI). The same wages are used in our Occupations in Demand (OID) list (see <https://esd.wa.gov/labormarketinfo/LAAO>). OID classifies occupations into three categories: "in demand," "not in demand" or "balanced."

Between 2017 and 2027, the Spokane County WDA is expected to have average annual openings of 92,550 excluding seasonal jobs. The top 25 occupations are based on combined ranks for growth rates and total openings. The occupational outlook brochures are updated annually, however, we do provide monthly updates for the top 25 skill sets. See notes under Figure 2.



Top 25 hard and soft skills

Figure 2. Top 25 hard and soft skills from new job announcements

Washington state, Spokane County WDA, between August 2018 and July 2019

Source: The Conference Board Help Wanted OnLine Data Series (HWOL[®], CEB TalentNeuron)

Rank	Hard and soft skills	Number	Percent of jobs required the skill
1	Oral and written communication	9,186	22.8%
2	Customer service oriented	3,991	9.9%
3	Integrity	3,712	9.2%
4	Detail oriented	3,543	8.8%
5	Marketing	3,509	8.7%
6	Microsoft Office	3,437	8.5%
7	Team-oriented, teamwork	3,254	8.1%
8	Problem solving	2,526	6.3%
9	Work independently	2,485	6.2%
10	Creativity	2,238	5.5%
11	Self-starting	2,152	5.3%
12	Coaching	2,084	5.2%
13	Organizational skills	2,030	5.0%
14	Time management	1,706	4.2%
15	Freightplus	1,700	4.2%
16	Management skills	1,661	4.1%
17	Data entry	1,538	3.8%
18	Sales experience / ability	1,474	3.7%
19	Troubleshooting	1,362	3.4%
20	Dependability	1,314	3.3%
21	Critical thinking	1,280	3.2%
22	Management experience	1,276	3.2%
23	High Energy	1,237	3.1%
24	Microsoft PowerPoint	1,229	3.0%
25	Strong leadership skills	1,202	3.0%



The top 25 hard and soft skills (combined) are based on new job announcements extracted from WANTED Analytics' website.

We also show the percent of job announcements for which the specific skill was required. The skill numbers represent the total annual numbers (between August 2018 and July 2019) extracted from new online job postings by employers.

Monthly updates of the top 25 occupations' hard skills, certifications and top employers can be found at: <https://esd.wa.gov/labormarketinfo/employer-demand>

Subscribe and get email alerts for labor market information and for when new information gets posted. Just go here: <https://public.govdelivery.com/accounts/WAESD/subscriber/new> and sign up!