

Search our website for more! It's quick, it's easy and it's all right at your fingertips by going to: www.esd.wa.gov/labormarketinfo



Learn about an occupation tool:

Click on the Labor Market Info navigation tab and select the “**Learn about an occupation tool.**” Use this tool to search for or select an occupation title to get:

- Job descriptions
- Educational requirements
- Pay
- Employment trends and resources
- Explore careers



Career Bridge:

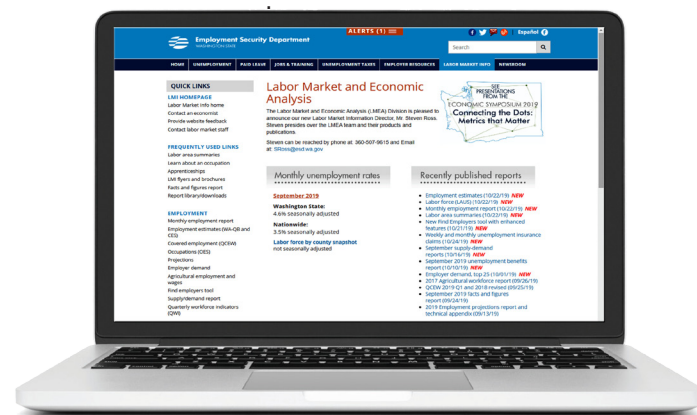
Career Bridge is a one-stop, searchable database of education and training programs throughout Washington state. It's also home to the state's Eligible Training Provider (ETP) list. Students, career counselors, job seekers and others use Career Bridge to discover:

- Programs that are ETP eligible
- Career planning tools to decide on career choice
- Hot jobs in demand for the future
- Education and training required



Find an employer tool:

Use the “**Find employers tool**” to find contact information for employers in Washington state. Search by area for an industry, occupation or employer name



CONTACT US

Email: Impa@esd.wa.gov
Phone: 360-507-9621

Data + analysis = informed decisions



CareerOneStop:

CareerOneStop is a collection of tools designed to help individuals explore career opportunities to make informed employment and education choices. CareerOneStop is sponsored by the U.S. Department of Labor.



Veterans military crosswalk:

Washington's **veterans military crosswalk** is an easy-to-use tool for translating military skills to job openings. Service men and women simply enter their military occupation code and the website finds jobs that match their skills and experience.

Go to: <http://workinwashington-veterans.jobs> to explore career opportunities working for Washington state as a civil servant.



Employer demand reports:

The **employer demand reports** – a collection of four monthly reports by county that include:

- Top 25 occupations
- Top 25 hard skills
- Top 25 certifications
- Top 25 employers




Labor area summaries and county profiles:

Labor area summaries provide labor market information for metropolitan areas and counties in Washington state. The **county profiles** provide overviews, outlooks, labor force and unemployment, industry employment, wages and income, geographic facts, population and demographics along with many other useful links.

Southwest Washington

Occupational outlook 2018



We've got your numbers!


This brochure shows the top 25 occupations and skills based on combined growth and job openings for the Southwest Washington WDA. Also available online are brochures for each of the **12 workforce development areas (WDAs)**.



Look into your future:

Researching and planning your education and future career path can lead you to labor market information (LMI) you may not know is available to you such as:

- Preparation for in-demand occupations
- Occupation average annual openings
- Wage estimates
- Hard and soft skills required by employers
- Weblinks for additional resources



Try our online LMI tools!

The following LMI tools are helpful in researching career paths and planning your future such as:

- County map tool for occupations in demand
- Learn about an occupation tool
- Find an employer tool
- Tableau visualizations for research



esd.wa.gov/labormarketinfo

Employment Security Department is an equal opportunity employer/program. Auxiliary aid and services are available upon request to individuals with disabilities. Language assistance services for limited English proficient individuals are available free of charge. Washington Relay Services 711.



Southwest Washington's top 25 occupations

Figure 1. Top 25 occupations based on combined ranking of growth rates and total openings Washington state, Southwest Washington WDA, between 2017 and 2027

Source: Employment Security Department/LMEA, employment projections and alternative wage estimations

Rank*	SOC code	Occupational title	Estimated employment 2017	Average annual total openings 2017-2027	Median annual wages adjusted to 2019 Q1
1	31-9011	Massage Therapists	781	468	\$59,677
2	13-1161	Market Research Analysts and Marketing Specialists	1,016	440	\$57,885
3	39-5012	Hairdressers, Hairstylists, and Cosmetologists	1,280	696	\$36,812
4	31-9092	Medical Assistants	1,164	442	\$38,757
5	39-2021	Nonfarm Animal Caretakers	574	329	\$27,404
6	15-1132	Software Developers, Applications	648	242	\$117,144
7	39-5092	Manicurists and Pedicurists	556	324	\$29,774
8	15-1151	Computer User Support Specialists	1,430	573	\$56,956
9	13-1111	Management Analysts	829	311	\$76,136
10	39-5011	Barbers	406	237	N/A
11	15-1134	Web Developers	312	150	\$73,468
12	29-1123	Physical Therapists	531	234	\$92,909
13	29-1011	Chiropractors	241	124	N/A
13	47-2061	Construction Laborers	4,687	2,500	\$44,854
15	21-1019	Counselors, All Other	645	244	\$45,510
16	37-3011	Landscaping and Groundskeeping Workers	2,139	1,026	\$30,145
17	29-1141	Registered Nurses	3,659	1,214	\$95,103
18	39-9021	Personal Care Aides	4,660	2,318	\$29,189
19	35-3021	Combined Food Prep. and Serving Workers, Including Fast Food	6,272	3,260	\$26,194
20	15-1121	Computer Systems Analysts	801	292	\$75,165
21	19-2041	Environmental Scientists and Specialists, Including Health	126	53	\$58,171
22	33-9091	Crossing Guards	311	210	\$37,793
23	29-1171	Nurse Practitioners	191	71	\$120,327
24	39-5094	Skincare Specialists	230	126	\$36,050
25	25-2011	Preschool Teachers, Except Special Education	765	356	\$26,268

*The first column in the table is a combined rank. All records with a ranking score of 25 are included. Standard competition ranking is used in which items that tie receive the same ranking number and then a gap is left in the ranking sequence. N/A means that wage data is not available.

The occupational outlook brochures represent the top 25 occupations and skills for Washington statewide and each of the 12 workforce development areas (WDAs). There are 13 brochures in total and can be found at: www.esd.wa.gov/labormarketinfo/lmi-flyers-brochures.

For the Southwest Washington WDA, the data for these top 25 occupations are extracted from the occupational projections published on our website at <https://esd.wa.gov/labormarketinfo/projections>. The data represents the top 25 detailed (6-digit SOC) occupations. Total occupational openings, with alternative turnover rates, represent estimations of total available jobs, excluding seasonal jobs. Alternative turnover rates are based on wage files and are specific to Washington state. These rates are alternative to the national separation rates produced by the Bureau of Labor Statistics (BLS). The BLS rates only represent net replacement openings.

The wage estimates are alternative wage estimations based on original sample responses. These wage estimations exclude imputations and produce accurate estimations for areas not stratified in the BLS sampling frame. According to BLS methodology, all wage estimations are adjusted to first quarter 2019 using Employment Cost Indexes (ECI). The same wages are used in our Occupations in Demand (OID) list (see <https://esd.wa.gov/labormarketinfo/LAAO>). OID classifies occupations into three categories: "in demand," "not in demand" or "balanced."

Between 2017 and 2027, the Southwest Washington WDA is expected to have average annual openings of 85,468 excluding seasonal jobs. The top 25 occupations are based on combined ranks for growth rates and total openings. The occupational outlook brochures are updated annually, however, we do provide monthly updates for the top 25 skill sets. See notes under *Figure 2*.



Top 25 hard and soft skills

Figure 2. Top 25 hard and soft skills from new job announcements

Washington state, Southwest Washington WDA, between August 2018 and July 2019

Source: The Conference Board Help Wanted OnLine Data Series (HWOL[®], CEB TalentNeuron)

Rank	Hard and soft skills	Number	Percent of jobs required the skill
1	Oral and written communication	9,693	26.5%
2	Detail oriented	5,639	15.4%
3	Integrity	4,003	10.9%
4	Microsoft Office	3,741	10.2%
5	Problem solving	3,554	9.7%
6	Marketing	3,378	9.2%
7	Customer service oriented	3,086	8.4%
8	Team-oriented, teamwork	2,594	7.1%
9	Work independently	2,429	6.6%
10	Creativity	2,407	6.6%
11	Coaching	2,289	6.3%
12	Organizational skills	2,153	5.9%
13	Self-starting	2,092	5.7%
14	Management skills	1,999	5.5%
15	Freightplus	1,932	5.3%
16	Time management	1,885	5.2%
17	Basic computer skills	1,727	4.7%
18	Project management	1,640	4.5%
19	Team player	1,616	4.4%
20	High Energy	1,489	4.1%
21	Strong leadership skills	1,488	4.1%
22	Microsoft PowerPoint	1,369	3.7%
23	Management experience	1,350	3.7%
24	Troubleshooting	1,253	3.4%
25	Work ethics	1,231	3.4%



The top 25 hard and soft skills (combined) are based on new job announcements extracted from WANTED Analytics' website.

We also show the percent of job announcements for which the specific skill was required. The skill numbers represent the total annual numbers (between August 2018 and July 2019) extracted from new online job postings by employers.

Monthly updates of the top 25 occupations' hard skills, certifications and top employers can be found at: <https://esd.wa.gov/labormarketinfo/employer-demand>

Subscribe and get email alerts for labor market information and for when new information gets posted. Just go here: <https://public.govdelivery.com/accounts/WAESD/subscriber/new> and sign up!