


2013 OCCUPATIONAL EMPLOYMENT AND WAGE ESTIMATES

Occupations
Employment Estimates
Average Wages
Wage Percentiles
Annual Wages




**Washington State
Employment Security Department**



Labor Market and Economic Analysis

June 2013



2013 Occupational Employment and Wage Estimates

Published June 2013

Washington State Employment Security Department
Dale Peinecke, *commissioner*

Labor Market and Economic Analysis, Occupational Employment Statistics Unit
Charlie Saibel, *supervisor*

Cover photo credits:

'Network Administrator' Photo by ©Akodisinghe/Dreamstime.com
'Engineer Trio' Photo by ©iStock/Ana Abejon
'Customer Service Representative' Photo by ©Yuri Arcurs/Dreamstime.com
'Truck Drivers' Photo by ©iStock/Kali9

The Employment Security Department is an equal-opportunity employer and provider of programs and services. Auxiliary aids and services are available upon request to people with disabilities.

Contents

Introduction and notes on estimates	iii
Definitions	iv
Map of survey areas	v
Washington statewide	1
Metropolitan statistical areas and divisions	
Bellingham	15
Bremerton-Silverdale	23
Kennewick-Pasco-Richland	29
Lewiston, Idaho-Clarkston, Washington	37
Longview	41
Mount Vernon-Anacortes	47
Olympia	53
Portland, Oregon-Vancouver, Washington	61
Seattle-Bellevue-Everett	73
Spokane	85
Tacoma	95
Wenatchee	105
Yakima	111
Balance-of-state areas	
Northwest Washington	119
Southwest Washington	125
Central Washington.....	131
Eastern Washington	137

Introduction

Each year, the Employment Security Department's Labor Market and Economic Analysis branch compiles occupational employment and wage estimates for Washington state. The data are presented statewide, for Metropolitan Statistical Areas, for Metropolitan Divisions and for balance-of-state areas. All data are at the cross-industry level.

Occupational Employment Statistics (OES) is a program of the U.S. Department of Labor, Bureau of Labor Statistics. This federal-state cooperative program produces employment and wage estimates for nearly 840 occupations. National estimates, state estimates and more information about the program are available online at www.bls.gov/oes.

Notes on estimates

These occupational employment and wage estimates are based on the spring 2012 Occupational Employment Statistics survey. The survey collected employment counts and wages from more than 4,900 Washington employers. Data from the spring 2012 survey were combined with the fall 2009, spring 2010, fall 2010, spring 2011 and fall 2011 survey panels to create a sample size of more than 28,000 employers. Wage estimates were updated to a March 2013 level using Employment Cost Index (ECI) factors. Employment estimates are benchmarked to an average of November 2011 and May 2012 employment.

Occupation and wage estimates are not provided for farms, the self-employed, owner/partners in unincorporated firms, the military, household workers or unpaid family workers. Estimates for some occupations or wage levels are not listed due to small sample size. These include occupations with an estimated employment of fewer than 10 people.

Definitions

25th Percentile – 25 percent of all wage earners earn below the wage rate specified.

50th Percentile – 50 percent of all wage earners earn below the wage rate specified. The 50th percentile is the median wage.

75th Percentile – 75 percent of all wage earners earn below the wage rate specified.

Annual wage – In instances where hourly rates are reported, the annual wage is calculated by multiplying the hourly rate by 2,080 hours. This is the annual equivalent of working full-time at 40 hours per week.

Average wage – The sum of all reported wage rates divided by the number of rates.

Balance-of-state area (BOS) – One of four groups of counties in Washington not included in a metropolitan statistical area. Each county group is considered economically related.

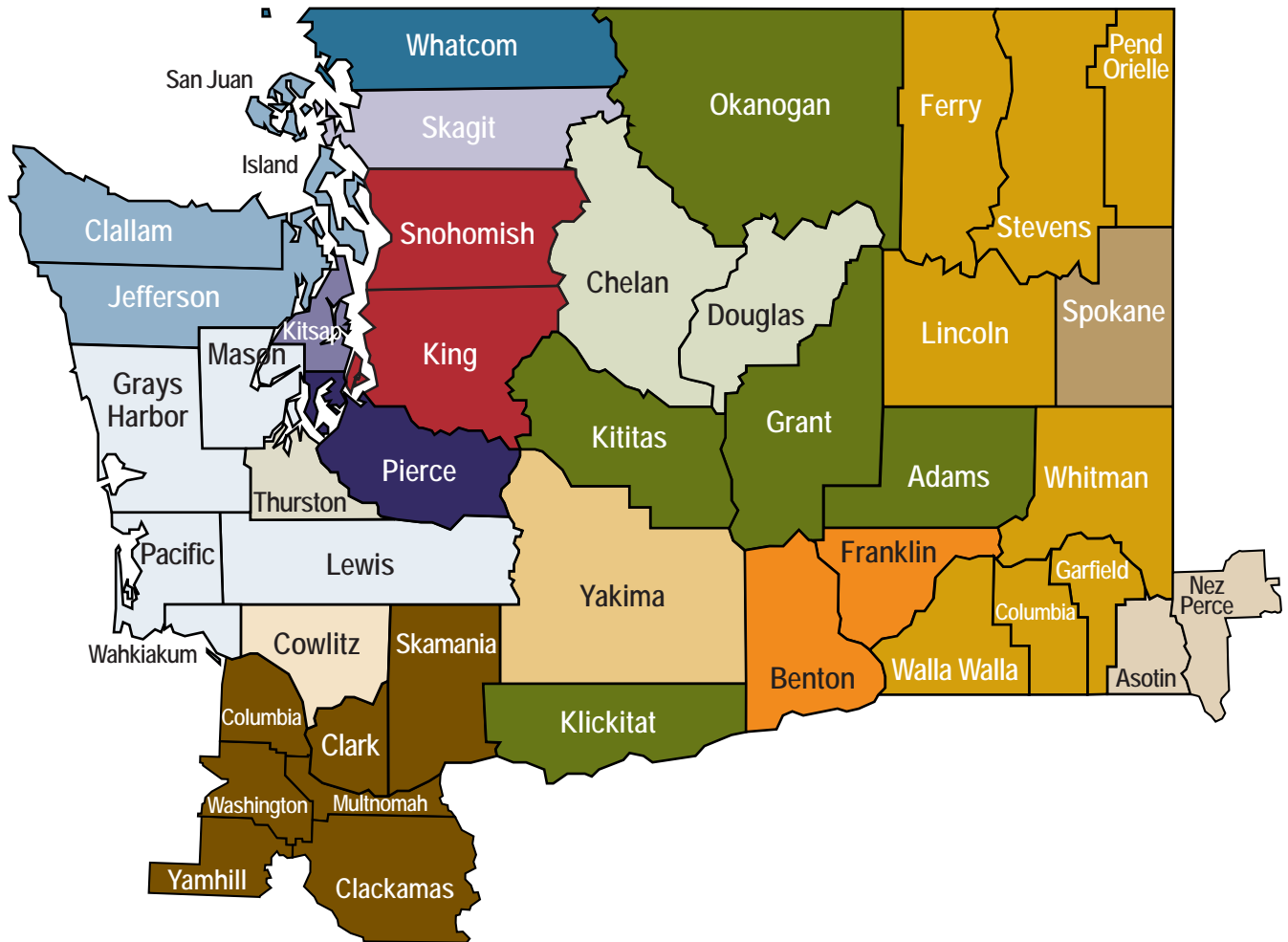
Employment cost index (ECI) – The employment cost index measures changes in wages, salaries and benefits for civilian workers. This includes private industry and state and local government. The ECI is published by the federal Bureau of Labor Statistics and can be found at <http://stats.bls.gov/ncs/ect/>.

Metropolitan Division (MD) – A county or group of counties that serve as a distinct employment region within a metropolitan statistical area that has a population of at least 2.5 million people.

Metropolitan Statistical Area (MSA) – A county or group of counties that are economically related having a principal city or urbanized area with a population of at least 50,000 people. A MSA may include contiguous counties from neighboring states. Also called a metro area.

Standard Occupational Classification (SOC) – The SOC system is used to sort and define nearly 840 occupations. The standardized system allows comparable research and reporting by individual states and the federal government. For more information on the SOC system, go to www.bls.gov/soc.

Map of survey areas



- Bellingham, WA MSA – Whatcom County
- Bremerton-Silverdale, WA MSA – Kitsap County
- Kennewick-Pasco-Richland, WA MSA – Benton and Franklin counties
- Lewiston-Clarkston, ID-WA MSA – Nez Perce, ID; and Asotin, WA counties
- Longview, WA MSA – Cowlitz County
- Mount Vernon-Anacortes, WA MSA – Skagit County
- Olympia, WA MSA – Thurston County
- Portland-Vancouver, OR-WA MSA – Clackamas, Columbia, Multnomah, Washington and Yamhill, OR; and Clark and Skamania, WA counties
- Seattle-Bellevue-Everett, WA MD – King and Snohomish counties
- Spokane, WA MSA – Spokane County
- Tacoma, WA MD – Pierce County
- Wenatchee, WA MSA – Chelan and Douglas counties
- Yakima, WA MSA – Yakima County
- Balance of State Northwest – Clallam, Island, Jefferson and San Juan counties
- Balance of State Southwest – Grays Harbor, Lewis, Mason, Pacific and Wahkiakum counties
- Balance of State Central – Adams, Grant, Kittitas, Klickitat and Okanogan counties
- Balance of State East –Columbia, Ferry, Garfield, Lincoln, Pend Oreille, Stevens, Walla Walla and Whitman counties

Washington Statewide
2013 Occupational Employment
and Wage Estimates
Includes all Counties in Washington State



SOC Code	Washington Statewide Occupational Title	Estimated Employment	Average Wage	Percentiles			Annual Wage
				25th	50th	75th	
13-2011	Accountants & Auditors	22,679	\$33.50	\$25.24	\$31.07	\$39.41	\$69,680
27-2011	Actors	323	\$23.63	\$11.47	\$18.20	\$28.30	
15-2011	Actuaries	462	\$45.82	\$33.90	\$42.78	\$54.99	\$95,307
23-1021	Admin Law Judges, Adjudicators, & Hearing Officers	437	\$43.85	\$37.69	\$39.63	\$45.89	\$91,217
11-3011	Administrative Svcs Mgrs	5,053	\$47.91	\$34.09	\$44.21	\$57.47	\$99,640
25-3011	Adult Literacy, Remedial Ed, GED Teachers/Inst	2,874	\$23.45	\$19.59	\$22.92	\$27.88	\$48,760
11-2011	Advertising & Promotions Mgrs	542	\$52.94	\$36.63	\$50.03	\$66.44	\$110,107
41-3011	Advertising Sales Agents	2,992	\$31.36	\$16.61	\$23.90	\$39.83	\$65,228
17-3021	Aerospace Engineering & Operations Technicians	736	\$32.76	\$25.87	\$32.90	\$38.29	\$68,133
17-2011	Aerospace Engineers	8,017	\$49.82	\$40.92	\$48.94	\$58.16	\$103,634
13-1011	Agents/Business Mgrs of Artists, Performers, Athletes	58	\$28.11	\$14.24	\$17.97	\$29.60	\$58,461
19-4011	Agricultural & Food Science Technicians	467	\$17.70	\$13.61	\$16.76	\$20.84	\$36,821
17-2021	Agricultural Engineers	49	\$35.04	\$23.46	\$36.17	\$42.92	\$72,884
45-2091	Agricultural Equipment Operators	1,141	\$13.79	\$11.30	\$13.19	\$15.01	\$28,691
45-2011	Agricultural Inspectors	592	\$19.23	\$15.19	\$20.10	\$21.85	\$39,992
25-1041	Agricultural Sciences Teachers, Postsecondary	52					\$81,625
45-2099	Agricultural Wkrs, All Other	326	\$17.91	\$13.28	\$15.50	\$22.94	\$37,245
53-1011	Aircraft Cargo Handling Supervisors	148	\$24.59	\$16.96	\$18.89	\$33.99	\$51,156
49-3011	Aircraft Mechanics & Svc Technicians	5,667	\$28.02	\$21.91	\$27.32	\$34.09	\$58,285
51-2011	Aircraft Structure/Surface/Rigging/System Assemblers	13,050	\$25.64	\$18.79	\$23.40	\$33.32	\$53,336
53-2022	Airfield Operations Specialists	94	\$27.73	\$23.18	\$27.25	\$31.90	\$57,684
53-2011	Airline Pilots, Copilots, & Flight Engineers	1,135					\$140,383
53-3011	Ambulance Drivers/Attendants (Not EMTs)	194	\$12.85	\$10.39	\$11.37	\$14.28	\$26,722
39-3091	Amusement & Recreation Attendants	6,618	\$11.13	\$9.34	\$9.83	\$11.56	\$23,161
29-1061	Anesthesiologists	394	\$119.50	\$91.24	\$91.26	\$91.28	\$248,564
45-2021	Animal Breeders	36					
33-9011	Animal Control Wkrs	255	\$20.36	\$13.69	\$20.28	\$25.97	\$42,345
19-1011	Animal Scientists	22	\$40.24	\$33.24	\$37.37	\$44.95	\$83,708
39-2011	Animal Trainers		\$16.99	\$11.71	\$19.16	\$21.36	\$35,339
19-3091	Anthropologists & Archeologists	187	\$29.95	\$23.12	\$29.30	\$36.24	\$62,295
25-1061	Anthropology & Archeology Teachers, Postsecondary	194					\$66,844
13-2021	Appraisers & Assessors of Real Estate	1,085	\$31.25	\$22.74	\$28.79	\$38.12	\$64,998
23-1022	Arbitrators, Mediators, & Conciliators	138	\$31.93	\$25.19	\$30.86	\$37.14	\$66,408
17-1011	Architects, Not Landscape & Naval	3,222	\$33.96	\$25.19	\$31.78	\$40.02	\$70,629
17-3011	Architectural & Civil Drafters	1,562	\$27.46	\$21.91	\$27.07	\$32.89	\$57,123
25-4011	Archivists	242	\$28.95	\$21.07	\$26.39	\$36.98	\$60,220
25-1062	Area, Ethnic, & Cultural Studies Teachers, Postsec	111					\$70,448
27-1011	Art Directors	712	\$48.18	\$36.34	\$44.70	\$56.48	\$100,212
25-1121	Art, Drama, & Music Teachers, Postsecondary	1,531					\$60,826
27-1019	Artists & Related Wkrs, All Other	82	\$24.27	\$16.82	\$20.92	\$28.79	\$50,485
51-2099	Assemblers & Fabricators, All Other	7,417	\$15.37	\$12.16	\$14.50	\$17.66	\$31,975
27-2021	Athletes & Sports Competitors	357					\$116,834
29-9091	Athletic Trainers	279					\$46,065
19-2021	Atmospheric & Space Scientists	224	\$44.30	\$31.79	\$42.08	\$54.76	\$92,147
25-1051	Atmospheric/Earth/Marine/Space Sci Teachers, Postsec	285					\$86,636
27-4011	Audio & Video Equipment Technicians	869	\$22.81	\$16.01	\$21.56	\$28.67	\$47,440
29-1181	Audiologists	301	\$45.83	\$31.32	\$36.91	\$44.93	\$95,325
25-9011	Audio-Visual Collections Specialists	153	\$21.07	\$17.56	\$20.24	\$22.90	\$43,833
49-3021	Automotive Body & Related Repairers	2,310	\$21.31	\$15.78	\$19.96	\$26.30	\$44,329
49-3022	Automotive Glass Installers & Repairers	768	\$17.68	\$12.88	\$16.16	\$21.32	\$36,775
49-3023	Automotive Svc Technicians & Mechanics	10,884	\$20.71	\$15.10	\$20.17	\$25.59	\$43,075
49-2091	Avionics Technicians	1,282	\$30.41	\$25.52	\$29.70	\$35.74	\$63,262
39-6011	Baggage Porters & Bellhops	1,187	\$10.75	\$9.30	\$9.47	\$10.94	\$22,351
33-3011	Bailiffs	130	\$20.50	\$14.76	\$19.79	\$25.89	\$42,643
51-3011	Bakers	4,132	\$13.95	\$10.56	\$13.10	\$17.00	\$29,024

SOC Code	Washington Statewide Occupational Title	Estimated Employment	Average Wage	Percentiles			Annual Wage
				25th	50th	75th	
39-5011	Barbers	383	\$14.88	\$9.84	\$12.85	\$17.34	\$30,948
35-3011	Bartenders	13,812	\$13.25	\$9.50	\$12.21	\$14.83	\$27,561
49-3091	Bicycle Repairers	233	\$13.56	\$11.52	\$13.13	\$14.56	\$28,214
43-3011	Bill & Account Collectors	4,939	\$17.38	\$13.91	\$17.01	\$20.28	\$36,163
43-3021	Billing & Posting Clerks & Machine Operators	11,244	\$18.42	\$15.33	\$18.02	\$21.43	\$38,313
19-1021	Biochemists & Biophysicists	269	\$39.98	\$23.97	\$37.74	\$47.98	\$83,165
25-1042	Biological Science Teachers, Postsecondary	880					\$82,758
19-1029	Biological Scientists, All Other	1,311	\$35.06	\$25.81	\$34.82	\$42.47	\$72,922
19-4021	Biological Technicians	3,199	\$20.39	\$16.01	\$19.41	\$23.92	\$42,422
17-2031	Biomedical Engineers	265	\$41.33	\$26.32	\$35.29	\$52.19	\$85,957
47-2011	Boilermakers	339	\$23.71	\$19.70	\$23.22	\$27.43	\$49,331
43-3031	Bookkeeping, Accounting, & Auditing Clerks	39,550	\$19.19	\$15.29	\$18.53	\$22.58	\$39,906
47-3011	Brick/Block/Stonemason & Tile/Marble Setter Helpers	343	\$21.12	\$15.89	\$18.84	\$25.83	\$43,920
47-2021	Brickmasons & Blockmasons	680	\$29.99	\$25.41	\$30.75	\$34.54	\$62,374
53-6011	Bridge & Lock Tenders	64	\$24.62	\$18.85	\$25.53	\$28.33	\$51,208
27-4012	Broadcast Technicians	556	\$17.25	\$11.65	\$14.35	\$21.37	\$35,892
43-4011	Brokerage Clerks	695	\$21.97	\$17.57	\$21.71	\$26.30	\$45,684
13-2031	Budget Analysts	2,212	\$36.15	\$29.84	\$35.35	\$42.49	\$75,195
37-2019	Building Cleaning Wkrs, All Other		\$14.70	\$10.56	\$11.75	\$19.74	\$30,558
49-3031	Bus & Truck Mechanics & Diesel Engine Specialists	5,768	\$25.44	\$21.02	\$25.17	\$29.75	\$52,916
53-3022	Bus Drivers, School	9,717	\$17.61	\$15.74	\$17.73	\$20.18	\$36,622
53-3021	Bus Drivers, Transit & Intercity	6,990	\$23.81	\$21.01	\$24.64	\$27.56	\$49,520
13-1199	Business Operations Specialists, All Other	24,620	\$34.73	\$25.09	\$32.80	\$42.80	\$72,236
25-1011	Business Teachers, Postsecondary	1,312					\$83,576
51-3021	Butchers & Meat Cutters	2,846	\$17.65	\$13.01	\$19.17	\$21.66	\$36,704
51-7011	Cabinetmakers & Bench Carpenters	1,748	\$18.42	\$14.34	\$17.66	\$22.05	\$38,313
49-9061	Camera & Photographic Equipment Repairers	25	\$21.34	\$16.59	\$21.15	\$26.53	\$44,387
27-4031	Camera Ops, Television, Video, & Motion Picture	525	\$23.37	\$16.98	\$21.40	\$31.16	\$48,622
53-5021	Captains, Mates, & Pilots of Water Vessels	1,598	\$35.72	\$27.81	\$34.65	\$43.49	\$74,291
29-2031	Cardiovascular Technologists & Technicians	1,106	\$32.61	\$25.69	\$33.62	\$40.02	\$67,829
43-5011	Cargo & Freight Agents	1,748	\$26.70	\$16.75	\$24.78	\$37.08	\$55,526
47-3012	Carpenter Helpers	360	\$15.68	\$12.07	\$13.99	\$19.10	\$32,601
47-2031	Carpenters	17,066	\$24.20	\$17.83	\$23.08	\$30.17	\$50,329
47-2041	Carpet Installers	611	\$19.65	\$14.39	\$18.36	\$23.11	\$40,885
17-1021	Cartographers & Photogrammetrists	406	\$34.59	\$28.05	\$34.55	\$41.44	\$71,932
41-2011	Cashiers	64,252	\$12.71	\$9.56	\$11.06	\$14.36	\$26,437
47-2051	Cement Masons & Concrete Finishers	2,080	\$22.86	\$15.08	\$22.12	\$29.87	\$47,562
51-9191	Cementing & Gluing Machine Operators & Tenders	422	\$19.76	\$13.40	\$17.04	\$25.78	\$41,087
35-1011	Chefs & Head Cooks	2,524	\$21.66	\$16.55	\$20.43	\$25.55	\$45,049
17-2041	Chemical Engineers	453	\$45.88	\$35.66	\$46.65	\$56.10	\$95,419
51-9011	Chemical Equipment Operators & Tenders	187	\$20.35	\$16.99	\$19.68	\$22.87	\$42,313
51-8091	Chemical Plant & System Operators	264	\$24.74	\$17.67	\$24.90	\$31.98	\$51,471
19-4031	Chemical Technicians	1,015	\$20.96	\$15.86	\$20.12	\$24.47	\$43,595
25-1052	Chemistry Teachers, Postsecondary	389					\$75,065
19-2031	Chemists	2,077	\$37.73	\$28.39	\$36.11	\$46.14	\$78,481
11-1011	Chief Executives	3,180	\$92.66	\$61.13	\$90.43	\$91.09	\$192,737
39-9011	Child Care Wkrs	10,326	\$11.09	\$9.41	\$10.36	\$11.73	\$23,070
21-1021	Child, Family, & School Social Wkrs	5,601	\$22.05	\$17.11	\$23.87	\$26.07	\$45,866
29-1011	Chiropractors	803	\$47.35	\$21.31	\$26.94	\$58.96	\$98,482
17-3022	Civil Engineering Technicians	2,210	\$27.15	\$23.74	\$27.14	\$30.72	\$56,466
17-2051	Civil Engineers	12,131	\$41.39	\$33.16	\$40.06	\$48.23	\$86,087
13-1031	Claims Adjusters, Examiners, & Investigators	5,825	\$30.99	\$24.80	\$29.24	\$35.70	\$64,453
53-7061	Cleaners of Vehicles & Equipment	6,282	\$12.64	\$9.80	\$11.42	\$14.04	\$26,281
51-9192	Cleaning/Washing/Metal Pickling Equipment Ops/Tenders	905	\$16.07	\$11.29	\$13.55	\$18.20	\$33,420
21-2011	Clergy	493	\$25.41	\$19.16	\$25.80	\$30.95	\$52,861
19-3031	Clinical, Counseling, & School Psychologists	1,733	\$35.81	\$28.04	\$33.36	\$40.16	\$74,479
27-2022	Coaches & Scouts	7,726					\$38,164
51-9121	Coating/Painting/Spraying Machine Setters/Ops/Tenders	1,561	\$15.90	\$12.77	\$15.25	\$18.27	\$33,072
51-2021	Coil Winders, Tapers, & Finishers		\$16.08	\$12.44	\$15.75	\$18.98	\$33,441
49-9091	Coin, Vending, & Amusement Machine Svcs & Repairers	710	\$17.79	\$14.38	\$17.50	\$21.49	\$37,006
35-3021	Comb Food Preparation & Serving Wkrs, Inc Fast Food	63,583	\$10.65	\$9.31	\$9.52	\$11.21	\$22,154
27-1021	Commercial & Industrial Designers	497	\$28.89	\$21.14	\$30.26	\$36.25	\$60,099

SOC Code	Washington Statewide Occupational Title	Estimated Employment	Average Wage	Percentiles			Annual Wage
				25th	50th	75th	
49-9092	Commercial Divers	169	\$39.45	\$26.22	\$38.91	\$47.25	\$82,057
53-2012	Commercial Pilots	704					\$82,731
25-1122	Communications Teachers, Postsecondary	444					\$60,157
21-1099	Community & Social Svc Specialists, All Other	1,300	\$20.97	\$13.71	\$18.92	\$27.65	\$43,628
21-1094	Community Health Workers	403	\$22.76	\$16.87	\$21.38	\$27.92	\$47,341
11-3111	Compensation and Benefits Managers	350	\$55.28	\$38.87	\$47.09	\$64.72	\$114,987
13-1141	Compensation, Benefits, and Job Analysis Specialists	1,660	\$32.48	\$23.52	\$29.91	\$39.11	\$67,563
13-1041	Compliance Ofcrrs (Not Ag/Const/Safety/Transportn)	7,000	\$32.03	\$25.41	\$30.22	\$37.09	\$66,611
11-3021	Computer & Information Systems Mgrs	9,908	\$67.40	\$49.90	\$63.64	\$79.37	\$140,176
15-1111	Computer and Information Scientists, Research	750	\$49.90	\$40.39	\$49.07	\$57.89	\$103,788
17-2061	Computer Hardware Engineers	1,695	\$52.57	\$41.46	\$50.29	\$61.01	\$109,337
15-1143	Computer Network Architects	4,226	\$48.24	\$40.91	\$47.49	\$55.91	\$100,333
15-1152	Computer Network Support Specialists	4,758	\$31.65	\$24.61	\$30.22	\$35.39	\$65,834
15-1199	Computer Occupations, All Other	5,774	\$40.72	\$28.97	\$39.91	\$54.20	\$84,685
43-9011	Computer Operators	906	\$20.83	\$15.79	\$20.70	\$25.69	\$43,330
15-1131	Computer Programmers	12,462	\$45.51	\$36.87	\$45.30	\$54.93	\$94,657
25-1021	Computer Science Teachers, Postsecondary	449					\$74,737
15-1132	Computer Software Engineers, Applications	39,647	\$48.81	\$39.90	\$48.79	\$57.83	\$101,525
15-1133	Computer Software Engineers, Systems Software	14,498	\$51.32	\$41.64	\$47.66	\$58.49	\$106,740
15-1151	Computer Support Specialists	13,833	\$26.47	\$19.56	\$24.69	\$30.47	\$55,049
15-1121	Computer Systems Analysts	13,449	\$46.20	\$34.67	\$43.11	\$53.11	\$96,096
49-2011	Computer, Automated Teller, & Office Machine Repairers	2,356	\$19.13	\$14.63	\$18.00	\$22.07	\$39,799
51-4011	Computer-Controlled Machine Tool Ops, Mtl/Plastic	2,994	\$21.77	\$15.59	\$19.77	\$27.38	\$45,293
39-6012	Concierges	295	\$13.89	\$12.03	\$13.66	\$15.71	\$28,876
19-1031	Conservation Scientists	700	\$31.31	\$24.17	\$30.19	\$35.89	\$65,125
47-4011	Construction & Building Inspectors	2,260	\$31.88	\$27.38	\$32.08	\$36.49	\$66,306
47-4099	Construction & Related Wkrrs, All Other	577	\$22.51	\$13.22	\$18.66	\$29.87	\$46,815
47-2061	Construction Laborers	14,426	\$20.33	\$14.30	\$17.87	\$26.26	\$42,288
11-9021	Construction Mgrs	4,326	\$50.08	\$37.22	\$45.05	\$57.53	\$104,164
47-3019	Construction Trades, All Other Helpers	444	\$15.81	\$11.94	\$15.01	\$18.29	\$32,882
47-1011	Construction Trades/Extraction Wkrrs, 1st-Ln Spvrrs	12,029	\$35.80	\$28.39	\$35.41	\$43.08	\$74,450
47-5041	Continuous Mining Machine Operators	145	\$25.66	\$18.93	\$24.31	\$27.08	\$53,368
49-9012	Control & Valve Installers & Repairers (Not Mech Door)	935	\$24.89	\$17.97	\$24.57	\$31.12	\$51,760
53-7011	Conveyor Operators & Tenders	859	\$17.24	\$13.74	\$16.46	\$18.86	\$35,846
35-2019	Cooks, All Other	1,459	\$12.46	\$10.22	\$11.32	\$13.90	\$25,922
35-2011	Cooks, Fast Food	5,256	\$10.35	\$9.29	\$9.47	\$10.86	\$21,545
35-2012	Cooks, Institution & Cafeteria	8,632	\$14.24	\$11.60	\$13.84	\$16.70	\$29,622
35-2014	Cooks, Restaurant	23,442	\$12.61	\$10.59	\$12.32	\$14.27	\$26,223
35-2015	Cooks, Short Order	1,969	\$12.07	\$9.41	\$11.47	\$13.69	\$25,118
51-9193	Cooling & Freezing Equipment Operators & Tenders	199	\$16.61	\$12.34	\$16.09	\$20.40	\$34,540
33-3012	Correctional Officers & Jailers	5,732	\$22.99	\$21.51	\$21.52	\$24.88	\$47,838
33-1011	Correctional Officers, 1st-Line Spvrrs of	999	\$28.63	\$23.74	\$26.13	\$32.05	\$59,558
43-4021	Correspondence Clerks	59	\$22.52	\$15.67	\$19.01	\$22.65	\$46,842
13-1051	Cost Estimators	4,862	\$32.33	\$23.27	\$31.03	\$40.55	\$67,238
39-3092	Costume Attendants	41	\$17.36	\$13.61	\$16.73	\$20.83	\$36,097
21-1019	Counselors, All Other	259	\$18.29	\$10.99	\$16.64	\$23.62	\$38,041
41-2021	Counter & Rental Clerks	15,060	\$13.66	\$10.09	\$12.64	\$16.06	\$28,412
35-3022	Counter Attendants, Cafeteria, Concession, Coffee Shop	14,339	\$10.90	\$9.32	\$9.54	\$11.29	\$22,672
43-5021	Couriers & Messengers	1,248	\$14.48	\$12.27	\$14.05	\$16.43	\$30,102
23-2091	Court Reporters	209	\$23.81	\$15.30	\$20.57	\$34.17	\$49,530
43-4031	Court, Municipal, & License Clerks	3,195	\$21.06	\$17.75	\$20.80	\$24.66	\$43,823
27-1012	Craft Artists	182	\$17.55	\$15.43	\$16.95	\$18.46	\$36,501
53-7021	Crane & Tower Operators	1,451	\$35.07	\$31.06	\$35.42	\$41.64	\$72,956
13-2041	Credit Analysts	1,098	\$35.08	\$25.61	\$31.92	\$41.19	\$72,968
43-4041	Credit Authorizers, Checkers, & Clerks	599	\$20.28	\$16.13	\$18.65	\$22.51	\$42,197
25-1111	Criminal Justice & Law Enforcement Teachers, Postsec	153					\$54,651
33-9091	Crossing Guards	1,085	\$20.58	\$11.38	\$24.00	\$27.34	\$42,802
51-9021	Crush/Grind/Polishing Machine Setters/Ops/Tenders	639	\$16.52	\$13.40	\$16.12	\$18.69	\$34,360
25-4012	Curators	235	\$26.15	\$18.44	\$24.78	\$31.92	\$54,394
43-4051	Customer Svc Reps	35,773	\$17.67	\$13.43	\$16.75	\$20.73	\$36,760
51-4031	Cut/Punch/Press Mach Setters/Ops/Tenders, Mtl/Plastic	2,282	\$18.91	\$14.19	\$17.80	\$21.98	\$39,317
51-9031	Cutters & Trimmers, Hand	297	\$13.53	\$10.75	\$12.68	\$16.14	\$28,134

SOC Code	Washington Statewide Occupational Title	Estimated Employment	Average Wage	Percentiles			Annual Wage
				25th	50th	75th	
51-9032	Cutting & Slicing Machine Setters, Ops, & Tenders	1,325	\$16.97	\$11.50	\$15.48	\$21.33	\$35,292
43-9021	Data Entry Keyers	2,523	\$15.76	\$12.26	\$15.34	\$18.81	\$32,781
15-1141	Database Administrators	2,602	\$42.89	\$33.45	\$42.55	\$52.31	\$89,201
31-9091	Dental Assistants	9,088	\$19.19	\$16.04	\$19.17	\$22.14	\$39,908
29-2021	Dental Hygienists	5,850	\$44.12	\$39.89	\$43.95	\$49.41	\$91,779
51-9081	Dental Laboratory Technicians	969	\$21.10	\$16.16	\$20.00	\$25.89	\$43,872
29-1029	Dentists, All Other Specialists	108	\$81.83	\$61.11	\$77.01	\$91.23	\$170,222
29-1021	Dentists, General	1,868	\$99.16	\$66.49	\$91.24	\$91.27	\$206,253
27-1029	Designers, All Other	123	\$25.41	\$19.49	\$24.91	\$30.46	\$52,864
43-9031	Desktop Publishers	239	\$19.78	\$16.35	\$19.98	\$23.00	\$41,143
33-3021	Detectives & Criminal Investigators	1,704	\$44.10	\$36.68	\$43.69	\$52.09	\$91,728
29-2032	Diagnostic Medical Sonographers	1,331	\$38.97	\$34.14	\$39.24	\$44.07	\$81,070
29-2051	Dietetic Technicians	587	\$17.66	\$13.67	\$17.08	\$21.53	\$36,731
29-1031	Dietitians & Nutritionists	1,374	\$29.83	\$25.72	\$30.23	\$34.71	\$62,041
35-9011	Dining Room & Cafeteria Attendants & Bartender Helpers	8,439	\$10.82	\$9.31	\$9.54	\$11.34	\$22,511
21-2021	Directors, Religious Activities & Education	91	\$24.02	\$17.20	\$21.37	\$30.44	\$49,969
35-9021	Dishwashers	10,723	\$10.30	\$9.32	\$9.61	\$10.98	\$21,430
43-5032	Dispatchers, Not Police, Fire, & Ambulance	3,509	\$20.77	\$15.06	\$19.86	\$25.75	\$43,203
41-9091	Door-To-Door Sales Wkrs, News/Street Vendors	167	\$12.31	\$10.45	\$11.41	\$13.22	\$25,605
17-3019	Drafters, All Other		\$25.90	\$21.03	\$25.63	\$28.96	\$53,863
51-4032	Drilling/Boring Machine Tool Setters/Ops/Tenders	169	\$14.74	\$12.46	\$13.84	\$16.11	\$30,669
53-3031	Driver/Sales Wkrs	5,560	\$15.50	\$10.47	\$13.60	\$18.04	\$32,222
47-2081	Drywall & Ceiling Tile Installers	2,477	\$24.06	\$19.56	\$23.68	\$29.49	\$50,034
47-5021	Earth Drillers, Not Oil & Gas	382	\$24.38	\$19.49	\$24.53	\$29.01	\$50,706
25-1063	Economics Teachers, Postsecondary	178					\$82,976
19-3011	Economists	266	\$39.22	\$31.59	\$36.19	\$44.16	\$81,567
27-3041	Editors	2,601	\$33.73	\$20.62	\$29.71	\$44.20	\$70,163
11-9031	Educ Administrators, Preschool/Child Care Center/Pgms	709	\$24.02	\$16.80	\$21.59	\$28.13	\$49,980
11-9039	Education Administrators, All Other	682	\$33.00	\$21.89	\$30.70	\$41.92	\$68,632
11-9032	Education Administrators, Elem & Secondary School	4,021					\$102,436
11-9033	Education Administrators, Postsecondary	2,040	\$47.06	\$33.73	\$41.66	\$53.63	\$97,874
25-1081	Education Teachers, Postsecondary	1,115					\$65,761
25-9099	Education, Training, & Library Wkrs, All Other	3,505	\$22.26	\$16.87	\$20.26	\$26.45	\$46,299
21-1012	Educational, Vocational, & School Counselors	4,791	\$27.77	\$22.43	\$27.19	\$33.17	\$57,764
49-2092	Electric Motor, Power Tool, & Related Repairers	221	\$23.85	\$18.00	\$22.35	\$31.41	\$49,619
17-3023	Electrical & Electronic Engineering Technicians	2,292	\$30.38	\$23.98	\$30.31	\$35.80	\$63,182
51-2022	Electrical & Electronic Equipment Assemblers	4,640	\$16.71	\$13.06	\$16.08	\$19.53	\$34,752
17-3012	Electrical & Electronics Drafters	1,093	\$35.36	\$28.60	\$36.02	\$42.79	\$73,550
17-2071	Electrical Engineers	5,330	\$45.79	\$37.44	\$45.06	\$54.66	\$95,245
49-9051	Electrical Power-Line Installers & Repairers	2,418	\$38.83	\$36.34	\$40.38	\$43.60	\$80,773
49-2094	Electrical/Electronics Repairers, Industrial Equipmt	1,589	\$32.97	\$27.76	\$32.12	\$39.82	\$68,570
49-2095	Electrical/Electronics Repairers, Powerhouse/Relay	275	\$40.73	\$38.19	\$41.23	\$44.28	\$84,731
47-3013	Electrician Helpers	383	\$15.80	\$10.98	\$13.48	\$17.59	\$32,858
47-2111	Electricians	11,770	\$29.25	\$22.65	\$28.71	\$36.28	\$60,843
51-2023	Electromechanical Equipment Assemblers	280	\$21.26	\$14.75	\$19.72	\$26.05	\$44,222
17-3024	Electro-Mechanical Technicians	163					
49-2096	Electronic Equipment Installers/Repairers, Motor Veh	425	\$21.95	\$15.39	\$19.75	\$27.55	\$45,655
49-2097	Electronic Home Entertainment Equipment Install/Repair	526	\$21.79	\$17.85	\$21.37	\$25.78	\$45,317
17-2072	Electronics Engineers, Not Computer	3,579	\$48.31	\$39.19	\$47.06	\$57.38	\$100,482
49-2093	Electronics Install/Repair, Transprt Equipmt	430	\$29.31	\$21.18	\$27.32	\$39.25	\$60,955
25-2021	Elementary School Teachers, Not Special Education	26,157					\$60,200
47-4021	Elevator Installers & Repairers	191	\$39.25	\$32.13	\$40.61	\$46.98	\$81,635
43-4061	Eligibility Interviewers, Government Programs	3,464	\$21.68	\$19.57	\$22.47	\$23.61	\$45,091
39-4011	Embalmers	31					
11-9161	Emergency Management Directors	164	\$38.01	\$30.97	\$37.72	\$46.65	\$79,065
29-2041	Emergency Medical Technicians & Paramedics	3,769	\$24.84	\$14.24	\$20.57	\$35.71	\$51,679
13-1071	Employment, Recruitment, & Placement Specialists	9,598	\$31.41	\$23.30	\$29.94	\$37.79	\$65,336
51-2031	Engine & Other Machine Assemblers	1,164	\$19.68	\$15.43	\$19.22	\$22.17	\$40,934
11-9041	Engineering Mgrs	5,843	\$64.38	\$53.07	\$63.13	\$73.13	\$133,897
25-1032	Engineering Teachers, Postsecondary	692					\$99,556
17-3029	Engineering Technicians, Not Drafters, All Other	2,402	\$34.01	\$29.11	\$35.41	\$40.56	\$70,742
17-2199	Engineers, All Other	3,558	\$46.04	\$35.24	\$46.52	\$57.71	\$95,770

SOC Code	Washington Statewide Occupational Title	Estimated Employment	Average Wage	Percentiles			Annual Wage
				25th	50th	75th	
25-1123	English Language & Literature Teachers, Postsecondary	1,228					\$60,860
27-2099	Entertainers & Performers, Sports & Related Wkrs, A/O	214	\$18.85	\$12.15	\$16.13	\$23.34	
39-3099	Entertainment Attendants & Related Wkrs, A/O	241	\$12.76	\$9.53	\$10.85	\$14.69	\$26,551
17-3025	Environmental Engineering Technicians	491	\$29.27	\$25.88	\$31.33	\$34.37	\$60,896
17-2081	Environmental Engineers	1,669	\$44.83	\$36.43	\$43.32	\$53.04	\$93,256
19-4091	Environmental Science & Protection Techs (Inc Health)	1,164	\$26.42	\$18.78	\$25.52	\$33.51	\$54,952
25-1053	Environmental Science Teachers, Postsecondary	65					\$115,844
19-2041	Environmental Scientists & Specialists (Inc Health)	3,614	\$39.47	\$29.63	\$37.20	\$47.19	\$82,105
19-1041	Epidemiologists	271	\$36.80	\$31.78	\$37.61	\$42.68	\$76,539
51-9194	Etchers & Engravers	241	\$14.72	\$12.00	\$13.90	\$16.71	\$30,612
53-7032	Excavating & Loading Machine & Dragline Operators	664	\$29.35	\$23.83	\$30.17	\$34.34	\$61,048
43-6011	Executive Secretaries & Administrative Assistants	13,308	\$25.77	\$20.55	\$25.26	\$29.97	\$53,591
29-1128	Exercise Physiologists	74	\$22.36	\$16.49	\$20.44	\$27.33	\$46,503
47-5031	Explosives Wkrs, Ordnance Handling Experts, & Blasters	93	\$29.74	\$27.97	\$30.98	\$33.82	\$61,861
47-5099	Extraction Wkrs, All Other	95	\$19.57	\$14.13	\$18.47	\$22.52	\$40,722
47-5081	Extraction Worker Helpers		\$15.08	\$12.92	\$14.07	\$16.31	\$31,363
51-9041	Extrude/Form/Press/Compact Machine Setters/Ops/Tenders	807	\$16.55	\$11.65	\$15.49	\$20.56	\$34,419
51-4021	Extruding/Drawing Mach Setters/Ops/Tenders, Mtl/Plastic	769	\$17.96	\$13.27	\$17.31	\$21.76	\$37,362
51-6091	Extruding/Forming Machine Set/Op/Tend, Synthetic/Glass	338	\$15.36	\$12.82	\$15.34	\$17.78	\$31,955
51-6092	Fabric & Apparel Patternmakers	68	\$15.04	\$12.43	\$14.29	\$17.07	\$31,269
45-4021	Fallers	596	\$31.25	\$30.01	\$32.71	\$35.40	\$64,998
29-1062	Family & General Practitioners	1,804	\$88.07	\$57.95	\$83.00	\$91.26	\$183,171
25-9021	Farm & Home Management Advisors	374	\$25.54	\$19.49	\$24.16	\$31.31	\$53,131
49-3041	Farm Equipment Mechanics	710	\$18.50	\$13.71	\$17.74	\$22.25	\$38,482
11-9013	Farmers, Ranchers, and Other Agricultural Managers	137	\$39.03	\$29.82	\$35.16	\$45.08	\$81,173
45-1011	Farming, Fishing, & Forestry Wkrs, 1st-Ln Sprvs/Mgrs	813	\$24.86	\$17.82	\$23.86	\$30.97	\$51,721
45-2092	FarmWkrs & Laborers, Crop, Nursery, & Greenhouse	5,990	\$12.11	\$9.52	\$10.72	\$12.86	\$25,190
45-2093	FarmWkrs, Farm & Ranch Animals	702	\$13.83	\$10.06	\$13.02	\$17.76	\$28,757
27-1022	Fashion Designers	223	\$30.23	\$18.04	\$26.56	\$36.17	\$62,868
47-4031	Fence Erectors	786	\$17.41	\$15.18	\$17.20	\$19.80	\$36,219
51-2091	Fiberglass Laminators & Fabricators	1,095	\$15.25	\$12.13	\$14.03	\$18.10	\$31,712
43-4071	File Clerks	2,443	\$15.02	\$11.91	\$14.17	\$17.55	\$31,241
27-4032	Film & Video Editors	392	\$27.18	\$21.66	\$27.20	\$31.55	\$56,531
13-2051	Financial Analysts	3,907	\$41.78	\$31.51	\$39.60	\$48.71	\$86,891
43-3099	Financial Clerks, All Other		\$20.83	\$15.76	\$19.99	\$24.45	\$43,319
13-2061	Financial Examiners	364	\$40.16	\$30.96	\$38.36	\$44.96	\$83,528
11-3031	Financial Mgrs	10,681	\$56.42	\$39.73	\$51.16	\$67.10	\$117,365
13-2099	Financial Specialists, All Other	2,472	\$29.51	\$21.46	\$26.32	\$34.71	\$61,378
27-1013	Fine Artists, Inc Painters, Sculptors, Illustrators	586	\$34.03	\$20.47	\$25.28	\$39.04	\$70,782
33-2011	Fire Fighters	7,097	\$30.52	\$23.68	\$32.76	\$39.78	\$63,487
33-1021	Fire Fighting & Prevention Wkrs, 1st-Ln Sprvs of	1,894	\$41.66	\$37.42	\$42.72	\$49.28	\$86,639
33-2021	Fire Inspectors & Investigators	245	\$38.03	\$31.55	\$37.93	\$45.80	\$79,117
33-3031	Fish & Game Wardens	113	\$28.92	\$26.53	\$31.55	\$31.56	\$60,144
45-3011	Fishers & Related Fishing Wkrs		\$21.80	\$14.91	\$20.34	\$30.12	\$45,352
39-9031	Fitness Trainers & Aerobics Instructors	6,787	\$20.23	\$12.86	\$18.31	\$26.63	\$42,075
53-2031	Flight Attendants	988					\$42,824
47-2042	Floor Layers, Not Carpet, Wood, & Hard Tiles	350	\$23.81	\$17.56	\$21.41	\$31.17	\$49,522
47-2043	Floor Sanders & Finishers		\$15.48	\$12.75	\$14.13	\$17.69	\$32,183
27-1023	Floral Designers	1,052	\$14.30	\$11.41	\$13.96	\$16.88	\$29,752
51-3092	Food Batchmakers	2,256	\$14.03	\$10.72	\$13.20	\$16.47	\$29,182
51-3093	Food Cooking Machine Operators & Tenders	474	\$15.09	\$11.53	\$15.35	\$18.09	\$31,385
35-9099	Food Preparation & Serving Related Wkrs, A/O	1,509	\$10.90	\$9.35	\$9.94	\$11.61	\$22,675
35-1012	Food Preparation & Serving Wkrs, 1st-Ln Sprvs of	14,011	\$16.71	\$12.74	\$15.81	\$20.04	\$34,746
35-2021	Food Preparation Wkrs	15,576	\$11.49	\$9.46	\$10.76	\$12.86	\$23,897
51-3099	Food Processing Workers, All Other	743	\$13.47	\$10.28	\$11.68	\$14.71	\$28,015
19-1012	Food Scientists & Technologists	257	\$27.45	\$18.05	\$23.77	\$35.17	\$57,101
35-3041	Food Servers, Nonrestaurant	5,683	\$11.40	\$9.40	\$10.38	\$12.38	\$23,707
11-9051	Food Svc Mgrs		\$30.44	\$20.66	\$27.72	\$41.31	\$63,312
51-3091	Food/Tobacco Roast/Bake/Dry Mach Ops/Tenders	434	\$16.11	\$11.50	\$15.78	\$19.31	\$33,504
25-1124	Foreign Language & Literature Teachers, Postsecondary	637					\$56,331
19-4092	Forensic Science Technicians	202	\$26.80	\$21.05	\$26.66	\$32.59	\$55,737
19-4093	Forest & Conservation Technicians	1,273	\$18.05	\$13.63	\$16.10	\$21.43	\$37,558

SOC Code	Washington Statewide Occupational Title	Estimated Employment	Average Wage	Percentiles			Annual Wage
				25th	50th	75th	
45-4011	Forest & Conservation Wkrs	443	\$12.14	\$8.81	\$9.33	\$14.26	\$25,257
19-1032	Foresters	531	\$27.61	\$24.17	\$26.70	\$30.76	\$57,430
25-1043	Forestry & Conservation Science Teachers, Postsec	75					\$95,317
51-4022	Forging Machine Setters, Ops/Tenders, Mtl/Plastic	139	\$18.90	\$15.37	\$19.46	\$22.00	\$39,300
51-4071	Foundry Mold & Coremakers	306	\$16.00	\$13.31	\$14.81	\$18.07	\$33,286
13-1131	Fundraisers	1,746	\$24.27	\$18.74	\$22.53	\$28.72	\$50,485
39-4021	Funeral Attendants	88	\$11.57	\$10.05	\$10.94	\$12.19	\$24,073
11-9061	Funeral Directors	83	\$39.13	\$30.96	\$39.24	\$50.51	\$81,391
51-9051	Furnace, Kiln, Oven, Drier, & Kettle Ops/Tenders	811	\$18.68	\$15.17	\$17.98	\$21.96	\$38,859
51-7021	Furniture Finishers	332	\$18.85	\$14.31	\$18.05	\$23.43	\$39,208
39-3012	Gaming & Sports Book Writers & Runners	768	\$15.09	\$10.68	\$13.28	\$18.27	\$31,396
43-3041	Gaming Cage Wkrs	1,086	\$12.72	\$10.05	\$12.26	\$14.54	\$26,464
41-2012	Gaming Change Persons & Booth Cashiers	809	\$12.33	\$10.14	\$11.87	\$14.09	\$25,636
39-3011	Gaming Dealers	6,361	\$13.69	\$9.38	\$12.57	\$15.99	\$28,492
11-9071	Gaming Mgrs	201	\$35.55	\$26.97	\$33.26	\$42.26	\$73,944
39-1011	Gaming Supervisors	1,090	\$23.32	\$17.88	\$22.73	\$27.73	\$48,500
33-9031	Gaming Surveillance Officers & Gaming Investigators	523	\$17.50	\$11.61	\$14.46	\$22.69	\$36,402
39-3019	Gaming Svc Wkrs, All Other		\$13.79	\$9.36	\$11.34	\$15.89	\$28,694
53-7071	Gas Compressor & Gas Pumping Station Operators	38	\$25.67	\$17.03	\$18.93	\$28.39	\$53,393
51-8092	Gas Plant Operators	254	\$25.31	\$17.30	\$21.22	\$32.88	\$52,650
11-1021	General & Operations Mgrs	27,305	\$60.15	\$37.92	\$52.29	\$73.76	\$125,114
29-9092	Genetic Counselors	35	\$34.02	\$30.34	\$34.01	\$37.94	\$70,755
19-3092	Geographers	58	\$35.23	\$27.88	\$35.40	\$43.06	\$73,291
25-1064	Geography Teachers, Postsecondary	104					\$72,620
19-4041	Geological & Petroleum Technicians	87	\$19.09	\$15.49	\$19.66	\$21.98	\$39,707
19-2042	Geoscientists, Not Hydrologists & Geographers	925	\$40.98	\$28.70	\$37.91	\$49.64	\$85,236
47-2121	Glaziers	1,712	\$24.75	\$15.76	\$22.24	\$36.99	\$51,488
45-2041	Graders & Sorters, Agricultural Products	4,020	\$11.24	\$9.28	\$9.49	\$11.10	\$23,369
25-1191	Graduate Teaching Assistants	624					\$40,048
27-1024	Graphic Designers	4,276	\$25.77	\$18.02	\$23.49	\$31.93	\$53,593
51-4033	Grind/Lap/Polish/Buf Machine Setters/Ops/Tenders	1,021	\$16.56	\$13.02	\$15.30	\$18.13	\$34,434
51-9022	Grinding & Polishing Wkrs, Hand	508	\$16.06	\$12.67	\$14.83	\$17.83	\$33,413
37-3019	Grounds Maintenance Wkrs, All Other	134	\$19.66	\$11.89	\$19.84	\$26.91	\$40,901
39-5012	Hairdressers, Hairstylists, & Cosmetologists	9,643	\$16.72	\$10.39	\$13.13	\$20.34	\$34,788
47-4041	Hazardous Materials Removal Wkrs	1,269	\$25.05	\$18.96	\$22.65	\$32.18	\$52,094
17-2111	Health & Safety Engineers (Not Mining)	559	\$45.78	\$37.62	\$45.23	\$55.53	\$95,222
29-1199	Health Diagnosing & Treating Practitioners, A/O	822	\$34.23	\$23.93	\$31.25	\$43.08	\$71,199
21-1091	Health Educators	1,122	\$24.51	\$17.68	\$22.42	\$29.56	\$50,988
25-1071	Health Specialties Teachers, Postsecondary	2,857					\$131,098
29-2099	Health Technologists & Technicians, All Other	2,976	\$26.12	\$19.57	\$24.96	\$32.18	\$54,338
29-9099	Healthcare Practitioners & Tech Wkrs, All Other	821	\$31.08	\$21.51	\$29.23	\$39.97	\$64,640
31-9099	Healthcare Support Wkrs, All Other	4,105	\$16.93	\$13.54	\$16.57	\$19.74	\$35,219
29-2092	Hearing Aid Specialists	244	\$24.33	\$19.37	\$22.74	\$30.74	\$50,608
51-4191	Heat Treating Equip Setters/Ops/Tenders, Mtl/Plastic	499	\$18.03	\$13.22	\$16.54	\$21.30	\$37,483
49-9021	Heating, Air Cond, Refrigeration Mechanics & Installers	3,648	\$25.02	\$19.35	\$24.05	\$30.15	\$52,047
53-1021	Helpers, Laborers, & Material Movers, 1st-Ln Spvrs of	2,905	\$24.14	\$17.83	\$23.20	\$29.23	\$50,226
47-4051	Highway Maintenance Wkrs	2,621	\$22.37	\$19.59	\$21.64	\$25.11	\$46,524
19-3093	Historians	57	\$25.11	\$16.00	\$25.70	\$33.53	\$52,222
25-1125	History Teachers, Postsecondary	357					\$67,961
53-7041	Hoist & Winch Operators	139	\$30.63	\$28.25	\$33.17	\$36.21	\$63,723
49-9031	Home Appliance Repairers	800	\$18.96	\$14.45	\$19.07	\$22.39	\$39,426
25-1192	Home Economics Teachers, Postsecondary	101					\$60,818
31-1011	Home Health Aides	10,263	\$12.09	\$10.49	\$11.67	\$13.32	\$25,162
35-9031	Hosts & Hostesses, Restaurant, Lounge, & Coffee Shop	5,557	\$10.80	\$9.34	\$9.71	\$11.35	\$22,456
43-4081	Hotel, Motel, & Resort Desk Clerks	4,837	\$11.74	\$9.99	\$11.22	\$13.14	\$24,421
37-1011	Housekeeping/Janitorial Wkrs, 1st-Line Spvrs	2,512	\$19.85	\$14.91	\$18.38	\$23.24	\$41,287
43-4161	Human Resources Assistants, Not Payroll & Timekeeping	2,987	\$19.53	\$16.49	\$19.59	\$22.29	\$40,639
11-3121	Human Resources Managers	2,946	\$52.92	\$39.22	\$50.02	\$63.32	\$110,078
19-2043	Hydrologists	363	\$40.64	\$34.17	\$37.73	\$46.51	\$84,532
17-3026	Industrial Engineering Technicians	2,594					
17-2112	Industrial Engineers	5,795	\$43.02	\$35.47	\$42.61	\$50.96	\$89,482
49-9041	Industrial Machinery Mechanics	6,515	\$28.13	\$21.58	\$27.29	\$34.90	\$58,519

SOC Code	Washington Statewide Occupational Title	Estimated Employment	Average Wage	Percentiles			Annual Wage
				25th	50th	75th	
11-3051	Industrial Production Mgrs	2,948	\$48.38	\$34.42	\$45.34	\$58.97	\$100,640
53-7051	Industrial Truck & Tractor Operators	10,996	\$18.13	\$12.90	\$16.62	\$21.37	\$37,704
43-4199	Information & Record Clerks, All Other	3,811	\$19.02	\$15.78	\$18.75	\$22.18	\$39,556
15-1122	Information Security Analysts	2,450	\$46.60	\$39.09	\$48.74	\$55.11	\$96,915
51-9061	Inspectors, Testers, Sorters, Samplers, & Weighers	9,930	\$23.30	\$15.73	\$22.56	\$32.01	\$48,478
49-9098	Installation, Maintenance, & Repair Helpers	2,150	\$14.98	\$10.59	\$13.58	\$19.00	\$31,164
49-9099	Installation, Maintenance, & Repair Wkrs, A/O	3,274	\$24.04	\$17.79	\$24.84	\$29.98	\$49,991
25-9031	Instructional Coordinators	2,004	\$29.61	\$24.41	\$29.38	\$34.67	\$61,588
47-2131	Insulation Wkrs, Floor, Ceiling, & Wall	555	\$19.51	\$15.59	\$18.36	\$22.42	\$40,595
47-2132	Insulation Wkrs, Mechanical	834	\$27.57	\$20.66	\$27.67	\$34.31	\$57,346
13-1032	Insurance Appraisers, Auto Damage	40	\$30.58	\$25.94	\$29.21	\$34.94	\$63,606
43-9041	Insurance Claims & Policy Processing Clerks	5,418	\$19.05	\$15.93	\$18.57	\$21.64	\$39,612
41-3021	Insurance Sales Agents	6,098	\$26.03	\$14.72	\$20.92	\$29.34	\$54,148
13-2053	Insurance Underwriters	2,068	\$39.05	\$27.73	\$37.15	\$48.30	\$81,218
27-1025	Interior Designers	1,133	\$24.56	\$18.30	\$22.28	\$29.95	\$51,097
29-1063	Internists, General	708	\$96.19	\$72.03	\$89.90	\$91.27	\$200,076
27-3091	Interpreters & Translators	1,167	\$22.18	\$17.33	\$21.46	\$26.27	\$46,139
43-4111	Interviewers, Not Eligibility & Loan	4,476	\$16.41	\$12.76	\$16.67	\$19.58	\$34,136
37-2011	Janitors & Cleaners, Not Maids & Housekeeping Cleaners	39,218	\$13.91	\$10.47	\$13.26	\$16.62	\$28,935
51-9071	Jewelers & Precious Stone & Metal Wkrs	345	\$21.54	\$15.26	\$20.45	\$27.25	\$44,795
23-1023	Judges, Magistrate Judges, & Magistrates	698	\$49.36	\$36.67	\$40.49	\$65.20	\$102,688
23-1012	Judicial Law Clerks	200	\$27.21	\$22.68	\$24.17	\$32.85	\$56,582
25-2012	Kindergarten Teachers, Not Special Education	3,449					\$53,919
13-1075	Labor Relations Specialists	1,854	\$34.14	\$25.14	\$33.26	\$42.89	\$71,003
53-7062	Laborers & Freight, Stock, & Material Movers, Hand	37,160	\$15.21	\$10.87	\$13.53	\$17.59	\$31,646
17-1012	Landscape Architects	631	\$30.04	\$22.69	\$28.89	\$36.36	\$62,503
37-1012	Landscape, Lawn, Groundskeep Wkrs, 1st-Line Spvrs	1,909	\$23.19	\$17.74	\$22.32	\$27.73	\$48,225
37-3011	Landscaping & Groundskeeping Wkrs	17,923	\$14.70	\$11.50	\$13.85	\$17.04	\$30,572
51-4034	Lathe Setters/Ops/Tenders, Metal/Plastic	358	\$20.42	\$15.32	\$20.47	\$25.21	\$42,475
51-6011	Laundry & Dry-Cleaning Wkrs	2,727	\$12.07	\$9.85	\$11.45	\$13.85	\$25,094
25-1112	Law Teachers, Postsecondary	202					\$100,226
23-1011	Lawyers	10,398	\$56.90	\$35.37	\$48.78	\$70.01	\$118,355
51-4192	Lay-Out Wkrs, Metal & Plastic	705	\$25.77	\$20.70	\$26.19	\$31.09	\$53,600
43-6012	Legal Secretaries	3,615	\$22.53	\$17.73	\$21.36	\$27.32	\$46,861
23-2099	Legal Support Wkrs, All Other	1,143	\$28.60	\$22.04	\$26.58	\$31.74	\$59,468
11-1031	Legislators	847					\$75,448
25-4021	Librarians	3,225	\$31.16	\$26.59	\$31.86	\$35.79	\$64,811
43-4121	Library Assistants, Clerical	2,442	\$13.19	\$11.09	\$12.93	\$14.59	\$27,441
25-1082	Library Science Teachers, Postsecondary	74					\$85,812
25-4031	Library Technicians	2,946	\$19.33	\$16.45	\$19.60	\$22.20	\$40,214
29-2061	Licensed Practical & Licensed Vocational Nurses	8,302	\$22.97	\$20.23	\$22.68	\$26.27	\$47,783
19-1099	Life Scientists, All Other	391	\$41.09	\$30.96	\$36.22	\$47.16	\$85,480
19-4099	Life, Physical, & Social Science Technicians, A/O	1,245	\$25.58	\$19.91	\$23.89	\$31.37	\$53,223
33-9092	Lifeguards, Ski Patrol, Recreational Protective Svc Wkrs	2,278	\$11.33	\$9.48	\$10.53	\$11.67	\$23,550
13-2071	Loan Counselors	622	\$18.76	\$15.84	\$17.61	\$20.39	\$39,029
43-4131	Loan Interviewers & Clerks	4,504	\$17.23	\$13.80	\$17.04	\$20.51	\$35,852
13-2072	Loan Officers	5,655	\$37.62	\$26.16	\$32.54	\$43.93	\$78,252
39-3093	Locker Room, Coatroom, & Dressing Room Attendants	301	\$10.72	\$9.32	\$9.88	\$11.44	\$22,296
49-9094	Locksmiths & Safe Repairers	359	\$19.66	\$13.86	\$19.32	\$25.29	\$40,899
11-9081	Lodging Mgrs	435	\$26.67	\$18.30	\$23.83	\$32.55	\$55,484
45-4023	Log Graders & Scalers	123	\$19.31	\$14.59	\$19.37	\$22.94	\$40,171
45-4022	Logging Equipment Operators	1,501	\$21.59	\$19.13	\$21.12	\$23.14	\$44,913
45-4029	Logging Wkrs, All Other	322					
13-1081	Logisticians	6,745	\$40.61	\$32.02	\$38.53	\$46.33	\$84,486
53-7063	Machine Feeders & Offbearers	2,386	\$13.76	\$10.38	\$12.42	\$16.79	\$28,602
51-4041	Machinists	5,530	\$24.01	\$17.63	\$22.87	\$29.57	\$49,942
29-2035	Magnetic Resonance Imaging Technologists	838	\$36.97	\$32.17	\$37.48	\$43.30	\$76,893
37-2012	Maids & Housekeeping Cleaners	16,673	\$11.53	\$9.45	\$10.69	\$12.76	\$23,967
43-9051	Mail Clerks & Mail Machine Ops, Not Postal Svc	1,284	\$14.76	\$11.31	\$14.03	\$17.62	\$30,689
49-9071	Maintenance and Repair Workers, General	25,751	\$20.19	\$15.09	\$18.92	\$25.15	\$42,007
49-9043	Maintenance Wkrs, Machinery	1,484	\$22.49	\$17.15	\$22.15	\$27.08	\$46,776
13-1111	Management Analysts	11,996	\$44.01	\$32.05	\$41.33	\$53.45	\$91,537

SOC Code	Washington Statewide Occupational Title	Estimated Employment	Average Wage	Percentiles			Annual Wage
				25th	50th	75th	
39-5092	Manicurists & Pedicurists	2,003	\$12.27	\$10.15	\$11.07	\$12.92	\$25,508
49-9095	Manufactured Building & Mobile Home Installers	118	\$17.33	\$11.85	\$16.20	\$23.54	\$36,045
17-2121	Marine Engineers & Naval Architects	631	\$41.65	\$34.34	\$40.65	\$46.52	\$86,637
13-1161	Market Research Analysts	12,297	\$38.24	\$23.47	\$34.99	\$51.47	\$79,546
11-2021	Marketing Mgrs	5,774	\$64.56	\$47.67	\$61.40	\$77.82	\$134,286
21-1013	Marriage & Family Therapists	642	\$21.97	\$16.97	\$20.33	\$25.43	\$45,680
31-9011	Massage Therapists	3,582	\$26.16	\$18.46	\$27.13	\$33.27	\$54,409
53-7199	Material Moving Wkrs, All Other	839					
19-2032	Materials Scientists	452	\$40.49	\$29.13	\$40.43	\$51.18	\$84,207
25-1022	Mathematical Science Teachers, Postsecondary	692					\$76,777
15-2099	Mathematical Scientists, All Other	15	\$23.77	\$20.17	\$23.27	\$27.12	\$49,449
15-2091	Mathematical Technicians	21	\$19.42	\$16.06	\$19.49	\$22.42	\$40,404
15-2021	Mathematicians	157	\$55.09	\$42.56	\$56.56	\$68.95	\$114,585
51-3022	Meat, Poultry, & Fish Cutters & Trimmers	5,615	\$13.43	\$9.56	\$11.39	\$15.39	\$27,923
49-9011	Mechanical Door Repairers	332	\$19.28	\$14.66	\$18.97	\$23.63	\$40,103
17-3013	Mechanical Drafters	2,696	\$34.78	\$27.45	\$35.21	\$42.63	\$72,334
17-3027	Mechanical Engineering Technicians	1,065	\$28.18	\$23.05	\$27.88	\$33.50	\$58,619
17-2141	Mechanical Engineers	5,625	\$44.01	\$35.01	\$43.47	\$52.95	\$91,550
49-1011	Mechanics, Installers, Repairers, 1st-Ln Sprvs/Mgrs	9,190	\$33.18	\$26.05	\$32.39	\$39.75	\$69,019
27-4099	Media & Communication Equipment Wkrs, All Other	176	\$30.34	\$20.16	\$29.84	\$38.81	\$63,102
27-3099	Media & Communication Wkrs, All Other	523	\$23.66	\$14.60	\$23.29	\$28.62	\$49,206
29-2012	Medical & Clinical Laboratory Technicians	2,643	\$20.37	\$16.34	\$19.43	\$23.04	\$42,381
29-2011	Medical & Clinical Laboratory Technologists	4,023	\$30.67	\$26.01	\$30.72	\$35.47	\$63,793
11-9111	Medical & Health Svcs Mgrs	7,915	\$52.02	\$38.61	\$48.10	\$59.96	\$108,201
21-1022	Medical & Public Health Social Wkrs	3,228	\$25.76	\$19.80	\$25.90	\$31.90	\$53,570
51-9082	Medical Appliance Technicians	230	\$18.18	\$14.66	\$18.17	\$21.25	\$37,812
31-9092	Medical Assistants	13,689	\$17.20	\$14.81	\$16.93	\$19.25	\$35,757
31-9093	Medical Equipment Preparers	1,696	\$16.97	\$13.96	\$16.49	\$19.10	\$35,299
49-9062	Medical Equipment Repairers	1,044	\$25.93	\$19.26	\$24.42	\$33.11	\$53,942
29-2071	Medical Records & Health Information Technicians	5,311	\$19.08	\$14.98	\$17.92	\$22.35	\$39,690
19-1042	Medical Scientists, Not Epidemiologists	4,315	\$37.27	\$22.70	\$29.44	\$43.19	\$77,516
43-6013	Medical Secretaries	14,323	\$19.08	\$16.01	\$18.39	\$22.13	\$39,680
31-9094	Medical Transcriptionists	2,271	\$17.49	\$13.11	\$17.88	\$21.46	\$36,372
13-1121	Meeting & Convention Planners	1,698	\$22.78	\$17.46	\$21.32	\$26.35	\$47,387
21-1023	Mental Health & Substance Abuse Social Wkrs	1,636	\$22.31	\$17.13	\$21.47	\$27.25	\$46,412
21-1014	Mental Health Counselors	3,229	\$22.25	\$17.32	\$20.90	\$25.27	\$46,284
27-1026	Merchandise Displayers & Window Trimmers	1,937	\$15.27	\$11.62	\$14.13	\$18.14	\$31,757
51-4199	Metal Wkrs & Plastic Wkrs, All Other	582	\$19.94	\$15.23	\$18.64	\$24.12	\$41,477
51-4051	Metal-Refining Furnace Operators & Tenders	756	\$18.31	\$14.12	\$17.88	\$21.26	\$38,092
43-5041	Meter Readers, Utilities	444	\$23.20	\$19.72	\$22.95	\$26.88	\$48,263
11-9199	Mgrs, All Other	7,371	\$51.07	\$37.93	\$49.63	\$61.27	\$106,235
19-1022	Microbiologists	479	\$32.29	\$23.61	\$30.63	\$37.64	\$67,174
25-2022	Middle School Teachers (Not Special Ed & Vocational)	9,749					\$60,698
51-4035	Milling/Planing Mach Setters, Ops/Tenders, Mtl/Plastic	516	\$23.08	\$15.76	\$21.13	\$31.75	\$48,003
49-9044	Millwrights	1,428	\$32.78	\$27.93	\$33.59	\$37.79	\$68,165
47-5042	Mine Cutting & Channeling Machine Operators	43	\$15.48	\$10.85	\$15.27	\$19.38	\$32,193
17-2151	Mining & Geological Engineers (Inc Mining Safety)	138	\$46.55	\$35.34	\$43.60	\$52.76	\$96,813
47-5049	Mining Machine Operators, All Other	47	\$18.07	\$16.43	\$17.80	\$19.47	\$37,581
51-9023	Mixing & Blending Machine Setters, Ops, & Tenders	1,130	\$17.63	\$13.33	\$17.15	\$21.41	\$36,671
49-3042	Mobile Heavy Equipment Mechanics, Not Engines	2,972	\$26.46	\$21.32	\$26.18	\$31.11	\$55,039
51-4061	Model Makers, Metal & Plastic	52	\$25.97	\$17.93	\$28.80	\$32.94	\$54,006
51-4072	Mold/Coremaking/Casting Mach Set/Op/Tend, Mtl/Plastic	1,424	\$17.38	\$12.73	\$15.93	\$20.86	\$36,134
51-9195	Molders, Shapers, & Casters, Not Metal & Plastic	975	\$16.40	\$13.17	\$15.34	\$18.91	\$34,128
39-4031	Morticians, Undertakers, and Funeral Directors	420	\$20.35	\$16.44	\$19.68	\$23.01	\$42,345
39-3021	Motion Picture Projectionists	126	\$11.31	\$9.80	\$10.76	\$11.76	\$23,509
53-3099	Motor Vehicle Operators, All Other	654	\$17.44	\$11.18	\$14.80	\$23.46	\$36,276
49-3051	Motorboat Mechanics	405	\$18.62	\$15.88	\$18.10	\$21.50	\$38,742
53-5022	Motorboat Operators	55	\$30.17	\$27.45	\$30.10	\$31.22	\$62,740
49-3052	Motorcycle Mechanics	312	\$19.23	\$15.87	\$19.22	\$22.42	\$39,993
27-1014	Multi-Media Artists & Animators	2,526	\$33.37	\$22.70	\$30.86	\$42.67	\$69,418
51-4081	Multiple Machine Tool Setters/Ops/Tenders, Mtl/Plastic	761	\$17.73	\$12.61	\$16.38	\$20.78	\$36,871
25-4013	Museum Technicians & Conservators	225	\$20.69	\$15.41	\$19.66	\$23.20	\$43,032

SOC Code	Washington Statewide Occupational Title	Estimated Employment	Average Wage	Percentiles			Annual Wage
				25th	50th	75th	
27-2041	Music Directors & Composers	151	\$33.32	\$16.75	\$25.02	\$36.46	\$69,294
49-9063	Musical Instrument Repairers & Tuners	188	\$17.76	\$13.37	\$16.46	\$23.02	\$36,949
27-2042	Musicians & Singers	796	\$32.72	\$18.11	\$30.37	\$44.15	
11-9121	Natural Sciences Mgrs	1,823	\$59.55	\$42.80	\$52.98	\$71.06	\$123,864
15-1142	Network and Computer Systems Administrators	8,620	\$37.23	\$30.26	\$36.25	\$43.57	\$77,434
43-4141	New Accounts Clerks	1,705	\$17.82	\$15.54	\$17.47	\$19.88	\$37,067
39-2021	Nonfarm Animal Caretakers	3,776	\$12.75	\$9.55	\$10.96	\$13.80	\$26,522
41-1012	Non-Retail Sales Wkrs, 1st-Line Spvrs of	5,964	\$36.24	\$24.30	\$32.38	\$45.18	\$75,363
17-2161	Nuclear Engineers	1,065	\$45.04	\$36.98	\$45.38	\$51.06	\$93,669
29-2033	Nuclear Medicine Technologists	429	\$39.82	\$34.42	\$39.92	\$44.91	\$82,825
19-4051	Nuclear Technicians	88	\$26.19	\$17.94	\$28.11	\$33.64	\$54,471
51-4012	Numerical Tool & Process Control Programmers	935	\$32.40	\$26.41	\$33.24	\$38.54	\$67,396
29-1151	Nurse Anesthetists	297	\$83.01	\$70.97	\$81.47	\$90.74	\$172,651
29-1161	Nurse Midwives	121	\$50.42	\$35.89	\$43.82	\$54.69	\$104,867
29-1171	Nurse Practitioners	2,526	\$46.43	\$40.01	\$45.92	\$53.49	\$96,558
31-1014	Nursing Assistants	23,696	\$13.97	\$11.40	\$13.45	\$15.99	\$29,055
25-1072	Nursing Instructors & Teachers, Postsecondary	1,005					\$66,404
29-1064	Obstetricians & Gynecologists	531	\$118.65	\$91.24	\$91.26	\$91.28	\$246,794
29-9011	Occupational Health & Safety Specialists	2,101	\$36.18	\$29.25	\$35.82	\$42.62	\$75,248
29-9012	Occupational Health & Safety Technicians	418	\$30.30	\$25.11	\$30.34	\$36.04	\$63,021
31-2012	Occupational Therapist Aides	93	\$15.98	\$12.56	\$14.93	\$18.17	\$33,247
31-2011	Occupational Therapist Assistants	390	\$27.87	\$24.08	\$27.50	\$32.05	\$57,977
29-1122	Occupational Therapists	2,113	\$36.91	\$31.96	\$38.18	\$43.09	\$76,764
43-1011	Office & Admin Support Wkrs, 1st-Line Spvrs of	24,876	\$27.46	\$20.27	\$25.71	\$33.05	\$57,121
43-9199	Office & Administrative Support Wkrs, All Other	6,524	\$17.54	\$13.76	\$16.99	\$20.85	\$36,479
43-9061	Office Clerks, General	42,139	\$15.63	\$12.07	\$14.77	\$18.04	\$32,510
43-9071	Office Machine Operators, Not Computer	947	\$15.11	\$11.76	\$14.24	\$18.34	\$31,427
47-2073	Operating Engineers/Construction Equipment Ops	6,197	\$28.15	\$21.30	\$27.84	\$34.01	\$58,554
15-2031	Operations Research Analysts	1,978	\$40.91	\$33.22	\$40.18	\$46.51	\$85,095
51-9083	Ophthalmic Laboratory Technicians	778	\$15.93	\$12.48	\$14.56	\$19.35	\$33,133
29-2057	Ophthalmic Medical Technicians	731	\$20.71	\$16.47	\$19.72	\$24.01	\$43,066
29-2081	Opticians, Dispensing	1,376	\$20.29	\$16.51	\$20.67	\$24.21	\$42,203
29-1041	Optometrists	371	\$58.71	\$41.64	\$53.00	\$71.59	\$122,118
29-1022	Oral & Maxillofacial Surgeons		\$121.89	\$91.23	\$91.23	\$91.23	\$253,529
43-4151	Order Clerks	6,586	\$17.34	\$13.10	\$16.86	\$21.00	\$36,082
31-1015	Orderlies	648	\$14.27	\$11.82	\$13.83	\$16.63	\$29,673
29-1023	Orthodontists		\$75.50	\$42.40	\$47.03	\$91.25	\$157,036
29-2091	Orthotists & Prosthetists	113	\$32.31	\$23.12	\$30.93	\$40.85	\$67,202
49-3053	Outdoor Power Equipment & Other Small Engine Mechanics	479	\$16.23	\$13.06	\$16.00	\$18.61	\$33,765
51-9111	Packaging & Filling Machine Operators & Tenders	4,882	\$14.17	\$10.62	\$13.07	\$16.76	\$29,485
53-7064	Packers & Packagers, Hand	15,879	\$11.53	\$9.40	\$9.75	\$12.30	\$23,987
47-3014	Painter, Paperhanger, Plasterer, Stucco Helpers	148	\$15.64	\$12.91	\$14.09	\$16.23	\$32,525
47-2141	Painters, Construction & Maintenance	6,964	\$20.40	\$15.85	\$18.86	\$25.27	\$42,426
51-9122	Painters, Transportation Equipment	1,615	\$24.53	\$17.33	\$25.42	\$32.04	\$51,026
51-9123	Painting, Coating, & Decorating Wkrs	349	\$17.00	\$13.60	\$16.04	\$18.97	\$35,369
51-9196	Paper Goods Machine Setters, Operators, & Tenders	2,037	\$18.93	\$13.48	\$17.93	\$22.56	\$39,378
47-2142	Paperhangers	42	\$21.06	\$13.96	\$23.63	\$26.38	\$43,797
23-2011	Paralegals & Legal Assistants	5,870	\$25.21	\$18.04	\$24.01	\$30.45	\$52,437
33-3041	Parking Enforcement Wkrs	236	\$22.68	\$20.22	\$23.96	\$26.67	\$47,172
53-6021	Parking Lot Attendants	3,253	\$11.71	\$9.82	\$10.91	\$12.16	\$24,367
41-2022	Parts Salespersons	5,660	\$16.10	\$11.73	\$15.11	\$19.54	\$33,504
51-4062	Patternmakers, Metal & Plastic	104					
47-2071	Paving, Surfacing, & Tamping Equipment Operators	763	\$23.30	\$16.00	\$22.85	\$29.95	\$48,457
43-3051	Payroll & Timekeeping Clerks	3,553	\$20.62	\$16.99	\$20.54	\$23.62	\$42,894
29-1065	Pediatricians, General	540	\$85.41	\$65.56	\$79.18	\$91.25	\$177,647
39-9021	Personal & Home Care Aides	18,725	\$11.59	\$10.24	\$11.06	\$12.20	\$24,108
39-9099	Personal Care & Svc Wkrs, All Other	962	\$11.94	\$9.40	\$10.87	\$13.44	\$24,850
13-2052	Personal Financial Advisors	3,401	\$46.31	\$24.23	\$35.07	\$59.26	\$96,336
39-1021	Personal Svc Wkrs, 1st-Line Supervisors/Mgrs of	3,487	\$21.26	\$15.09	\$20.19	\$26.36	\$44,220
37-2021	Pest Control Wkrs	643	\$19.90	\$15.66	\$19.05	\$23.13	\$41,389
37-3012	Pesticide Handlers, Sprayers, & Applicators, Vegetation	615	\$15.45	\$12.70	\$14.33	\$17.60	\$32,153
17-2171	Petroleum Engineers	155	\$65.02	\$50.51	\$61.70	\$74.30	\$135,232

SOC Code	Washington Statewide Occupational Title	Estimated Employment	Average Wage	Percentiles			Annual Wage
				25th	50th	75th	
51-8093	Petroleum Pump System/Refinery Ops & Gaugers	1,132	\$31.59	\$26.61	\$31.70	\$35.64	\$65,706
29-1051	Pharmacists	5,822	\$55.69	\$50.74	\$56.14	\$63.64	\$115,838
31-9095	Pharmacy Aides	1,014	\$12.96	\$10.49	\$12.63	\$14.80	\$26,968
29-2052	Pharmacy Technicians	7,147	\$19.31	\$16.53	\$19.16	\$22.08	\$40,174
25-1126	Philosophy & Religion Teachers, Postsecondary	578					\$67,007
31-9097	Phlebotomists	1,955	\$16.54	\$13.86	\$16.17	\$18.55	\$34,403
27-4021	Photographers	1,238	\$14.88	\$9.42	\$11.25	\$17.62	\$30,951
51-9151	Photographic Process Workers & Machine Operators	1,030	\$14.72	\$10.32	\$13.08	\$17.84	\$30,621
29-1069	Phys/Surgeons, A/O (Cardiologists, Dermatologists, etc)	4,673	\$97.85	\$74.06	\$91.24	\$91.27	\$203,521
19-2099	Physical Scientists, All Other	408	\$45.90	\$36.98	\$46.13	\$54.11	\$95,479
31-2022	Physical Therapist Aides	912	\$13.14	\$11.06	\$12.82	\$14.56	\$27,326
31-2021	Physical Therapist Assistants	1,239	\$26.20	\$21.61	\$26.36	\$31.64	\$54,501
29-1123	Physical Therapists	4,172	\$39.16	\$33.70	\$39.09	\$44.38	\$81,458
29-1071	Physician Assistants	2,272	\$50.62	\$42.49	\$49.26	\$58.88	\$105,303
19-2012	Physicists	749	\$54.44	\$40.55	\$54.26	\$69.33	\$113,236
25-1054	Physics Teachers, Postsecondary	292					\$81,497
47-2072	Pile-Driver Operators	192	\$30.55	\$23.02	\$32.66	\$36.67	\$63,548
47-3015	Pipelayer, Plumber, Pipefitter, Steamfitter Helpers	495	\$16.33	\$11.85	\$14.20	\$18.00	\$33,979
47-2151	Pipelayers	1,479	\$26.41	\$20.78	\$26.63	\$32.22	\$54,938
51-8099	Plant & System Operators, All Other	540	\$24.36	\$16.04	\$26.82	\$31.09	\$50,668
47-2161	Plasterers & Stucco Masons	302	\$20.25	\$16.05	\$19.78	\$22.95	\$42,122
51-4193	Plating/Coating Machine Setters/Ops/Tenders, Mtl/Plastic	241	\$18.08	\$14.46	\$17.55	\$21.62	\$37,594
47-2152	Plumbers, Pipefitters, & Steamfitters	6,764	\$30.10	\$23.15	\$28.82	\$35.64	\$62,610
29-1081	Podiatrists	115	\$76.18	\$52.46	\$76.60	\$90.53	\$158,450
33-1012	Police & Detectives, 1st-Line Supervisors/Mgrs of	2,085	\$44.25	\$37.90	\$43.39	\$51.45	\$92,030
33-3051	Police & Sheriff's Patrol Officers	8,490	\$33.54	\$29.56	\$33.40	\$38.52	\$69,755
43-5031	Police, Fire, & Ambulance Dispatchers	1,648	\$24.85	\$21.14	\$24.85	\$28.29	\$51,687
25-1065	Political Science Teachers, Postsecondary	371					\$77,845
19-3094	Political Scientists	101	\$34.37	\$25.97	\$32.40	\$36.73	\$71,492
43-5051	Postal Svc Clerks	1,412	\$24.57	\$25.10	\$25.87	\$25.88	\$51,112
43-5052	Postal Svc Mail Carriers	5,837	\$25.88	\$25.48	\$27.53	\$27.54	\$53,829
43-5053	Postal Svc Mail Sorters/Processors/Processing Mach Ops	2,566	\$24.15	\$25.01	\$25.87	\$25.88	\$50,228
11-9131	Postmasters & Mail Superintendents	398	\$30.84	\$25.17	\$30.62	\$37.33	\$64,162
25-1199	Postsecondary Teachers, All Other	960					\$67,786
51-4052	Pourers & Casters, Metal	125	\$17.58	\$13.80	\$17.17	\$21.12	\$36,564
51-8012	Power Distributors & Dispatchers	400	\$44.11	\$38.60	\$42.88	\$51.53	\$91,737
51-8013	Power Plant Operators	489	\$36.92	\$33.08	\$38.11	\$42.69	\$76,807
49-9069	Precision Instrument & Equipment Repairers, A/O	353	\$33.43	\$30.44	\$32.84	\$37.60	\$69,526
51-5111	Prepress Technicians and Workers	752	\$17.22	\$11.87	\$16.14	\$21.37	\$35,820
25-2011	Preschool Teachers, Not Special Education	6,656	\$14.12	\$11.28	\$13.46	\$16.10	\$29,368
51-6021	Pressers, Textile, Garment, & Related Materials	1,027	\$14.08	\$10.84	\$13.61	\$17.10	\$29,299
51-5113	Print Binding and Finishing Workers	588	\$15.54	\$11.94	\$14.73	\$18.38	\$32,320
51-5112	Printing Press Operators	2,567	\$19.41	\$15.21	\$18.58	\$24.10	\$40,382
33-9021	Private Detectives & Investigators	313	\$34.31	\$26.08	\$33.03	\$40.26	\$71,360
21-1092	Probation Officers & Correctional Treatment Specialists	2,130	\$26.06	\$23.90	\$24.96	\$27.36	\$54,209
43-3061	Procurement Clerks	1,297	\$20.04	\$17.12	\$20.16	\$22.86	\$41,678
27-2012	Producers & Directors	1,787	\$28.06	\$10.98	\$25.17	\$36.09	\$58,353
51-1011	Production & Operating Wkrs, 1st-Line Spvrs of	11,213	\$29.76	\$21.48	\$28.11	\$37.47	\$61,894
51-9199	Production Wkrs, All Other	4,863	\$15.32	\$10.23	\$12.68	\$17.61	\$31,860
51-9198	Production Worker Helpers	4,818	\$13.02	\$10.12	\$12.37	\$14.57	\$27,085
43-5061	Production, Planning, & Expediting Clerks	5,129	\$24.97	\$18.83	\$23.27	\$29.49	\$51,930
43-9081	Proofreaders & Copy Markers	194	\$17.89	\$13.34	\$17.39	\$22.27	\$37,213
11-9141	Property, Real Estate, & Community Association Mgrs	4,234	\$32.95	\$22.04	\$28.48	\$39.24	\$68,520
33-1099	Protective Svc Wkrs A/O, 1st-Line Spvrs of	1,519	\$24.76	\$16.05	\$23.15	\$31.87	\$51,499
33-9099	Protective Svc Wkrs, All Other	2,148	\$17.77	\$13.34	\$16.05	\$20.06	\$36,965
31-1013	Psychiatric Aides	442	\$14.47	\$11.59	\$14.38	\$17.13	\$30,100
29-2053	Psychiatric Technicians	555	\$18.75	\$15.98	\$17.64	\$20.68	\$39,009
29-1066	Psychiatrists	381	\$89.61	\$77.53	\$85.53	\$91.25	\$186,389
19-3039	Psychologists, All Other	339	\$40.68	\$32.83	\$43.96	\$49.64	\$84,618
25-1066	Psychology Teachers, Postsecondary	769					\$66,161
27-3012	Public Address System & Other Announcers	125	\$17.66	\$9.57	\$15.11	\$20.15	\$36,737
11-2031	Public Relations Mgrs	1,925	\$48.79	\$36.28	\$45.87	\$58.36	\$101,474

SOC Code	Washington Statewide Occupational Title	Estimated Employment	Average Wage	Percentiles			Annual Wage
				25th	50th	75th	
27-3031	Public Relations Specialists	4,811	\$30.15	\$22.31	\$28.74	\$35.88	\$62,697
53-7072	Pump Operators, Not Wellhead Pumpers		\$24.70	\$16.16	\$18.04	\$39.63	\$51,381
13-1021	Purchasing Agents & Buyers, Farm Products	274	\$30.11	\$21.89	\$26.80	\$32.96	\$62,614
13-1023	Purchasing Agents (Not Wholesale/Retail/Farm Products)	8,963	\$33.33	\$25.06	\$32.52	\$41.53	\$69,316
11-3061	Purchasing Mgrs	1,770	\$54.68	\$39.91	\$52.53	\$65.69	\$113,736
29-1124	Radiation Therapists	299	\$48.23	\$40.31	\$46.15	\$55.03	\$100,324
27-3011	Radio & Television Announcers	517	\$25.15	\$12.07	\$19.37	\$31.47	\$52,301
49-2021	Radio Mechanics	493	\$30.01	\$21.07	\$33.23	\$39.42	\$62,423
29-2034	Radiologic Technologists & Technicians	3,715	\$31.66	\$26.16	\$31.00	\$36.57	\$65,847
49-3043	Rail Car Repairers		\$24.19	\$19.21	\$23.75	\$29.15	\$50,311
53-4099	Rail Transportation Wkrs, All Other		\$24.68	\$15.20	\$24.50	\$33.20	\$51,339
53-4013	Rail Yard Engineers, Dinkey Operators, & Hostlers	11	\$25.58	\$21.36	\$23.62	\$27.70	\$53,210
53-4021	Railroad Brake, Signal, & Switch Operators	177	\$23.48	\$16.82	\$21.67	\$27.69	\$48,848
53-4031	Railroad Conductors & Yardmasters		\$32.93	\$26.15	\$32.82	\$40.73	\$68,502
47-4061	Rail-Track Laying & Maintenance Equipment Ops		\$25.21	\$20.17	\$24.35	\$31.15	\$52,431
41-9021	Real Estate Brokers	533	\$33.04	\$18.25	\$27.24	\$39.74	\$68,735
41-9022	Real Estate Sales Agents	2,853	\$24.30	\$13.48	\$21.28	\$30.22	\$50,547
43-4171	Receptionists & Information Clerks	19,825	\$14.40	\$11.65	\$13.90	\$16.77	\$29,962
25-1193	Recreation & Fitness Studies Teachers, Postsecondary	490					\$50,723
39-9032	Recreation Wkrs	5,382	\$14.11	\$9.99	\$11.99	\$16.04	\$29,340
29-1125	Recreational Therapists	375	\$21.43	\$16.80	\$21.44	\$24.79	\$44,569
49-3092	Recreational Vehicle Svc Technicians	383	\$20.29	\$15.84	\$19.31	\$24.76	\$42,193
49-9045	Refractory Materials Repairers, Not Brickmasons	88	\$22.21	\$19.69	\$22.03	\$25.36	\$46,209
53-7081	Refuse & Recyclable Material Collectors	1,874	\$22.11	\$18.85	\$22.47	\$26.15	\$45,978
29-1141	Registered Nurses	51,059	\$36.71	\$30.16	\$36.21	\$43.38	\$76,373
21-1015	Rehabilitation Counselors	6,816	\$19.77	\$15.29	\$18.00	\$23.58	\$41,124
47-2171	Reinforcing Iron & Rebar Wkrs	411	\$33.07	\$28.40	\$36.90	\$41.49	\$68,779
21-2099	Religious Wkrs, All Other	122	\$15.76	\$11.29	\$13.24	\$18.17	\$32,784
27-3022	Reporters & Correspondents	704	\$20.54	\$12.64	\$16.72	\$23.67	\$42,721
43-4181	Reservation/Transportation Ticket Agents/Travel Clerks	1,005	\$16.75	\$12.15	\$16.95	\$21.07	\$34,840
39-9041	Residential Advisors	604	\$14.80	\$12.02	\$14.43	\$17.38	\$30,769
29-1126	Respiratory Therapists	1,715	\$30.89	\$26.81	\$30.98	\$35.03	\$64,242
29-2054	Respiratory Therapy Technicians	205	\$28.75	\$22.24	\$30.09	\$35.11	\$59,803
41-1011	Retail Sales Wkrs, 1st-Line Supervisors/Mgrs of	23,370	\$21.66	\$15.62	\$19.90	\$24.53	\$45,051
41-2031	Retail Salespersons	96,810	\$14.16	\$9.74	\$11.57	\$15.42	\$29,457
49-9096	Riggers	696	\$27.39	\$22.69	\$28.92	\$31.11	\$56,987
47-5051	Rock Splitters, Quarry	46	\$18.24	\$14.90	\$17.80	\$22.45	\$37,944
51-4023	Rolling Machine Setters, Ops, & Tenders, Mtl/Plastic	504	\$18.99	\$14.71	\$19.04	\$22.25	\$39,485
47-3016	Roofer Helpers		\$13.17	\$10.54	\$12.76	\$15.77	\$27,411
47-2181	Roofers	3,349	\$21.54	\$15.61	\$20.17	\$26.77	\$44,818
47-5012	Rotary Drill Operators, Oil & Gas	17	\$52.88	\$47.64	\$59.42	\$65.98	\$109,993
53-5011	Sailors & Marine Oilers	2,271	\$22.87	\$21.25	\$23.27	\$25.76	\$47,579
41-9099	Sales & Related Wkrs, All Other	2,501	\$15.79	\$10.56	\$13.30	\$19.15	\$32,843
41-9031	Sales Engineers	1,192	\$55.96	\$37.97	\$50.19	\$65.50	\$116,400
11-2022	Sales Mgrs	8,051	\$61.37	\$40.85	\$55.55	\$74.04	\$127,666
41-3099	Sales Reps, Svcs, All Other	13,273	\$28.83	\$15.95	\$25.04	\$37.73	\$59,983
41-4012	Sales Reps, Wholesale/Manuf (Not Tech/Sci Prdcts)	32,525	\$32.55	\$19.50	\$28.62	\$40.81	\$67,708
41-4011	Sales Reps, Wholesale/Manuf, Tech.Scientific Prdcts	6,771	\$47.62	\$30.98	\$42.82	\$59.53	\$99,039
51-7041	Sawing Machine Setters, Ops, & Tenders, Wood	1,444	\$17.60	\$14.90	\$17.14	\$20.00	\$36,610
25-2031	Secondary School Teachers (Not Special/Voc Ed)	14,207					\$61,420
43-6014	Secretaries, Not Legal, Medical, & Executive	36,048	\$18.17	\$14.97	\$17.78	\$21.48	\$37,788
41-3031	Securities, Commodities, & Financial Svcs Sales Agents	4,888	\$35.54	\$17.04	\$24.78	\$42.23	\$73,926
49-2098	Security & Fire Alarm Systems Installers	1,279	\$23.61	\$19.79	\$24.38	\$27.89	\$49,104
33-9032	Security Guards	16,208	\$15.95	\$10.92	\$13.54	\$18.28	\$33,183
25-3021	Self-Enrichment Education Teachers	5,504	\$20.33	\$13.98	\$19.06	\$25.25	\$42,303
51-9141	Semiconductor Processors	1,156	\$17.91	\$13.82	\$18.17	\$21.74	\$37,268
51-9012	Separating & Filtering Machine Setters/Ops/Tndrs	1,214	\$17.86	\$12.14	\$16.86	\$22.20	\$37,147
47-4071	Septic Tank Svcs & Sewer Pipe Cleaners	617	\$20.84	\$17.29	\$20.58	\$23.36	\$43,348
27-1027	Set & Exhibit Designers	44	\$21.35	\$17.86	\$20.50	\$22.88	\$44,396
51-6051	Sewers, Hand	35	\$17.07	\$13.21	\$18.54	\$20.91	\$35,520
51-6031	Sewing Machine Operators	2,301	\$13.27	\$10.36	\$11.75	\$15.34	\$27,612
47-2211	Sheet Metal Wkrs	3,533	\$27.58	\$17.56	\$28.04	\$36.48	\$57,358

SOC Code	Washington Statewide Occupational Title	Estimated Employment	Average Wage	Percentiles			Annual Wage
				25th	50th	75th	
53-5031	Ship Engineers	836	\$37.91	\$28.02	\$35.12	\$45.42	\$78,847
43-5071	Shipping, Receiving, & Traffic Clerks	13,787	\$17.26	\$12.69	\$16.06	\$20.37	\$35,897
51-6041	Shoe & Leather Wkrs & Repairers	112	\$13.16	\$11.30	\$12.97	\$14.69	\$27,370
49-9097	Signal & Track Switch Repairers		\$30.07	\$25.23	\$28.34	\$35.11	\$62,536
39-5094	Skin Care Specialists	856	\$17.40	\$9.45	\$16.58	\$21.85	\$36,185
51-3023	Slaughtering & Meat Packers	983	\$13.63	\$11.82	\$13.31	\$14.69	\$28,340
39-1012	Slot Key Persons	134	\$18.09	\$13.64	\$17.19	\$22.52	\$37,625
11-9151	Social & Community Svc Mgrs	2,988	\$33.07	\$25.57	\$31.77	\$38.14	\$68,777
21-1093	Social & Human Svc Assistants	9,425	\$13.84	\$10.72	\$12.73	\$15.98	\$28,774
19-4061	Social Science Research Assistants	365	\$19.46	\$16.25	\$18.37	\$21.75	\$40,488
25-1069	Social Sciences Teachers, Postsecondary, A/O	101					\$60,458
19-3099	Social Scientists & Related Wkrs, All Other	731	\$35.33	\$28.32	\$34.82	\$41.59	\$73,483
21-1029	Social Wkrs, All Other	1,226	\$25.03	\$16.52	\$23.44	\$32.84	\$52,057
19-3041	Sociologists	135	\$30.54	\$24.83	\$28.38	\$37.42	\$63,526
25-1067	Sociology Teachers, Postsecondary	272					\$67,275
19-1013	Soil & Plant Scientists	423	\$32.22	\$25.03	\$31.01	\$36.70	\$67,024
27-4014	Sound Engineering Technicians	238	\$28.52	\$16.75	\$21.08	\$29.49	\$59,329
25-2052	Special Educ Teachers, Kindergarten, Elementary School	2,944					\$58,578
25-2059	Special Education Teachers, All Other	149					\$53,188
25-2053	Special Education Teachers, Middle School	1,227					\$59,612
25-2051	Special Education Teachers, Preschool	500					\$58,866
25-2054	Special Education Teachers, Secondary School	1,870					\$60,855
29-1127	Speech-Language Pathologists	2,330	\$34.41	\$27.97	\$34.27	\$41.03	\$71,580
51-8021	Stationary Engineers & Boiler Operators	800	\$27.94	\$24.25	\$28.52	\$33.15	\$58,121
43-9111	Statistical Assistants	678	\$21.01	\$18.63	\$21.27	\$23.75	\$43,698
15-2041	Statisticians	1,187	\$32.68	\$24.79	\$28.75	\$40.28	\$67,985
43-5081	Stock Clerks & Order Fillers	36,219	\$14.27	\$10.35	\$13.00	\$17.29	\$29,690
47-2022	Stonemasons	196	\$22.10	\$13.92	\$21.54	\$30.29	\$45,961
47-2221	Structural Iron & Steel Wkrs	1,029	\$29.55	\$21.39	\$29.60	\$37.64	\$61,467
51-2041	Structural Metal Fabricators & Fitters	1,183	\$20.59	\$15.77	\$19.31	\$23.91	\$42,833
21-1011	Substance Abuse & Behavioral Disorder Counselors	2,290	\$20.39	\$15.78	\$19.93	\$23.90	\$42,417
25-3098	Substitute teachers	18,635	\$17.66	\$15.74	\$17.42	\$19.36	\$36,724
53-4041	Subway & Streetcar Operators	109	\$25.93	\$25.01	\$26.77	\$28.53	\$53,951
29-1067	Surgeons	1,017	\$124.50	\$91.25	\$91.26	\$91.28	\$258,952
29-2055	Surgical Technologists	2,181	\$23.92	\$20.19	\$23.79	\$27.75	\$49,766
19-3022	Survey Researchers	105	\$30.11	\$22.17	\$27.61	\$38.50	\$62,623
17-3031	Surveying & Mapping Technicians	1,031	\$24.40	\$20.07	\$24.52	\$28.22	\$50,754
17-1022	Surveyors	809	\$32.77	\$27.04	\$32.90	\$38.71	\$68,161
53-6031	Svc Station Attendants	2,377	\$12.12	\$10.04	\$11.21	\$13.16	\$25,200
43-2011	Switchboard Operators, Including Answering Svc	1,874	\$14.56	\$11.62	\$14.16	\$17.12	\$30,271
51-6052	Tailors, Dressmakers, & Custom Sewers	521	\$16.03	\$13.03	\$16.01	\$18.43	\$33,344
53-7121	Tank Car, Truck, & Ship Loaders	455	\$32.32	\$29.95	\$33.83	\$38.30	\$67,236
47-2082	Tapers	1,523	\$22.36	\$16.80	\$22.30	\$27.78	\$46,508
13-2081	Tax Examiners, Collectors, & Revenue Agents	1,262	\$28.34	\$23.03	\$26.07	\$30.75	\$58,946
13-2082	Tax Preparers	1,301	\$17.74	\$12.49	\$14.75	\$18.78	\$36,908
53-3041	Taxi Drivers & Chauffeurs	3,523	\$13.08	\$9.61	\$11.28	\$15.08	\$27,225
25-9041	Teacher Assistants	33,363					\$30,540
25-3099	Teachers & Instructors, All Other	3,483					\$45,612
51-2092	Team Assemblers	5,618	\$14.57	\$11.70	\$13.80	\$16.86	\$30,304
27-3042	Tech Writers	1,619	\$40.34	\$31.97	\$41.08	\$49.56	\$83,910
49-2022	Telecom Equipment Installers & Repairers (Not Line)	4,119	\$27.55	\$21.15	\$27.77	\$33.36	\$57,294
49-9052	Telecommunications Line Installers & Repairers	1,920	\$24.19	\$19.62	\$24.20	\$28.20	\$50,303
41-9041	Telemarketers	6,202	\$12.11	\$9.93	\$11.12	\$12.94	\$25,178
43-2021	Telephone Operators	57	\$13.59	\$10.35	\$12.76	\$16.43	\$28,277
43-3071	Tellers	11,188	\$13.66	\$11.73	\$13.38	\$15.06	\$28,411
47-2053	Terrazzo Wkrs & Finishers		\$17.00	\$13.02	\$14.62	\$20.37	\$35,366
51-6061	Textile Bleaching & Dyeing Machine Ops/Tenders	37	\$14.87	\$13.17	\$15.21	\$16.85	\$30,931
51-6062	Textile Cutting Machine Setters, Ops, & Tenders	130	\$13.36	\$10.96	\$12.94	\$14.77	\$27,801
51-6063	Textile Knitting/Weaving Mach Setters, Ops, & Tenders	173	\$12.22	\$10.12	\$11.30	\$13.88	\$25,411
51-6064	Textile Wind/Twist/Draw-Out Mach Setters/Ops/Tenders	109	\$12.01	\$10.54	\$11.81	\$13.40	\$24,981
51-6099	Textile, Apparel, & Furnishings Wkrs, All Other	436	\$16.62	\$12.28	\$15.36	\$18.60	\$34,565
29-1129	Therapists, All Other	77	\$35.17	\$28.03	\$36.30	\$44.70	\$73,157

SOC Code	Washington Statewide Occupational Title	Estimated Employment	Average Wage	Percentiles			Annual Wage
				25th	50th	75th	
47-2044	Tile & Marble Setters	835	\$25.40	\$23.27	\$25.96	\$28.62	\$52,823
49-3093	Tire Repairers & Changers	2,575	\$15.56	\$11.29	\$14.58	\$19.30	\$32,375
23-2093	Title Examiners, Abstractors, & Searchers	1,418	\$23.23	\$17.92	\$21.99	\$28.82	\$48,323
51-4111	Tool & Die Makers	1,483	\$29.50	\$25.03	\$32.09	\$35.25	\$61,364
51-4194	Tool Grinders, Filers, & Sharpeners	477	\$23.42	\$19.48	\$21.98	\$28.19	\$48,710
39-7011	Tour Guides and Escorts	405	\$14.53	\$10.42	\$13.62	\$17.67	\$30,239
53-6041	Traffic Technicians	135	\$25.02	\$22.04	\$25.25	\$28.25	\$52,039
11-3131	Training and Development Managers	622	\$52.17	\$38.76	\$49.28	\$64.26	\$108,526
13-1151	Training and Development Specialists	3,851	\$36.03	\$27.30	\$35.53	\$44.40	\$74,930
33-3052	Transit & Railroad Police	69	\$28.12	\$19.64	\$23.39	\$39.46	\$58,476
53-6051	Transportation Inspectors	939	\$23.61	\$10.99	\$19.25	\$28.68	\$49,108
33-9093	Transportation Security Screeners	1,135	\$18.03	\$15.13	\$17.96	\$19.93	\$37,493
53-6099	Transportation Wkrs, All Other	879	\$20.88	\$12.94	\$19.66	\$29.23	\$43,432
11-3071	Transportation, Storage, & Distribution Mgrs	3,010	\$47.75	\$33.18	\$44.50	\$58.00	\$99,316
53-1031	Transpntn/Material-Mvng Vehicle Ops, 1st-Ln Spvrs of	5,125	\$29.10	\$21.42	\$27.77	\$35.02	\$60,517
41-3041	Travel Agents	1,423	\$19.12	\$13.20	\$18.95	\$22.69	\$39,785
39-7012	Travel Guides		\$20.69	\$19.08	\$21.11	\$23.14	\$43,019
37-3013	Tree Trimmers & Pruners	706	\$19.46	\$14.71	\$17.66	\$23.67	\$40,480
53-3032	Truck Drivers, Heavy & Tractor-Trailer	27,705	\$20.59	\$16.54	\$19.84	\$23.37	\$42,840
53-3033	Truck Drivers, Light or Delivery Svcs	15,918	\$17.60	\$12.14	\$15.72	\$20.70	\$36,607
27-2023	Umpires, Referees, & Other Sports Officials	165					\$27,469
51-6093	Upholsterers	455	\$16.86	\$11.51	\$14.67	\$20.64	\$35,062
19-3051	Urban & Regional Planners	2,762	\$35.04	\$28.75	\$34.78	\$41.11	\$72,898
39-3031	Ushers, Lobby Attendants, & Ticket Takers	2,337	\$11.26	\$9.30	\$9.82	\$12.89	\$23,434
29-1131	Veterinarians	1,380	\$39.60	\$30.44	\$38.80	\$46.20	\$82,382
31-9096	Veterinary Assistants & Laboratory Animal Caretakers	1,926	\$12.33	\$10.43	\$11.99	\$13.86	\$25,649
29-2056	Veterinary Technologists & Technicians	1,799	\$16.40	\$14.23	\$16.24	\$18.13	\$34,121
25-2023	Vocational Education Teachers, Middle School	117					\$63,299
25-1194	Vocational Education Teachers, Postsecondary	5,156	\$27.50	\$21.04	\$26.22	\$32.84	\$57,196
25-2032	Vocational Education Teachers, Secondary School	2,349					\$61,995
35-3031	Waiters & Waitresses	41,544	\$13.17	\$9.33	\$12.06	\$14.48	\$27,381
49-9064	Watch Repairers	26	\$18.22	\$11.50	\$19.89	\$22.87	\$37,897
51-8031	Water & Liquid Waste Treatment Plant & System Ops	1,714	\$27.62	\$22.76	\$27.57	\$32.87	\$57,440
15-1134	Web Developers	4,244	\$35.30	\$25.50	\$34.80	\$43.06	\$73,422
43-5111	Weighers, Measurers, Checkers, Samplers - Recordkeeping	1,109	\$15.66	\$12.11	\$14.94	\$18.89	\$32,581
51-4121	Welders, Cutters, Solderers, & Brazers	5,687	\$22.09	\$17.57	\$21.17	\$25.86	\$45,933
51-4122	Welding/Soldering/Brazing Machine Setters/Ops/Tenders	527	\$19.66	\$14.24	\$18.43	\$23.85	\$40,879
13-1022	Wholesale & Retail Buyers, Not Farm Products	3,607	\$30.82	\$19.83	\$26.22	\$35.70	\$64,113
49-9081	Wind Turbine Service Technicians	32	\$24.79	\$22.31	\$24.84	\$27.57	\$51,563
51-7099	WoodWkrs, All Other	437	\$16.79	\$12.37	\$16.47	\$20.51	\$34,919
51-7042	Woodworking Machine Setters/Ops/Tenders (Not Sawing)	1,475	\$17.01	\$13.36	\$16.60	\$20.53	\$35,394
43-9022	Word Processors & Typists	745	\$20.04	\$14.73	\$18.94	\$23.59	\$41,676
27-3043	Writers & Authors	929	\$35.21	\$24.42	\$35.23	\$44.41	\$73,238
19-1023	Zoologists & Wildlife Biologists	1,880	\$33.74	\$26.06	\$30.76	\$38.70	\$70,194

Bellingham, WA MSA
2013 Occupational Employment
and Wage Estimates
Includes Whatcom County



SOC Code	Bellingham, WA MSA Occupational Title	Estimated Employment	Average Wage	Percentiles			Annual Wage
				25th	50th	75th	
13-2011	Accountants & Auditors	557	\$31.71	\$22.91	\$29.17	\$36.55	\$65,960
11-3011	Administrative Svcs Mgrs	87	\$40.04	\$32.70	\$39.83	\$47.11	\$83,272
25-3011	Adult Literacy, Remedial Ed, GED Teachers/Inst	157	\$22.62	\$17.20	\$21.59	\$26.86	\$47,057
11-2011	Advertising & Promotions Mgrs	13	\$26.01	\$20.45	\$22.47	\$31.88	\$54,111
41-3011	Advertising Sales Agents	62	\$24.45	\$11.50	\$19.27	\$33.56	\$50,863
45-2011	Agricultural Inspectors	17	\$21.88	\$20.03	\$21.56	\$23.10	\$45,501
49-3011	Aircraft Mechanics & Svc Technicians	19	\$18.17	\$9.34	\$18.62	\$24.54	\$37,798
53-2022	Airfield Operations Specialists	21	\$26.83	\$21.88	\$26.00	\$32.45	\$55,808
39-3091	Amusement & Recreation Attendants	79	\$10.76	\$9.32	\$9.67	\$11.39	\$22,384
25-1061	Anthropology & Archeology Teachers, Postsecondary						\$75,539
13-2021	Appraisers & Assessors of Real Estate	22	\$34.53	\$30.84	\$33.56	\$36.28	\$71,827
17-1011	Architects, Not Landscape & Naval	35	\$34.01	\$26.26	\$31.93	\$39.73	\$70,728
17-3011	Architectural & Civil Drafters	45	\$25.13	\$20.19	\$24.22	\$29.67	\$52,259
51-2099	Assemblers & Fabricators, All Other	197	\$17.38	\$13.81	\$16.25	\$19.91	\$36,146
27-4011	Audio & Video Equipment Technicians		\$17.88	\$15.44	\$17.43	\$19.90	\$37,196
49-3021	Automotive Body & Related Repairers	23	\$23.08	\$18.49	\$24.59	\$26.98	\$48,022
49-3023	Automotive Svc Technicians & Mechanics	311	\$20.59	\$15.03	\$19.75	\$26.01	\$42,825
51-3011	Bakers	182	\$13.20	\$10.48	\$11.89	\$15.95	\$27,462
35-3011	Bartenders	653	\$11.96	\$9.33	\$12.24	\$13.90	\$24,892
49-3091	Bicycle Repairers	81	\$12.58	\$10.99	\$12.61	\$14.07	\$26,159
43-3011	Bill & Account Collectors	98	\$16.56	\$13.67	\$16.08	\$18.91	\$34,446
43-3021	Billing & Posting Clerks & Machine Operators	277	\$16.79	\$14.37	\$16.63	\$18.83	\$34,912
25-1042	Biological Science Teachers, Postsecondary	47					\$91,285
19-4021	Biological Technicians	14	\$16.32	\$11.45	\$17.98	\$20.83	\$33,939
43-3031	Bookkeeping, Accounting, & Auditing Clerks	1,382	\$18.17	\$14.92	\$17.74	\$21.22	\$37,786
43-4011	Brokerage Clerks	22	\$21.20	\$19.02	\$21.37	\$24.08	\$44,094
13-2031	Budget Analysts	11	\$32.53	\$26.92	\$28.81	\$38.77	\$67,672
49-3031	Bus & Truck Mechanics & Diesel Engine Specialists	96	\$27.01	\$23.75	\$27.14	\$30.87	\$56,166
53-3022	Bus Drivers, School	207	\$18.04	\$16.40	\$18.06	\$20.33	\$37,513
13-1199	Business Operations Specialists, All Other	344	\$32.00	\$23.90	\$28.19	\$35.66	\$66,549
51-3021	Butchers & Meat Cutters	89	\$17.45	\$15.41	\$18.51	\$20.96	\$36,289
51-7011	Cabinetmakers & Bench Carpenters	79	\$16.88	\$13.09	\$15.01	\$20.69	\$35,111
43-5011	Cargo & Freight Agents	170	\$23.92	\$12.92	\$14.91	\$36.56	\$49,755
47-2031	Carpenters	548	\$24.24	\$16.61	\$20.06	\$26.94	\$50,408
17-1021	Cartographers & Photogrammetrists	20	\$27.45	\$22.48	\$25.64	\$30.13	\$57,104
41-2011	Cashiers	2,462	\$12.66	\$9.51	\$10.80	\$14.25	\$26,338
47-2051	Cement Masons & Concrete Finishers	125	\$23.06	\$14.84	\$18.84	\$31.05	\$47,948
51-9191	Cementing & Gluing Machine Operators & Tenders	30	\$16.38	\$13.26	\$14.70	\$17.88	\$34,069
35-1011	Chefs & Head Cooks	66	\$23.94	\$19.15	\$22.22	\$29.79	\$49,780
17-2041	Chemical Engineers	27	\$53.63	\$48.45	\$54.41	\$62.01	\$111,545
19-4031	Chemical Technicians	48	\$18.45	\$15.38	\$17.77	\$21.14	\$38,381
19-2031	Chemists	58	\$31.61	\$21.25	\$34.17	\$41.49	\$65,744
11-1011	Chief Executives	62	\$75.32	\$44.44	\$70.78	\$91.26	\$156,668
39-9011	Child Care Wkrs	231	\$11.39	\$9.83	\$10.99	\$12.62	\$23,688
21-1021	Child, Family, & School Social Wkrs	181	\$20.35	\$15.29	\$19.84	\$26.06	\$42,334
29-1011	Chiropractors	21	\$30.65	\$23.18	\$26.12	\$29.11	\$63,750
17-3022	Civil Engineering Technicians	58	\$28.03	\$25.21	\$27.37	\$31.58	\$58,303
17-2051	Civil Engineers	236	\$37.02	\$30.71	\$36.07	\$42.53	\$76,993
13-1031	Claims Adjusters, Examiners, & Investigators	28	\$33.16	\$28.09	\$30.57	\$36.69	\$68,977
53-7061	Cleaners of Vehicles & Equipment	164	\$11.32	\$9.42	\$10.19	\$12.03	\$23,550
19-3031	Clinical, Counseling, & School Psychologists	43	\$32.31	\$22.63	\$32.64	\$37.11	\$67,191
27-2022	Coaches & Scouts	332					\$35,577
51-9121	Coating/Painting/Spraying Machine Setters/Ops/Tenders	13	\$16.74	\$13.06	\$16.10	\$19.93	\$34,808
49-9091	Coin, Vending, & Amusement Machine Svcs & Repairers		\$17.89	\$15.99	\$17.30	\$18.60	\$37,221
35-3021	Comb Food Preparation & Serving Wkrs, Inc Fast Food	1,900	\$11.10	\$9.40	\$10.29	\$11.66	\$23,088

SOC Code	Bellingham, WA MSA Occupational Title	Estimated Employment	Average Wage	Percentiles			Annual Wage
				25th	50th	75th	
21-1094	Community Health Workers	18	\$21.94	\$16.38	\$20.45	\$28.58	\$45,628
13-1141	Compensation, Benefits, and Job Analysis Specialists	23	\$28.48	\$24.27	\$27.72	\$32.73	\$59,249
13-1041	Compliance Ofcrrs (Not Ag/Const/Safety/Transportn)	492	\$34.92	\$29.75	\$36.85	\$38.04	\$72,614
11-3021	Computer & Information Systems Mgrs	151	\$54.16	\$40.55	\$49.00	\$66.66	\$112,651
15-1143	Computer Network Architects	25	\$37.10	\$27.33	\$33.34	\$44.28	\$77,160
15-1152	Computer Network Support Specialists	117	\$27.20	\$22.51	\$27.55	\$32.40	\$56,570
15-1199	Computer Occupations, All Other	22	\$33.00	\$29.01	\$34.26	\$36.83	\$68,642
43-9011	Computer Operators	21	\$14.01	\$11.36	\$13.57	\$16.46	\$29,130
15-1131	Computer Programmers	75	\$46.77	\$28.88	\$37.85	\$55.23	\$97,289
25-1021	Computer Science Teachers, Postsecondary						\$93,535
15-1132	Computer Software Engineers, Applications	235	\$43.52	\$32.63	\$38.71	\$47.43	\$90,510
15-1133	Computer Software Engineers, Systems Software	61	\$48.90	\$39.31	\$48.85	\$59.35	\$101,710
15-1151	Computer Support Specialists	229	\$21.21	\$17.55	\$20.83	\$23.85	\$44,109
15-1121	Computer Systems Analysts	138	\$34.23	\$24.69	\$36.50	\$42.32	\$71,199
49-2011	Computer, Automated Teller, & Office Machine Repairers	58	\$18.98	\$15.35	\$17.94	\$23.78	\$39,470
19-1031	Conservation Scientists	37	\$26.35	\$20.17	\$27.82	\$32.70	\$54,816
47-4011	Construction & Building Inspectors	77	\$27.17	\$21.43	\$28.09	\$32.41	\$56,513
47-4099	Construction & Related Wkrs, All Other		\$25.24	\$23.61	\$25.68	\$28.33	\$52,486
47-2061	Construction Laborers	539	\$24.11	\$16.33	\$21.01	\$31.84	\$50,148
11-9021	Construction Mgrs	112	\$43.57	\$35.34	\$42.48	\$49.95	\$90,623
47-1011	Construction Trades/Extraction Wkrs, 1st-Ln Spvrs	384	\$31.16	\$21.55	\$30.86	\$36.64	\$64,814
35-2012	Cooks, Institution & Cafeteria	224	\$12.93	\$11.02	\$12.57	\$14.34	\$26,912
35-2014	Cooks, Restaurant	533	\$12.00	\$10.17	\$11.42	\$13.63	\$24,972
35-2015	Cooks, Short Order	84	\$12.76	\$10.75	\$12.55	\$14.48	\$26,539
13-1051	Cost Estimators	136	\$31.12	\$22.85	\$28.88	\$40.17	\$64,718
41-2021	Counter & Rental Clerks	623	\$11.94	\$9.64	\$11.34	\$13.43	\$24,852
35-3022	Counter Attendants, Cafeteria, Concession, Coffee Shop	867	\$10.19	\$9.28	\$9.44	\$10.38	\$21,200
43-5021	Couriers & Messengers	12	\$12.82	\$10.72	\$11.89	\$14.91	\$26,663
43-4031	Court, Municipal, & License Clerks	146	\$21.38	\$18.73	\$21.10	\$23.53	\$44,458
53-7021	Crane & Tower Operators		\$33.66	\$31.27	\$33.80	\$36.33	\$70,006
43-4041	Credit Authorizers, Checkers, & Clerks		\$19.54	\$16.47	\$18.05	\$21.37	\$40,656
33-9091	Crossing Guards	45	\$28.57	\$25.84	\$28.26	\$31.56	\$59,439
51-9021	Crush/Grind/Polishing Machine Setters/Ops/Tenders		\$16.31	\$13.59	\$15.41	\$17.82	\$33,941
43-4051	Customer Svc Reps	898	\$15.40	\$12.35	\$14.70	\$17.91	\$32,025
51-4031	Cut/Punch/Press Mach Setters/Ops/Tenders, Mtl/Plastic		\$16.67	\$15.64	\$16.90	\$18.16	\$34,673
51-9032	Cutting & Slicing Machine Setters, Ops, & Tenders		\$13.96	\$9.40	\$12.83	\$16.76	\$29,045
43-9021	Data Entry Keyers	82	\$14.23	\$11.86	\$13.85	\$16.63	\$29,607
15-1141	Database Administrators	29	\$30.96	\$24.45	\$29.02	\$39.97	\$64,389
41-9011	Demonstrators & Product Promoters	176	\$10.93	\$10.22	\$10.84	\$11.45	\$22,734
31-9091	Dental Assistants	284	\$17.93	\$15.40	\$17.50	\$20.31	\$37,308
29-2021	Dental Hygienists	151	\$44.77	\$40.42	\$44.81	\$50.58	\$93,122
51-9081	Dental Laboratory Technicians	24	\$18.21	\$11.84	\$17.62	\$21.88	\$37,876
29-1021	Dentists, General	91	\$100.81	\$64.56	\$91.41	\$91.83	\$209,671
29-2032	Diagnostic Medical Sonographers	32	\$38.01	\$33.24	\$37.16	\$43.03	\$79,063
29-1031	Dietitians & Nutritionists	36	\$29.13	\$25.47	\$28.67	\$33.26	\$60,597
35-9011	Dining Room & Cafeteria Attendants & Bartender Helpers	246	\$12.26	\$9.32	\$9.49	\$13.07	\$25,488
35-9021	Dishwashers	409	\$10.11	\$9.32	\$9.50	\$10.54	\$21,037
43-5032	Dispatchers, Not Police, Fire, & Ambulance	95	\$22.13	\$16.32	\$23.02	\$27.40	\$46,022
17-3019	Drafters, All Other	24	\$25.00	\$23.80	\$26.04	\$28.26	\$52,000
53-3031	Driver/Sales Wkrs	98	\$13.22	\$10.50	\$11.48	\$16.19	\$27,481
47-2081	Drywall & Ceiling Tile Installers	81	\$26.50	\$20.95	\$26.16	\$32.16	\$55,112
27-3041	Editors	76	\$20.86	\$16.75	\$18.75	\$23.63	\$43,385
11-9031	Educ Administrators, Preschool/Child Care Center/Pgms	23	\$23.03	\$17.95	\$21.33	\$24.72	\$47,921
11-9039	Education Administrators, All Other	21	\$34.93	\$22.51	\$27.58	\$43.25	\$72,647
11-9032	Education Administrators, Elem & Secondary School	117					\$93,402
11-9033	Education Administrators, Postsecondary		\$51.67	\$35.78	\$44.82	\$58.84	\$107,466
25-9099	Education, Training, & Library Wkrs, All Other	60	\$21.82	\$15.62	\$20.02	\$25.81	\$45,388
21-1012	Educational, Vocational, & School Counselors	195	\$25.92	\$21.34	\$25.77	\$31.52	\$53,903
17-3023	Electrical & Electronic Engineering Technicians	19	\$30.87	\$23.19	\$32.35	\$35.55	\$64,205
17-2071	Electrical Engineers	44	\$50.03	\$38.80	\$44.57	\$64.69	\$104,080
49-9051	Electrical Power-Line Installers & Repairers		\$39.79	\$38.18	\$40.73	\$44.03	\$82,758
49-2094	Electrical/Electronics Repairers, Industrial Equipmt	36	\$17.87	\$12.01	\$17.29	\$21.09	\$37,185

SOC Code	Bellingham, WA MSA Occupational Title	Estimated Employment	Average Wage	Percentiles			Annual Wage
				25th	50th	75th	
47-2111	Electricians		\$27.43	\$19.26	\$26.48	\$35.01	\$57,041
17-2072	Electronics Engineers, Not Computer		\$45.51	\$37.15	\$44.02	\$54.66	\$94,666
25-2021	Elementary School Teachers, Not Special Education	687					\$60,507
13-1071	Employment, Recruitment, & Placement Specialists	166	\$25.87	\$19.53	\$25.71	\$31.89	\$53,824
11-9041	Engineering Mgrs	126	\$63.93	\$46.32	\$58.71	\$71.69	\$132,966
17-2199	Engineers, All Other	18	\$37.56	\$31.09	\$40.73	\$45.64	\$78,109
25-1123	English Language & Literature Teachers, Postsecondary						\$76,530
17-3025	Environmental Engineering Technicians		\$25.32	\$23.20	\$25.86	\$28.39	\$52,662
17-2081	Environmental Engineers	29	\$47.09	\$33.34	\$42.40	\$56.71	\$97,953
19-4091	Environmental Science & Protection Techs (Inc Health)	29	\$18.00	\$15.94	\$17.35	\$18.76	\$37,448
19-2041	Environmental Scientists & Specialists (Inc Health)	51	\$30.60	\$23.51	\$30.95	\$35.26	\$63,650
53-7032	Excavating & Loading Machine & Dragline Operators	44	\$25.86	\$19.12	\$22.92	\$32.26	\$53,785
43-6011	Executive Secretaries & Administrative Assistants	209	\$22.93	\$19.46	\$22.43	\$26.79	\$47,700
29-1062	Family & General Practitioners	65	\$74.44	\$61.09	\$71.71	\$85.27	\$154,849
49-3041	Farm Equipment Mechanics	57	\$21.12	\$18.32	\$21.52	\$24.53	\$43,921
45-2092	FarmWkrs & Laborers, Crop, Nursery, & Greenhouse	33	\$17.83	\$10.47	\$15.95	\$25.84	\$37,072
45-2093	FarmWkrs, Farm & Ranch Animals	49	\$11.44	\$9.30	\$9.48	\$12.71	\$23,791
51-2091	Fiberglass Laminators & Fabricators		\$13.31	\$12.40	\$13.31	\$14.24	\$27,693
43-4071	File Clerks	104	\$13.29	\$10.28	\$11.95	\$14.92	\$27,652
13-2051	Financial Analysts	37	\$42.98	\$31.86	\$38.61	\$45.64	\$89,384
11-3031	Financial Mgrs	216	\$45.48	\$29.70	\$41.69	\$53.19	\$94,611
13-2099	Financial Specialists, All Other	48	\$20.46	\$17.65	\$20.31	\$22.65	\$42,563
33-2011	Fire Fighters	155	\$28.98	\$25.16	\$28.16	\$33.52	\$60,271
39-9031	Fitness Trainers & Aerobics Instructors	199	\$17.33	\$11.32	\$16.04	\$23.46	\$36,030
51-3092	Food Batchmakers	171	\$12.32	\$10.33	\$11.81	\$13.98	\$25,636
35-1012	Food Preparation & Serving Wkrs, 1st-Ln Spvrs of	400	\$19.75	\$15.59	\$18.73	\$23.51	\$41,064
35-2021	Food Preparation Wkrs	373	\$11.09	\$9.57	\$10.63	\$11.78	\$23,079
19-1012	Food Scientists & Technologists	20	\$23.76	\$17.04	\$20.20	\$28.44	\$49,429
35-3041	Food Servers, Nonrestaurant	211	\$10.15	\$9.36	\$9.82	\$10.87	\$21,109
11-9051	Food Svc Mgrs	67	\$27.20	\$21.83	\$27.03	\$32.82	\$56,564
51-3091	Food/Tobacco Roast/Bake/Dry Mach Ops/Tenders	27	\$12.19	\$10.39	\$11.40	\$13.84	\$25,358
13-1131	Fundraisers	39	\$20.51	\$16.09	\$17.73	\$24.41	\$42,651
51-9051	Furnace, Kiln, Oven, Drier, & Kettle Ops/Tenders	11	\$20.75	\$16.77	\$20.50	\$25.21	\$43,162
11-1021	General & Operations Mgrs	621	\$53.86	\$35.96	\$46.12	\$66.22	\$112,025
19-2042	Geoscientists, Not Hydrologists & Geographers	34	\$38.89	\$27.68	\$37.52	\$45.92	\$80,892
27-1024	Graphic Designers	122	\$18.18	\$15.10	\$17.70	\$21.51	\$37,817
51-4033	Grind/Lap/Polish/Buff Machine Setters/Ops/Tenders	21	\$16.29	\$14.57	\$16.38	\$18.03	\$33,883
51-9022	Grinding & Polishing Wkrs, Hand		\$13.12	\$12.42	\$13.23	\$14.04	\$27,282
39-5012	Hairdressers, Hairstylists, & Cosmetologists		\$16.15	\$10.60	\$13.21	\$18.71	\$33,604
17-2111	Health & Safety Engineers (Not Mining)	34	\$41.86	\$32.54	\$39.44	\$51.15	\$87,086
21-1091	Health Educators	15	\$20.59	\$15.73	\$18.37	\$22.83	\$42,821
29-2099	Health Technologists & Technicians, All Other		\$23.91	\$18.80	\$21.76	\$26.26	\$49,737
29-9099	Healthcare Practitioners & Tech Wkrs, All Other	14	\$37.74	\$35.77	\$38.17	\$42.93	\$78,493
31-9099	Healthcare Support Wkrs, All Other	48	\$17.11	\$15.79	\$17.00	\$18.35	\$35,607
29-2092	Hearing Aid Specialists		\$23.77	\$17.78	\$21.35	\$31.47	\$49,434
49-9021	Heating, Air Cond, Refrigeration Mechanics & Installers	140	\$21.54	\$16.92	\$21.36	\$26.12	\$44,811
53-1021	Helpers, Laborers, & Material Movers, 1st-Ln Spvrs of	51	\$23.92	\$19.50	\$23.00	\$28.26	\$49,758
49-9031	Home Appliance Repairers	34	\$17.13	\$13.22	\$16.89	\$20.73	\$35,643
31-1011	Home Health Aides		\$15.41	\$15.12	\$16.41	\$17.69	\$32,071
35-9031	Hosts & Hostesses, Restaurant, Lounge, & Coffee Shop	218	\$11.01	\$9.35	\$9.57	\$12.62	\$22,910
43-4081	Hotel, Motel, & Resort Desk Clerks	149	\$10.71	\$9.51	\$10.46	\$11.48	\$22,295
37-1011	Housekeeping/Janitorial Wkrs, 1st-Line Spvrs	89	\$20.35	\$15.72	\$17.57	\$23.62	\$42,329
43-4161	Human Resources Assistants, Not Payroll & Timekeeping	79	\$17.14	\$14.74	\$17.23	\$20.28	\$35,664
11-3121	Human Resources Managers	71	\$47.20	\$39.11	\$48.67	\$56.03	\$98,168
17-2112	Industrial Engineers	126	\$41.46	\$31.81	\$40.49	\$47.00	\$86,226
49-9041	Industrial Machinery Mechanics	210	\$30.81	\$24.87	\$31.17	\$36.68	\$64,093
11-3051	Industrial Production Mgrs	71	\$41.56	\$31.38	\$36.89	\$48.70	\$86,451
53-7051	Industrial Truck & Tractor Operators	270	\$16.20	\$13.12	\$14.98	\$19.78	\$33,687
43-4199	Information & Record Clerks, All Other	63	\$17.44	\$14.55	\$17.36	\$20.42	\$36,269
51-9061	Inspectors, Testers, Sorters, Samplers, & Weighers	264	\$23.02	\$16.36	\$21.79	\$29.76	\$47,892
49-9098	Installation, Maintenance, & Repair Helpers	55	\$12.25	\$9.92	\$11.21	\$14.06	\$25,464
49-9099	Installation, Maintenance, & Repair Wkrs, A/O		\$24.16	\$20.49	\$25.11	\$28.45	\$50,244

SOC Code	Bellingham, WA MSA Occupational Title	Estimated Employment	Average Wage	Percentiles			Annual Wage
				25th	50th	75th	
25-9031	Instructional Coordinators	49	\$25.29	\$20.53	\$23.32	\$30.26	\$52,607
47-2131	Insulation Wkrs, Floor, Ceiling, & Wall	25					
43-9041	Insurance Claims & Policy Processing Clerks	27	\$20.11	\$17.73	\$20.35	\$22.33	\$41,831
41-3021	Insurance Sales Agents	227	\$19.72	\$13.69	\$17.77	\$24.09	\$41,014
27-3091	Interpreters & Translators		\$26.88	\$17.51	\$21.17	\$39.05	\$55,913
43-4111	Interviewers, Not Eligibility & Loan		\$17.54	\$15.39	\$17.41	\$20.00	\$36,475
37-2011	Janitors & Cleaners, Not Maids & Housekeeping Cleaners	1,589	\$13.92	\$10.62	\$13.25	\$16.77	\$28,948
23-1023	Judges, Magistrate Judges, & Magistrates	16					
25-2012	Kindergarten Teachers, Not Special Education	75					\$56,284
13-1075	Labor Relations Specialists	25	\$60.84	\$59.41	\$64.31	\$69.21	\$126,543
53-7062	Laborers & Freight, Stock, & Material Movers, Hand	898	\$13.05	\$10.66	\$12.30	\$14.34	\$27,157
37-1012	Landscape, Lawn, Groundskeep Wkrs, 1st-Line Spvrs	24	\$26.22	\$20.36	\$26.25	\$32.09	\$54,545
37-3011	Landscaping & Groundskeeping Wkrs	558	\$13.89	\$11.24	\$13.51	\$16.20	\$28,887
51-6011	Laundry & Dry-Cleaning Wkrs	98	\$12.33	\$10.50	\$11.70	\$13.93	\$25,644
23-1011	Lawyers	140	\$38.35	\$29.43	\$34.71	\$47.70	\$79,761
43-6012	Legal Secretaries		\$22.44	\$17.17	\$20.35	\$27.42	\$46,677
23-2099	Legal Support Wkrs, All Other		\$24.35	\$15.27	\$19.09	\$27.57	\$50,648
11-1031	Legislators	34					\$66,716
25-4021	Librarians	79	\$29.47	\$25.72	\$29.07	\$34.26	\$61,284
25-4031	Library Technicians	97	\$18.62	\$16.41	\$18.42	\$21.31	\$38,723
29-2061	Licensed Practical & Licensed Vocational Nurses	270	\$19.10	\$16.78	\$18.59	\$21.32	\$39,726
19-4099	Life, Physical, & Social Science Technicians, A/O		\$21.00	\$14.67	\$18.45	\$23.31	\$43,677
33-9092	Lifeguards, Ski Patrol, Recreational Protective Svc Wkrs	32	\$10.56	\$9.54	\$10.36	\$11.19	\$21,961
43-4131	Loan Interviewers & Clerks	148	\$16.43	\$12.35	\$16.61	\$19.76	\$34,182
13-2072	Loan Officers	177	\$33.20	\$25.67	\$28.41	\$34.50	\$69,059
39-3093	Locker Room, Coatroom, & Dressing Room Attendants	15	\$9.34	\$9.21	\$9.28	\$9.34	\$19,431
11-9081	Lodging Mgrs	27	\$21.39	\$17.93	\$20.15	\$22.07	\$44,480
45-4022	Logging Equipment Operators	123	\$21.20	\$19.04	\$21.22	\$23.71	\$44,089
13-1081	Logisticians	40	\$51.17	\$43.99	\$54.78	\$63.73	\$106,438
53-7063	Machine Feeders & Offbearers	138	\$12.83	\$10.53	\$11.77	\$14.48	\$26,684
51-4041	Machinists	229	\$22.38	\$18.16	\$21.33	\$26.14	\$46,552
37-2012	Maids & Housekeeping Cleaners	594	\$10.77	\$9.41	\$10.33	\$11.60	\$22,391
43-9051	Mail Clerks & Mail Machine Ops, Not Postal Svc	13	\$14.20	\$12.36	\$14.24	\$16.49	\$29,547
49-9071	Maintenance and Repair Workers, General	618	\$20.56	\$16.47	\$20.55	\$24.77	\$42,765
49-9043	Maintenance Wkrs, Machinery	38	\$17.57	\$14.30	\$16.98	\$20.08	\$36,552
13-1111	Management Analysts	75	\$55.38	\$31.62	\$40.04	\$69.97	\$115,199
13-1161	Market Research Analysts	204	\$23.96	\$18.68	\$23.30	\$27.84	\$49,845
11-2021	Marketing Mgrs	72	\$53.12	\$36.50	\$55.79	\$67.61	\$110,494
31-9011	Massage Therapists	119	\$22.56	\$10.99	\$17.02	\$34.55	\$46,913
17-2131	Materials Engineers		\$42.39	\$38.13	\$44.02	\$51.76	\$88,178
25-1022	Mathematical Science Teachers, Postsecondary						\$90,932
51-3022	Meat, Poultry, & Fish Cutters & Trimmers	246	\$11.25	\$9.35	\$9.54	\$12.20	\$23,388
49-9011	Mechanical Door Repairers		\$16.66	\$13.65	\$15.83	\$18.55	\$34,644
17-3013	Mechanical Drafters	23	\$31.52	\$26.42	\$32.53	\$36.11	\$65,572
17-3027	Mechanical Engineering Technicians	10	\$27.91	\$22.39	\$26.70	\$32.75	\$58,046
17-2141	Mechanical Engineers	124	\$51.20	\$42.40	\$51.20	\$57.70	\$106,487
49-1011	Mechanics, Installers, Repairers, 1st-Ln Sprvs/Mgrs	183	\$29.25	\$24.17	\$27.96	\$34.28	\$60,838
29-2012	Medical & Clinical Laboratory Technicians	59	\$23.38	\$17.36	\$22.87	\$27.74	\$48,642
29-2011	Medical & Clinical Laboratory Technologists		\$32.96	\$27.61	\$32.71	\$37.11	\$68,561
11-9111	Medical & Health Svcs Mgrs	116	\$38.09	\$22.59	\$37.56	\$46.40	\$79,223
21-1022	Medical & Public Health Social Wkrs	137	\$26.33	\$20.21	\$25.81	\$32.44	\$54,786
51-9082	Medical Appliance Technicians	29	\$16.30	\$15.32	\$16.67	\$18.01	\$33,913
31-9092	Medical Assistants	211	\$16.29	\$14.86	\$16.44	\$17.95	\$33,887
29-2071	Medical Records & Health Information Technicians	71	\$19.90	\$15.70	\$19.14	\$22.80	\$41,396
43-6013	Medical Secretaries	417	\$18.68	\$16.32	\$19.10	\$21.39	\$38,854
31-9094	Medical Transcriptionists	73	\$20.56	\$17.54	\$20.29	\$22.74	\$42,753
13-1121	Meeting & Convention Planners	75	\$21.48	\$16.54	\$19.35	\$23.53	\$44,683
21-1014	Mental Health Counselors		\$19.91	\$14.57	\$19.47	\$23.38	\$41,414
27-1026	Merchandise Displayers & Window Trimmers	47	\$13.66	\$11.78	\$13.43	\$14.97	\$28,425
43-5041	Meter Readers, Utilities		\$17.55	\$11.23	\$16.14	\$25.41	\$36,500
11-9199	Mgrs, All Other	296	\$46.24	\$37.11	\$46.01	\$55.49	\$96,177
25-2022	Middle School Teachers (Not Special Ed & Vocational)	352					\$62,303

SOC Code	Bellingham, WA MSA Occupational Title	Estimated Employment	Average Wage	Percentiles			Annual Wage
				25th	50th	75th	
49-9044	Millwrights		\$26.45	\$21.60	\$26.54	\$32.63	\$55,024
51-9023	Mixing & Blending Machine Setters, Ops, & Tenders	27	\$16.92	\$14.77	\$16.62	\$18.38	\$35,193
49-3042	Mobile Heavy Equipment Mechanics, Not Engines	91	\$23.16	\$18.76	\$22.21	\$27.46	\$48,166
51-4072	Mold/Coremaking/Casting Mach Set/Op/Tend, Mtl/Plastic		\$14.12	\$10.94	\$13.11	\$16.21	\$29,378
51-9195	Molders, Shapers, & Casters, Not Metal & Plastic	38	\$16.78	\$12.82	\$16.71	\$20.02	\$34,907
49-3051	Motorboat Mechanics	42	\$17.46	\$15.96	\$17.01	\$18.07	\$36,322
11-9121	Natural Sciences Mgrs	25	\$44.06	\$40.63	\$43.18	\$45.13	\$91,642
15-1142	Network and Computer Systems Administrators	189	\$31.45	\$26.23	\$29.21	\$35.85	\$65,421
43-4141	New Accounts Clerks	30	\$15.47	\$13.78	\$15.99	\$17.58	\$32,174
39-2021	Nonfarm Animal Caretakers	99	\$11.76	\$9.45	\$10.98	\$13.28	\$24,465
41-1012	Non-Retail Sales Wkrs, 1st-Line Spvrs of	163	\$27.90	\$18.55	\$24.55	\$38.55	\$58,035
29-1171	Nurse Practitioners	73	\$44.57	\$37.63	\$45.86	\$52.97	\$92,713
31-1014	Nursing Assistants	840	\$12.37	\$10.74	\$12.12	\$13.83	\$25,731
29-9011	Occupational Health & Safety Specialists	59	\$35.39	\$28.08	\$34.47	\$42.43	\$73,596
29-1122	Occupational Therapists	16	\$33.74	\$27.97	\$33.98	\$40.36	\$70,184
43-1011	Office & Admin Support Wkrs, 1st-Line Spvrs of	798	\$25.40	\$19.83	\$23.25	\$29.94	\$52,839
43-9199	Office & Administrative Support Wkrs, All Other	220	\$16.47	\$12.72	\$15.80	\$18.60	\$34,265
43-9061	Office Clerks, General	1,226	\$15.08	\$12.34	\$14.50	\$17.35	\$31,368
43-9071	Office Machine Operators, Not Computer		\$17.29	\$13.59	\$17.53	\$21.25	\$35,965
47-2073	Operating Engineers/Construction Equipment Ops	290	\$30.82	\$21.61	\$29.25	\$36.70	\$64,107
15-2031	Operations Research Analysts	23	\$25.43	\$20.43	\$26.23	\$31.42	\$52,891
29-2081	Opticians, Dispensing	60	\$19.60	\$15.49	\$17.90	\$24.08	\$40,781
43-4151	Order Clerks	174	\$18.47	\$15.87	\$19.39	\$21.74	\$38,425
51-9111	Packaging & Filling Machine Operators & Tenders	237	\$14.72	\$11.68	\$14.33	\$17.21	\$30,629
53-7064	Packers & Packagers, Hand	381	\$11.10	\$9.58	\$10.45	\$11.74	\$23,085
47-2141	Painters, Construction & Maintenance	206	\$18.79	\$15.19	\$17.75	\$21.97	\$39,077
51-9122	Painters, Transportation Equipment	24	\$21.80	\$19.05	\$21.33	\$23.91	\$45,362
51-9196	Paper Goods Machine Setters, Operators, & Tenders		\$20.49	\$16.14	\$18.93	\$24.71	\$42,623
23-2011	Paralegals & Legal Assistants	116	\$22.71	\$17.41	\$22.54	\$27.16	\$47,229
53-6021	Parking Lot Attendants	23	\$12.78	\$10.55	\$11.53	\$13.69	\$26,576
41-2022	Parts Salespersons	152	\$15.08	\$10.88	\$13.84	\$18.42	\$31,366
47-2071	Paving, Surfacing, & Tamping Equipment Operators	26	\$33.73	\$29.93	\$35.17	\$39.86	\$70,158
43-3051	Payroll & Timekeeping Clerks	118	\$18.85	\$16.09	\$18.45	\$22.03	\$39,217
39-9021	Personal & Home Care Aides	624	\$11.52	\$10.29	\$11.06	\$11.83	\$23,961
13-2052	Personal Financial Advisors	44	\$25.34	\$16.48	\$18.66	\$39.57	\$52,701
39-1021	Personal Svc Wkrs, 1st-Line Supervisors/Mgrs of	72	\$21.15	\$15.28	\$18.58	\$26.40	\$43,989
51-8093	Petroleum Pump System/Refinery Ops & Gaugers		\$36.16	\$32.40	\$35.13	\$38.83	\$75,207
29-1051	Pharmacists	158	\$55.24	\$50.74	\$54.88	\$59.44	\$114,909
31-9095	Pharmacy Aides	45	\$13.20	\$11.09	\$13.03	\$15.04	\$27,454
29-2052	Pharmacy Technicians	153	\$18.64	\$16.16	\$19.44	\$21.54	\$38,776
31-9097	Phlebotomists		\$17.43	\$15.26	\$17.38	\$20.05	\$36,251
51-9151	Photographic Process Workers & Machine Operators	18	\$15.53	\$11.69	\$14.36	\$20.04	\$32,316
29-1069	Phys/Surgeons, A/O (Cardiologists, Dermatologists, etc)	92	\$111.28	\$88.05	\$91.54	\$91.92	\$231,452
31-2022	Physical Therapist Aides	48	\$13.19	\$10.90	\$12.83	\$15.13	\$27,427
31-2021	Physical Therapist Assistants	39	\$21.74	\$19.82	\$21.48	\$23.14	\$45,209
29-1123	Physical Therapists	110	\$31.75	\$28.14	\$32.25	\$35.37	\$66,025
29-1071	Physician Assistants	22	\$48.10	\$39.89	\$47.41	\$56.69	\$100,042
47-2151	Pipelayers	72	\$29.54	\$25.65	\$28.94	\$33.48	\$61,447
47-2152	Plumbers, Pipefitters, & Steamfitters	382	\$26.92	\$21.49	\$26.14	\$30.93	\$55,996
33-1012	Police & Detectives, 1st-Line Supervisors/Mgrs of	68	\$46.82	\$39.52	\$43.52	\$52.18	\$97,377
33-3051	Police & Sheriff's Patrol Officers	245	\$34.30	\$31.09	\$33.67	\$36.51	\$71,348
43-5051	Postal Svc Clerks	42	\$24.97	\$25.87	\$25.88	\$26.44	\$51,939
43-5052	Postal Svc Mail Carriers	184	\$25.72	\$23.21	\$27.53	\$27.54	\$53,500
43-5053	Postal Svc Mail Sorters/Processors/Processing Mach Ops	19	\$25.09	\$25.87	\$25.88	\$26.44	\$52,184
11-9131	Postmasters & Mail Superintendents	12	\$35.42	\$32.44	\$35.93	\$38.38	\$73,683
25-1199	Postsecondary Teachers, All Other						\$65,177
25-2011	Preschool Teachers, Not Special Education	188	\$13.73	\$10.91	\$12.47	\$15.06	\$28,559
51-6021	Pressers, Textile, Garment, & Related Materials		\$12.33	\$10.87	\$12.54	\$13.90	\$25,643
51-5113	Print Binding and Finishing Workers	44	\$13.09	\$10.57	\$11.90	\$15.34	\$27,223
51-5112	Printing Press Operators		\$17.08	\$15.74	\$17.00	\$18.28	\$35,525
21-1092	Probation Officers & Correctional Treatment Specialists	57	\$28.58	\$24.78	\$28.73	\$33.24	\$59,463
43-3061	Procurement Clerks	17	\$18.03	\$13.78	\$15.46	\$22.77	\$37,505

SOC Code	Bellingham, WA MSA Occupational Title	Estimated Employment	Average Wage	Percentiles			Annual Wage
				25th	50th	75th	
27-2012	Producers & Directors	36	\$19.93	\$9.52	\$15.43	\$27.30	\$41,453
51-1011	Production & Operating Wkrs, 1st-Line Spvrs of	406	\$24.81	\$20.03	\$24.21	\$28.88	\$51,621
51-9199	Production Wkrs, All Other	180	\$12.26	\$10.18	\$11.30	\$13.39	\$25,501
51-9198	Production Worker Helpers	174	\$12.56	\$10.60	\$12.21	\$14.13	\$26,138
43-5061	Production, Planning, & Expediting Clerks	134	\$23.08	\$18.11	\$22.27	\$28.32	\$48,000
11-9141	Property, Real Estate, & Community Association Mgrs	138	\$41.52	\$24.40	\$36.63	\$45.50	\$86,358
33-1099	Protective Svc Wkrs A/O, 1st-Line Spvrs of	25	\$25.66	\$19.49	\$24.90	\$29.40	\$53,376
33-9099	Protective Svc Wkrs, All Other	57	\$18.96	\$14.14	\$17.73	\$22.13	\$39,419
25-1066	Psychology Teachers, Postsecondary						\$77,637
11-2031	Public Relations Mgrs	48	\$39.19	\$31.07	\$38.92	\$45.71	\$81,519
27-3031	Public Relations Specialists	81	\$22.78	\$18.80	\$22.35	\$27.56	\$47,373
13-1021	Purchasing Agents & Buyers, Farm Products	17	\$26.46	\$23.94	\$26.86	\$30.00	\$55,025
13-1023	Purchasing Agents (Not Wholesale/Retail/Farm Prdcts)	137	\$31.42	\$22.80	\$29.80	\$40.16	\$65,363
11-3061	Purchasing Mgrs	26	\$50.70	\$36.90	\$56.04	\$66.83	\$105,457
41-9022	Real Estate Sales Agents	31	\$20.25	\$11.69	\$14.12	\$25.21	\$42,128
43-4171	Receptionists & Information Clerks	615	\$13.42	\$11.22	\$13.12	\$14.87	\$27,906
25-1193	Recreation & Fitness Studies Teachers, Postsecondary						\$51,935
39-9032	Recreation Wkrs	329	\$12.09	\$9.36	\$9.60	\$13.20	\$25,155
29-1125	Recreational Therapists		\$22.28	\$17.05	\$20.21	\$27.48	\$46,346
53-7081	Refuse & Recyclable Material Collectors	18	\$18.27	\$11.30	\$20.51	\$22.51	\$37,998
29-1141	Registered Nurses		\$28.89	\$22.86	\$28.24	\$33.98	\$60,085
21-1015	Rehabilitation Counselors	135	\$21.70	\$16.58	\$20.93	\$26.06	\$45,139
27-3022	Reporters & Correspondents	17	\$16.64	\$10.43	\$12.09	\$21.95	\$34,610
29-1126	Respiratory Therapists		\$33.56	\$29.07	\$33.68	\$38.67	\$69,803
41-1011	Retail Sales Wkrs, 1st-Line Supervisors/Mgrs of	778	\$22.74	\$16.17	\$20.19	\$26.02	\$47,290
41-2031	Retail Salespersons	3,249	\$12.94	\$9.58	\$11.09	\$14.09	\$26,917
47-2181	Roofers	168	\$22.03	\$16.04	\$20.74	\$27.40	\$45,809
53-5011	Sailors & Marine Oilers	11	\$21.19	\$19.45	\$21.74	\$24.45	\$44,075
41-9099	Sales & Related Wkrs, All Other	43	\$15.45	\$12.09	\$14.58	\$17.95	\$32,124
11-2022	Sales Mgrs	141	\$52.61	\$33.78	\$49.29	\$66.99	\$109,415
41-3099	Sales Reps, Svcs, All Other	219	\$25.86	\$17.36	\$23.41	\$29.14	\$53,798
41-4012	Sales Reps, Wholesale/Manuf (Not Tech/Sci Prdcts)	855	\$24.04	\$14.04	\$22.67	\$30.72	\$50,008
41-4011	Sales Reps, Wholesale/Manuf, Tech.Scientific Prdcts	50	\$43.05	\$28.65	\$43.88	\$54.02	\$89,543
51-7041	Sawing Machine Setters, Ops, & Tenders, Wood		\$15.40	\$12.75	\$14.90	\$18.12	\$32,039
25-2031	Secondary School Teachers (Not Special/Voc Ed)	383					
43-6014	Secretaries, Not Legal, Medical, & Executive	1,085	\$16.53	\$14.14	\$16.53	\$18.44	\$34,384
41-3031	Securities, Commodities, & Financial Svcs Sales Agents	129	\$21.72	\$13.61	\$16.08	\$20.03	\$45,175
49-2098	Security & Fire Alarm Systems Installers		\$22.02	\$19.34	\$22.63	\$26.37	\$45,792
33-9032	Security Guards	390	\$12.35	\$9.56	\$11.72	\$14.13	\$25,680
25-3021	Self-Enrichment Education Teachers	221	\$21.07	\$16.45	\$20.80	\$25.40	\$43,837
51-9012	Separating & Filtering Machine Setters/Ops/Tndrs	99	\$20.78	\$19.80	\$21.14	\$22.47	\$43,233
47-4071	Septic Tank Svcrs & Sewer Pipe Cleaners	21	\$13.72	\$12.42	\$13.55	\$14.68	\$28,533
51-6031	Sewing Machine Operators	87	\$14.98	\$12.38	\$14.35	\$16.96	\$31,148
47-2211	Sheet Metal Wkrs	208	\$17.20	\$12.69	\$14.55	\$18.42	\$35,775
43-5071	Shipping, Receiving, & Traffic Clerks	344	\$15.76	\$12.90	\$15.82	\$18.09	\$32,794
39-5094	Skin Care Specialists	17	\$13.25	\$9.81	\$10.71	\$11.60	\$27,567
11-9151	Social & Community Svc Mgrs	56	\$30.15	\$23.20	\$28.07	\$34.74	\$62,711
21-1093	Social & Human Svc Assistants	295	\$12.69	\$10.36	\$11.41	\$14.45	\$26,401
19-3099	Social Scientists & Related Wkrs, All Other	14	\$38.56	\$29.89	\$38.45	\$48.22	\$80,211
21-1029	Social Wkrs, All Other		\$25.47	\$23.75	\$25.81	\$27.98	\$52,991
25-2052	Special Educ Teachers, Kindergarten, Elementary School	69					\$57,941
25-2053	Special Education Teachers, Middle School	39					\$62,273
25-2054	Special Education Teachers, Secondary School	50					\$60,113
29-1127	Speech-Language Pathologists	38	\$30.96	\$25.06	\$30.61	\$36.71	\$64,400
15-2041	Statisticians	28	\$29.22	\$24.78	\$28.05	\$29.67	\$60,791
43-5081	Stock Clerks & Order Fillers	1,018	\$12.74	\$10.03	\$11.41	\$14.16	\$26,505
47-2221	Structural Iron & Steel Wkrs	92	\$26.46	\$19.11	\$22.67	\$34.06	\$55,024
21-1011	Substance Abuse & Behavioral Disorder Counselors	88	\$17.29	\$15.24	\$16.86	\$18.48	\$35,966
25-3098	Substitute teachers		\$16.00	\$14.21	\$16.08	\$17.67	\$33,279
17-3031	Surveying & Mapping Technicians	52	\$24.85	\$18.91	\$24.40	\$29.11	\$51,705
17-1022	Surveyors	24	\$33.97	\$28.15	\$33.13	\$39.68	\$70,651
53-6031	Svc Station Attendants	81	\$11.41	\$10.06	\$10.92	\$11.82	\$23,722

SOC Code	Bellingham, WA MSA Occupational Title	Estimated Employment	Average Wage	Percentiles			Annual Wage
				25th	50th	75th	
43-2011	Switchboard Operators, Including Answering Svc	55	\$14.80	\$11.40	\$14.66	\$17.72	\$30,785
47-2082	Tapers	49	\$22.93	\$18.94	\$24.34	\$27.29	\$47,676
13-2081	Tax Examiners, Collectors, & Revenue Agents	36	\$28.47	\$24.79	\$26.70	\$32.73	\$59,227
13-2082	Tax Preparers	50	\$17.00	\$10.94	\$13.02	\$22.66	\$35,364
53-3041	Taxi Drivers & Chauffeurs	71	\$10.78	\$9.80	\$10.59	\$11.37	\$22,435
25-9041	Teacher Assistants	943					\$29,072
25-3099	Teachers & Instructors, All Other						\$34,788
51-2092	Team Assemblers	189	\$14.55	\$11.32	\$13.60	\$17.01	\$30,260
27-3042	Tech Writers	29	\$33.98	\$28.89	\$34.27	\$40.42	\$70,669
49-2022	Telecom Equipment Installers & Repairers (Not Line)	79	\$28.39	\$24.07	\$29.70	\$33.77	\$59,034
49-9052	Telecommunications Line Installers & Repairers	41	\$24.38	\$17.48	\$24.15	\$30.24	\$50,705
41-9041	Telemarketers		\$9.67	\$9.20	\$9.31	\$9.84	\$20,107
43-3071	Tellers	447	\$12.80	\$10.84	\$12.21	\$14.43	\$26,629
49-3093	Tire Repairers & Changers	121	\$18.23	\$15.45	\$19.15	\$21.68	\$37,908
23-2093	Title Examiners, Abstractors, & Searchers		\$28.36	\$25.06	\$28.48	\$32.45	\$58,985
51-4194	Tool Grinders, Filers, & Sharpeners	26	\$23.08	\$19.85	\$24.21	\$27.06	\$48,009
13-1151	Training and Development Specialists	67	\$30.85	\$19.98	\$29.10	\$39.83	\$64,167
33-9093	Transportation Security Screeners	42	\$17.98	\$15.13	\$17.53	\$19.94	\$37,411
11-3071	Transportation, Storage, & Distribution Mgrs	69	\$38.95	\$30.75	\$36.68	\$47.96	\$81,017
53-1031	Transpntn/Material-Mvng Vehicle Ops, 1st-Ln Spvrs of	109	\$26.25	\$18.17	\$27.47	\$33.18	\$54,607
53-3032	Truck Drivers, Heavy & Tractor-Trailer	1,017	\$23.58	\$17.66	\$21.41	\$31.18	\$49,053
53-3033	Truck Drivers, Light or Delivery Svcs	325	\$19.59	\$13.90	\$17.36	\$24.50	\$40,742
19-3051	Urban & Regional Planners	74	\$33.05	\$28.44	\$32.52	\$36.72	\$68,727
39-3031	Ushers, Lobby Attendants, & Ticket Takers		\$13.63	\$9.59	\$14.00	\$16.62	\$28,364
29-1131	Veterinarians	81	\$38.11	\$26.22	\$32.85	\$48.42	\$79,269
31-9096	Veterinary Assistants & Laboratory Animal Caretakers	86	\$13.42	\$11.01	\$12.73	\$14.73	\$27,921
29-2056	Veterinary Technologists & Technicians	23	\$20.02	\$14.72	\$18.89	\$22.61	\$41,642
25-1194	Vocational Education Teachers, Postsecondary	181	\$25.82	\$20.88	\$26.74	\$30.61	\$53,697
25-2032	Vocational Education Teachers, Secondary School	56					\$66,245
35-3031	Waiters & Waitresses	1,510	\$12.75	\$9.35	\$12.49	\$14.40	\$26,524
15-1134	Web Developers	62	\$26.56	\$18.42	\$26.23	\$33.05	\$55,237
43-5111	Weighers, Measurers, Checkers, Samplers - Recordkeeping	19	\$13.14	\$10.56	\$11.73	\$15.76	\$27,323
51-4121	Welders, Cutters, Solderers, & Brazers	232	\$20.53	\$17.07	\$20.69	\$23.92	\$42,704
51-4122	Welding/Soldering/Brazing Machine Setters/Ops/Tenders	16	\$23.70	\$21.11	\$24.19	\$26.96	\$49,284
13-1022	Wholesale & Retail Buyers, Not Farm Products	83	\$23.50	\$16.76	\$20.33	\$28.17	\$48,878
51-7042	Woodworking Machine Setters/Ops/Tenders (Not Sawing)	107	\$18.42	\$15.89	\$18.11	\$21.05	\$38,307
43-9022	Word Processors & Typists	19	\$20.99	\$19.65	\$21.10	\$22.56	\$43,673
19-1023	Zoologists & Wildlife Biologists		\$33.92	\$26.80	\$28.65	\$41.01	\$70,537

Bremerton-Silverdale, WA MSA
2013 Occupational Employment
and Wage Estimates
Includes Kitsap County



SOC Code	Bremerton-Silverdale, WA MSA Occupational Title	Estimated Employment	Average Wage	Percentiles			Annual Wage
				25th	50th	75th	
13-2011	Accountants & Auditors	447	\$30.72	\$22.51	\$29.32	\$35.10	\$63,894
11-3011	Administrative Svcs Mgrs	106	\$40.56	\$26.02	\$39.90	\$49.05	\$84,376
25-3011	Adult Literacy, Remedial Ed, GED Teachers/Inst	59	\$18.83	\$16.59	\$17.82	\$19.05	\$39,173
41-3011	Advertising Sales Agents	53	\$37.97	\$15.67	\$25.37	\$35.82	\$78,966
39-3091	Amusement & Recreation Attendants	90	\$11.01	\$9.27	\$9.40	\$11.66	\$22,905
19-3091	Anthropologists & Archeologists	12	\$29.43	\$25.29	\$28.81	\$33.62	\$61,213
13-2021	Appraisers & Assessors of Real Estate	53	\$31.74	\$25.31	\$27.83	\$32.85	\$66,018
17-1011	Architects, Not Landscape & Naval	51	\$33.51	\$26.02	\$31.85	\$41.88	\$69,702
17-3011	Architectural & Civil Drafters	129	\$25.36	\$20.76	\$23.76	\$29.71	\$52,760
51-2099	Assemblers & Fabricators, All Other	89	\$14.12	\$11.23	\$13.38	\$16.27	\$29,370
27-4011	Audio & Video Equipment Technicians	33	\$25.78	\$20.32	\$26.39	\$32.48	\$53,609
49-3021	Automotive Body & Related Repairers	72	\$19.10	\$14.61	\$17.86	\$22.88	\$39,730
49-3023	Automotive Svc Technicians & Mechanics	443	\$19.82	\$15.28	\$19.61	\$23.49	\$41,236
51-3011	Bakers	102	\$14.17	\$10.01	\$14.45	\$17.48	\$29,485
35-3011	Bartenders	329	\$12.87	\$9.41	\$12.87	\$15.55	\$26,784
43-3011	Bill & Account Collectors	45	\$15.77	\$13.83	\$15.59	\$17.36	\$32,806
43-3021	Billing & Posting Clerks & Machine Operators	291	\$17.29	\$15.14	\$17.15	\$19.74	\$35,964
19-4021	Biological Technicians	37	\$22.75	\$18.06	\$21.65	\$25.66	\$47,302
43-3031	Bookkeeping, Accounting, & Auditing Clerks	1,011	\$18.96	\$15.55	\$18.67	\$22.69	\$39,430
13-2031	Budget Analysts	27	\$32.05	\$25.42	\$31.74	\$35.44	\$66,654
49-3031	Bus & Truck Mechanics & Diesel Engine Specialists	99	\$26.53	\$23.81	\$26.28	\$28.87	\$55,184
53-3022	Bus Drivers, School	391	\$18.51	\$16.14	\$19.42	\$21.66	\$38,494
53-3021	Bus Drivers, Transit & Intercity	308	\$21.09	\$19.49	\$21.21	\$22.93	\$43,864
13-1199	Business Operations Specialists, All Other	1,204	\$35.88	\$29.74	\$36.49	\$42.80	\$74,612
51-3021	Butchers & Meat Cutters	103	\$20.24	\$18.23	\$20.94	\$22.97	\$42,117
51-7011	Cabinetmakers & Bench Carpenters		\$21.31	\$19.21	\$21.07	\$22.94	\$44,320
53-5021	Captains, Mates, & Pilots of Water Vessels	34	\$34.14	\$22.76	\$29.94	\$35.88	\$71,025
43-5011	Cargo & Freight Agents	11	\$22.22	\$17.13	\$24.65	\$26.85	\$46,210
47-2031	Carpenters	537	\$26.81	\$23.55	\$27.66	\$30.98	\$55,775
17-1021	Cartographers & Photogrammetrists	14	\$36.40	\$32.02	\$37.96	\$42.05	\$75,716
41-2011	Cashiers	2,080	\$13.30	\$9.62	\$11.37	\$15.21	\$27,676
47-2051	Cement Masons & Concrete Finishers	60	\$19.45	\$15.30	\$18.71	\$21.49	\$40,455
35-1011	Chefs & Head Cooks	50	\$25.39	\$19.98	\$22.36	\$31.73	\$52,816
19-2031	Chemists	64	\$36.63	\$30.86	\$37.72	\$42.93	\$76,203
11-1011	Chief Executives	46	\$79.86	\$61.48	\$74.35	\$89.63	\$166,123
39-9011	Child Care Wkrs	264	\$10.80	\$9.34	\$10.08	\$11.55	\$22,454
21-1021	Child, Family, & School Social Wkrs	168	\$22.20	\$17.51	\$23.04	\$26.07	\$46,178
29-1011	Chiropractors	23	\$84.44	\$43.23	\$85.92	\$91.64	\$175,639
17-3022	Civil Engineering Technicians	113	\$29.51	\$26.07	\$29.51	\$33.75	\$61,366
17-2051	Civil Engineers	408	\$41.60	\$33.56	\$40.03	\$46.52	\$86,536
13-1031	Claims Adjusters, Examiners, & Investigators	41	\$37.41	\$32.73	\$38.64	\$42.61	\$77,825
53-7061	Cleaners of Vehicles & Equipment	187	\$12.03	\$9.52	\$10.54	\$11.70	\$25,018
19-3031	Clinical, Counseling, & School Psychologists	56	\$33.62	\$30.09	\$33.38	\$36.68	\$69,936
27-2022	Coaches & Scouts	181					\$33,715
35-3021	Comb Food Preparation & Serving Wkrs, Inc Fast Food	2,179	\$10.40	\$9.27	\$9.41	\$10.67	\$21,651
21-1099	Community & Social Svc Specialists, All Other	12	\$16.92	\$11.49	\$16.38	\$20.55	\$35,182
13-1141	Compensation, Benefits, and Job Analysis Specialists	32	\$32.41	\$21.53	\$31.99	\$40.49	\$67,405
13-1041	Compliance Ofcrs (Not Ag/Const/Safety/Transportn)	61	\$33.36	\$24.80	\$31.15	\$43.34	\$69,395
11-3021	Computer & Information Systems Mgrs	76	\$54.17	\$40.89	\$51.39	\$65.80	\$112,673
17-2061	Computer Hardware Engineers	103	\$42.11	\$35.68	\$42.56	\$48.07	\$87,581
15-1143	Computer Network Architects		\$46.42	\$41.45	\$48.84	\$53.72	\$96,544
15-1152	Computer Network Support Specialists	119	\$28.52	\$25.29	\$29.02	\$33.05	\$59,339
15-1199	Computer Occupations, All Other	346	\$40.38	\$34.83	\$40.55	\$45.39	\$83,988
15-1131	Computer Programmers	80	\$30.45	\$22.64	\$26.94	\$35.85	\$63,346
15-1132	Computer Software Engineers, Applications	201	\$49.06	\$34.12	\$42.28	\$56.54	\$102,054

SOC Code	Bremerton-Silverdale, WA MSA Occupational Title	Estimated Employment	Average Wage	Percentiles			Annual Wage
				25th	50th	75th	
15-1151	Computer Support Specialists	226	\$24.08	\$19.36	\$24.06	\$27.77	\$50,097
15-1121	Computer Systems Analysts	95	\$40.65	\$36.11	\$41.25	\$45.83	\$84,546
49-2011	Computer, Automated Teller, & Office Machine Repairers	33	\$20.57	\$16.86	\$20.43	\$23.77	\$42,794
19-1031	Conservation Scientists	16	\$27.35	\$21.89	\$26.03	\$32.01	\$56,882
47-4011	Construction & Building Inspectors	44	\$32.53	\$29.83	\$32.84	\$36.92	\$67,642
47-2061	Construction Laborers	478	\$17.85	\$11.89	\$16.47	\$20.64	\$37,130
11-9021	Construction Mgrs	116	\$49.92	\$37.74	\$45.38	\$57.35	\$103,823
47-1011	Construction Trades/Extraction Wkrs, 1st-Ln Spvrs	659	\$38.00	\$35.07	\$37.45	\$42.00	\$79,030
49-9012	Control & Valve Installers & Repairers (Not Mech Door)	15	\$21.44	\$17.54	\$20.49	\$23.08	\$44,607
35-2019	Cooks, All Other		\$13.07	\$10.51	\$11.40	\$16.35	\$27,180
35-2012	Cooks, Institution & Cafeteria	290	\$14.10	\$10.83	\$13.24	\$16.65	\$29,330
35-2014	Cooks, Restaurant	710	\$12.24	\$10.45	\$11.88	\$13.83	\$25,459
35-2015	Cooks, Short Order	49	\$11.87	\$10.59	\$11.75	\$13.29	\$24,687
33-3012	Correctional Officers & Jailers	117	\$25.78	\$24.15	\$26.00	\$27.85	\$53,621
13-1051	Cost Estimators	115	\$32.36	\$21.13	\$30.38	\$42.87	\$67,305
41-2021	Counter & Rental Clerks	458	\$12.37	\$9.72	\$11.34	\$14.27	\$25,723
35-3022	Counter Attendants, Cafeteria, Concession, Coffee Shop	298	\$11.02	\$9.35	\$9.58	\$11.58	\$22,933
43-5021	Couriers & Messengers	14	\$12.57	\$9.43	\$12.59	\$14.89	\$26,135
43-4031	Court, Municipal, & License Clerks	90	\$20.42	\$18.70	\$20.44	\$22.40	\$42,466
53-7021	Crane & Tower Operators	70	\$32.04	\$31.07	\$32.22	\$32.23	\$66,630
33-9091	Crossing Guards	59	\$15.26	\$10.30	\$11.12	\$24.62	\$31,741
25-4012	Curators	14	\$19.48	\$16.39	\$17.65	\$18.94	\$40,517
43-4051	Customer Svc Reps	1,336	\$17.37	\$12.35	\$16.76	\$22.80	\$36,146
51-9031	Cutters & Trimmers, Hand	27	\$15.17	\$12.48	\$15.31	\$17.81	\$31,544
43-9021	Data Entry Keyers	26	\$14.86	\$10.56	\$15.39	\$18.13	\$30,907
15-1141	Database Administrators	16	\$33.26	\$22.84	\$27.97	\$42.68	\$69,174
41-9011	Demonstrators & Product Promoters		\$12.34	\$10.88	\$12.40	\$13.65	\$25,671
31-9091	Dental Assistants	333	\$18.63	\$16.12	\$17.95	\$20.95	\$38,753
29-2021	Dental Hygienists	225	\$46.76	\$42.10	\$46.56	\$52.66	\$97,268
51-9081	Dental Laboratory Technicians	39	\$24.77	\$18.24	\$25.30	\$31.23	\$51,536
33-3021	Detectives & Criminal Investigators		\$49.27	\$39.30	\$53.09	\$58.41	\$102,483
29-2032	Diagnostic Medical Sonographers	49	\$37.56	\$34.48	\$38.61	\$42.45	\$78,108
29-1031	Dietitians & Nutritionists	28	\$25.75	\$18.66	\$24.94	\$32.83	\$53,546
35-9011	Dining Room & Cafeteria Attendants & Bartender Helpers	245	\$11.76	\$9.33	\$9.99	\$13.38	\$24,465
35-9021	Dishwashers	453	\$9.92	\$9.29	\$9.42	\$9.99	\$20,638
43-5032	Dispatchers, Not Police, Fire, & Ambulance	116	\$17.39	\$13.16	\$16.81	\$21.19	\$36,183
17-3019	Drafters, All Other	33	\$30.18	\$22.49	\$29.51	\$39.39	\$62,767
53-3031	Driver/Sales Wkrs	481	\$13.97	\$11.59	\$13.46	\$14.88	\$29,057
47-2081	Drywall & Ceiling Tile Installers	48	\$29.39	\$25.14	\$31.61	\$34.30	\$61,128
27-3041	Editors		\$31.74	\$25.97	\$32.17	\$36.53	\$66,006
11-9039	Education Administrators, All Other	29	\$37.18	\$32.45	\$36.31	\$43.56	\$77,325
11-9032	Education Administrators, Elem & Secondary School	148					\$106,482
11-9033	Education Administrators, Postsecondary	31	\$36.54	\$31.59	\$34.90	\$41.94	\$76,016
25-9099	Education, Training, & Library Wkrs, All Other	80	\$20.08	\$14.81	\$18.91	\$23.59	\$41,767
17-3023	Electrical & Electronic Engineering Technicians	201	\$38.56	\$34.82	\$38.80	\$42.94	\$80,213
51-2022	Electrical & Electronic Equipment Assemblers	14	\$17.95	\$14.07	\$16.69	\$21.28	\$37,353
17-2071	Electrical Engineers	156	\$39.16	\$32.49	\$37.06	\$45.32	\$81,456
49-2094	Electrical/Electronics Repairers, Industrial Equipmt	211	\$30.51	\$28.68	\$30.97	\$32.88	\$63,442
47-3013	Electrician Helpers		\$13.81	\$11.94	\$13.13	\$14.31	\$28,728
47-2111	Electricians	915	\$27.49	\$22.33	\$27.68	\$30.98	\$57,169
17-2072	Electronics Engineers, Not Computer	208	\$45.59	\$38.81	\$45.33	\$53.90	\$94,840
25-2021	Elementary School Teachers, Not Special Education	943					\$60,602
43-4061	Eligibility Interviewers, Government Programs	49	\$21.93	\$20.85	\$22.47	\$22.48	\$45,609
29-2041	Emergency Medical Technicians & Paramedics	178	\$28.89	\$19.14	\$29.76	\$38.52	\$60,094
13-1071	Employment, Recruitment, & Placement Specialists	281	\$33.20	\$25.01	\$31.74	\$41.60	\$69,042
11-9041	Engineering Mgrs	141	\$65.33	\$58.89	\$63.48	\$70.09	\$135,898
17-3029	Engineering Technicians, Not Drafters, All Other	886	\$38.91	\$34.83	\$38.81	\$42.94	\$80,943
17-2199	Engineers, All Other	300	\$47.31	\$39.35	\$49.63	\$55.31	\$98,402
17-2081	Environmental Engineers	75	\$45.88	\$41.47	\$46.51	\$51.06	\$95,435
19-4091	Environmental Science & Protection Techs (Inc Health)	31	\$23.84	\$18.33	\$23.40	\$29.44	\$49,600
19-2041	Environmental Scientists & Specialists (Inc Health)	99	\$38.31	\$29.85	\$38.80	\$45.33	\$79,684
43-6011	Executive Secretaries & Administrative Assistants	160	\$24.48	\$20.55	\$24.47	\$28.24	\$50,920

SOC Code	Bremerton-Silverdale, WA MSA Occupational Title	Estimated Employment	Average Wage	Percentiles			Annual Wage
				25th	50th	75th	
29-1062	Family & General Practitioners	33	\$98.51	\$76.77	\$89.36	\$91.73	\$204,890
45-2092	FarmWkrs & Laborers, Crop, Nursery, & Greenhouse	43	\$13.45	\$9.38	\$11.16	\$17.73	\$27,965
45-2093	FarmWkrs, Farm & Ranch Animals	22	\$12.07	\$10.28	\$11.20	\$13.29	\$25,106
43-4071	File Clerks	21	\$11.77	\$10.12	\$11.06	\$12.57	\$24,473
13-2051	Financial Analysts	27	\$53.95	\$36.71	\$49.00	\$71.55	\$112,208
11-3031	Financial Mgrs	162	\$52.55	\$40.55	\$50.52	\$63.27	\$109,321
13-2099	Financial Specialists, All Other	149	\$33.42	\$27.64	\$31.73	\$39.22	\$69,522
33-1021	Fire Fighting & Prevention Wkrs, 1st-Ln Spvrs of	81	\$44.30	\$39.43	\$44.60	\$51.31	\$92,152
33-2021	Fire Inspectors & Investigators	51	\$31.75	\$27.18	\$32.48	\$36.43	\$66,037
39-9031	Fitness Trainers & Aerobics Instructors	215	\$16.19	\$9.42	\$15.36	\$21.27	\$33,681
27-1023	Floral Designers	67	\$14.85	\$12.56	\$14.43	\$17.11	\$30,895
51-3092	Food Batchmakers		\$14.85	\$13.19	\$14.85	\$16.75	\$30,887
35-1012	Food Preparation & Serving Wkrs, 1st-Ln Spvrs of	467	\$15.51	\$12.64	\$14.72	\$17.94	\$32,243
35-2021	Food Preparation Wkrs	446	\$11.40	\$9.33	\$10.36	\$13.13	\$23,695
35-3041	Food Servers, Nonrestaurant	228	\$10.15	\$9.29	\$9.45	\$10.30	\$21,121
11-9051	Food Svc Mgrs	79	\$23.74	\$18.96	\$21.95	\$26.34	\$49,381
13-1131	Fundraisers	25	\$22.01	\$20.02	\$22.10	\$24.73	\$45,794
39-3012	Gaming & Sports Book Writers & Runners		\$11.36	\$9.95	\$10.77	\$11.60	\$23,614
39-3011	Gaming Dealers	260	\$12.78	\$9.32	\$9.54	\$16.14	\$26,589
39-1011	Gaming Supervisors	57					
33-9031	Gaming Surveillance Officers & Gaming Investigators		\$15.00	\$10.85	\$13.88	\$17.48	\$31,197
11-1021	General & Operations Mgrs	778	\$51.91	\$39.70	\$49.47	\$58.47	\$107,974
27-1024	Graphic Designers	51	\$22.59	\$17.71	\$23.00	\$26.38	\$46,990
39-5012	Hairdressers, Hairstylists, & Cosmetologists	303	\$16.94	\$10.24	\$15.42	\$21.61	\$35,236
47-4041	Hazardous Materials Removal Wkrs	33					
17-2111	Health & Safety Engineers (Not Mining)		\$48.05	\$38.12	\$48.40	\$57.28	\$99,942
29-1199	Health Diagnosing & Treating Practitioners, A/O	20	\$31.06	\$24.64	\$28.78	\$38.80	\$64,595
29-2099	Health Technologists & Technicians, All Other	21	\$23.86	\$20.40	\$23.55	\$27.27	\$49,632
29-9099	Healthcare Practitioners & Tech Wkrs, All Other		\$16.07	\$14.29	\$16.18	\$17.70	\$33,420
31-9099	Healthcare Support Wkrs, All Other	203	\$17.69	\$14.99	\$17.62	\$20.81	\$36,790
49-9021	Heating, Air Cond, Refrigeration Mechanics & Installers		\$27.13	\$24.61	\$27.61	\$29.98	\$56,433
53-1021	Helpers, Laborers, & Material Movers, 1st-Ln Spvrs of	32	\$28.23	\$20.03	\$26.23	\$38.18	\$58,726
49-9031	Home Appliance Repairers	26	\$17.30	\$13.91	\$16.57	\$18.94	\$35,983
31-1011	Home Health Aides		\$11.29	\$10.12	\$10.97	\$11.87	\$23,488
35-9031	Hosts & Hostesses, Restaurant, Lounge, & Coffee Shop	361	\$10.33	\$9.28	\$9.42	\$10.55	\$21,503
43-4081	Hotel, Motel, & Resort Desk Clerks	108	\$11.11	\$9.93	\$10.86	\$11.78	\$23,101
37-1011	Housekeeping/Janitorial Wkrs, 1st-Line Spvrs	89	\$19.21	\$16.35	\$19.50	\$21.87	\$39,950
43-4161	Human Resources Assistants, Not Payroll & Timekeeping	167	\$19.51	\$17.36	\$19.95	\$21.52	\$40,592
11-3121	Human Resources Managers	34	\$50.48	\$39.74	\$48.35	\$60.08	\$105,017
49-9041	Industrial Machinery Mechanics	341	\$25.40	\$20.59	\$23.38	\$31.10	\$52,831
11-3051	Industrial Production Mgrs	46	\$42.67	\$32.66	\$39.21	\$49.84	\$88,769
53-7051	Industrial Truck & Tractor Operators	78	\$16.78	\$11.59	\$16.36	\$20.87	\$34,886
43-4199	Information & Record Clerks, All Other	242	\$20.19	\$16.16	\$20.16	\$24.21	\$42,000
15-1122	Information Security Analysts	17	\$39.30	\$32.53	\$38.37	\$47.40	\$81,732
51-9061	Inspectors, Testers, Sorters, Samplers, & Weighers	102	\$25.75	\$20.69	\$25.77	\$31.23	\$53,545
49-9098	Installation, Maintenance, & Repair Helpers	67	\$16.02	\$13.48	\$16.02	\$18.22	\$33,312
25-9031	Instructional Coordinators	64	\$33.54	\$28.47	\$34.36	\$39.44	\$69,768
43-9041	Insurance Claims & Policy Processing Clerks	62	\$17.91	\$11.79	\$15.91	\$20.22	\$37,260
41-3021	Insurance Sales Agents	104	\$23.70	\$13.85	\$16.43	\$31.36	\$49,296
43-4111	Interviewers, Not Eligibility & Loan	36	\$18.66	\$14.90	\$18.04	\$22.59	\$38,814
37-2011	Janitors & Cleaners, Not Maids & Housekeeping Cleaners	1,230	\$13.57	\$10.62	\$12.77	\$16.00	\$28,223
23-1023	Judges, Magistrate Judges, & Magistrates	23	\$42.19	\$33.90	\$36.67	\$58.61	\$87,751
25-2012	Kindergarten Teachers, Not Special Education	107					\$59,136
13-1075	Labor Relations Specialists	38	\$19.47	\$14.64	\$20.09	\$22.15	\$40,495
53-7062	Laborers & Freight, Stock, & Material Movers, Hand	494	\$14.94	\$11.19	\$14.26	\$18.07	\$31,071
37-1012	Landscape, Lawn, Groundskeep Wkrs, 1st-Line Spvrs	97	\$22.30	\$18.51	\$21.63	\$25.40	\$46,373
37-3011	Landscaping & Groundskeeping Wkrs	545	\$15.44	\$12.73	\$14.89	\$17.82	\$32,133
51-6011	Laundry & Dry-Cleaning Wkrs	62	\$11.80	\$9.73	\$11.15	\$13.70	\$24,555
23-1011	Lawyers	139	\$44.90	\$31.11	\$43.55	\$60.27	\$93,397
43-6012	Legal Secretaries	79	\$18.89	\$14.12	\$17.93	\$21.86	\$39,303
23-2099	Legal Support Wkrs, All Other		\$23.69	\$19.53	\$21.64	\$26.22	\$49,277
11-1031	Legislators	68					\$93,466

SOC Code	Bremerton-Silverdale, WA MSA Occupational Title	Estimated Employment	Average Wage	Percentiles			Annual Wage
				25th	50th	75th	
25-4021	Librarians	61	\$31.63	\$29.87	\$32.84	\$35.79	\$65,792
25-4031	Library Technicians	49	\$22.87	\$20.17	\$22.87	\$25.31	\$47,573
29-2061	Licensed Practical & Licensed Vocational Nurses	437	\$21.94	\$20.03	\$21.72	\$23.87	\$45,616
33-9092	Lifeguards, Ski Patrol, Recreational Protective Svc Wkrs	72	\$14.03	\$10.65	\$13.24	\$17.18	\$29,175
43-4131	Loan Interviewers & Clerks	134	\$18.07	\$14.69	\$17.87	\$21.48	\$37,594
13-2072	Loan Officers	133	\$32.95	\$22.73	\$27.94	\$35.48	\$68,518
49-9094	Locksmiths & Safe Repairers		\$14.31	\$10.52	\$11.26	\$12.01	\$29,784
13-1081	Logisticians	260	\$36.54	\$30.74	\$35.65	\$42.79	\$76,004
51-4041	Machinists	184	\$30.29	\$27.78	\$31.09	\$31.10	\$62,989
29-2035	Magnetic Resonance Imaging Technologists	20	\$36.08	\$32.48	\$35.82	\$40.55	\$75,030
37-2012	Maids & Housekeeping Cleaners	323	\$11.18	\$9.62	\$10.78	\$11.97	\$23,254
43-9051	Mail Clerks & Mail Machine Ops, Not Postal Svc	52	\$15.95	\$12.06	\$16.58	\$18.49	\$33,156
49-9071	Maintenance and Repair Workers, General	573	\$21.55	\$15.88	\$22.88	\$27.05	\$44,837
13-1111	Management Analysts	343	\$38.27	\$31.73	\$38.03	\$43.11	\$79,592
17-2121	Marine Engineers & Naval Architects	150	\$38.01	\$30.39	\$35.81	\$46.51	\$79,067
13-1161	Market Research Analysts	107	\$28.35	\$20.43	\$26.96	\$35.60	\$58,965
11-2021	Marketing Mgrs	53	\$52.01	\$28.58	\$45.51	\$71.32	\$108,175
31-9011	Massage Therapists	92	\$27.68	\$21.22	\$28.12	\$33.46	\$57,571
51-3022	Meat, Poultry, & Fish Cutters & Trimmers	39	\$14.65	\$9.67	\$13.20	\$19.46	\$30,474
17-2141	Mechanical Engineers	473	\$40.58	\$35.77	\$40.55	\$46.51	\$84,390
49-1011	Mechanics, Installers, Repairers, 1st-Ln Sprvs/Mgrs	756	\$38.80	\$36.13	\$40.11	\$43.09	\$80,695
29-2012	Medical & Clinical Laboratory Technicians	45	\$25.70	\$20.92	\$25.32	\$30.03	\$53,452
29-2011	Medical & Clinical Laboratory Technologists	44	\$26.73	\$21.00	\$28.12	\$32.83	\$55,598
11-9111	Medical & Health Svcs Mgrs	143	\$44.64	\$31.80	\$41.54	\$50.27	\$92,863
21-1022	Medical & Public Health Social Wkrs		\$15.27	\$10.91	\$12.65	\$17.43	\$31,746
51-9082	Medical Appliance Technicians	15	\$16.54	\$11.31	\$16.36	\$18.47	\$34,403
31-9092	Medical Assistants	484	\$15.91	\$13.63	\$15.66	\$17.77	\$33,094
31-9093	Medical Equipment Preparers	64	\$16.90	\$14.27	\$16.63	\$18.77	\$35,159
49-9062	Medical Equipment Repairers	11	\$23.37	\$13.94	\$26.06	\$29.89	\$48,609
29-2071	Medical Records & Health Information Technicians	213	\$17.16	\$13.39	\$15.36	\$20.01	\$35,695
43-6013	Medical Secretaries	523	\$17.12	\$13.52	\$16.14	\$19.91	\$35,606
31-9094	Medical Transcriptionists	21	\$20.78	\$18.49	\$20.39	\$22.33	\$43,226
13-1121	Meeting & Convention Planners	41	\$20.52	\$13.79	\$18.89	\$26.90	\$42,677
21-1023	Mental Health & Substance Abuse Social Wkrs		\$23.17	\$20.55	\$23.67	\$26.42	\$48,194
27-1026	Merchandise Displayers & Window Trimmers		\$16.69	\$12.90	\$16.08	\$20.34	\$34,721
11-9199	Mgrs, All Other	198	\$52.84	\$44.51	\$52.30	\$63.47	\$109,899
25-2022	Middle School Teachers (Not Special Ed & Vocational)	369					\$59,513
53-3099	Motor Vehicle Operators, All Other	71	\$23.08	\$21.66	\$25.41	\$27.36	\$47,992
49-3051	Motorboat Mechanics	21	\$18.15	\$15.54	\$17.42	\$20.31	\$37,744
11-9121	Natural Sciences Mgrs	32	\$53.14	\$43.08	\$49.47	\$59.68	\$110,539
15-1142	Network and Computer Systems Administrators	148	\$36.50	\$31.40	\$35.62	\$42.87	\$75,932
43-4141	New Accounts Clerks	51	\$16.46	\$14.05	\$16.34	\$18.31	\$34,241
39-2021	Nonfarm Animal Caretakers	73	\$10.67	\$9.40	\$9.78	\$11.29	\$22,185
41-1012	Non-Retail Sales Wkrs, 1st-Line Spvrs of	87	\$28.05	\$18.23	\$26.07	\$32.98	\$58,339
29-2033	Nuclear Medicine Technologists	11	\$36.82	\$33.56	\$36.87	\$40.94	\$76,568
29-1171	Nurse Practitioners	70	\$52.50	\$42.02	\$47.26	\$54.13	\$109,192
31-1014	Nursing Assistants	1,281	\$13.77	\$10.86	\$12.55	\$15.18	\$28,644
29-9011	Occupational Health & Safety Specialists	134	\$37.21	\$32.83	\$37.82	\$42.94	\$77,399
29-9012	Occupational Health & Safety Technicians	12	\$25.64	\$23.53	\$25.54	\$27.26	\$53,331
29-1122	Occupational Therapists	67	\$33.46	\$28.39	\$33.54	\$38.15	\$69,598
43-1011	Office & Admin Support Wkrs, 1st-Line Spvrs of	781	\$29.31	\$20.85	\$27.02	\$36.04	\$60,955
43-9199	Office & Administrative Support Wkrs, All Other	220	\$16.91	\$13.68	\$15.86	\$20.53	\$35,168
43-9061	Office Clerks, General	1,111	\$15.04	\$11.84	\$14.42	\$17.48	\$31,288
47-2073	Operating Engineers/Construction Equipment Ops	157	\$28.33	\$18.55	\$27.12	\$36.32	\$58,908
15-2031	Operations Research Analysts	17					
51-9083	Ophthalmic Laboratory Technicians	49	\$13.06	\$9.68	\$11.22	\$14.66	\$27,156
29-2057	Ophthalmic Medical Technicians		\$19.70	\$17.22	\$19.64	\$21.98	\$40,969
29-2081	Opticians, Dispensing	72	\$18.14	\$14.83	\$17.40	\$22.28	\$37,748
29-1041	Optometrists	24	\$43.84	\$36.51	\$41.57	\$46.24	\$91,195
43-4151	Order Clerks	100	\$14.74	\$11.73	\$13.60	\$17.02	\$30,654
49-3053	Outdoor Power Equipment & Other Small Engine Mechanics	17	\$16.73	\$12.79	\$16.44	\$21.06	\$34,789
53-7064	Packers & Packers, Hand	266	\$10.70	\$9.33	\$9.46	\$9.66	\$22,252

SOC Code	Bremerton-Silverdale, WA MSA Occupational Title	Estimated Employment	Average Wage	Percentiles			Annual Wage
				25th	50th	75th	
47-2141	Painters, Construction & Maintenance	704	\$23.83	\$19.96	\$22.33	\$27.43	\$49,577
23-2011	Paralegals & Legal Assistants	183	\$22.68	\$18.80	\$22.16	\$26.47	\$47,173
53-6021	Parking Lot Attendants	21	\$11.34	\$9.95	\$10.96	\$11.95	\$23,600
41-2022	Parts Salespersons	143	\$12.34	\$10.64	\$11.62	\$13.65	\$25,670
43-3051	Payroll & Timekeeping Clerks	78	\$19.26	\$15.64	\$19.53	\$21.96	\$40,062
39-9021	Personal & Home Care Aides	444	\$11.16	\$10.23	\$10.92	\$11.60	\$23,220
39-1021	Personal Svc Wkrs, 1st-Line Supervisors/Mgrs of	64	\$22.50	\$17.32	\$21.53	\$29.66	\$46,806
29-1051	Pharmacists	200	\$54.92	\$49.48	\$55.63	\$63.41	\$114,237
31-9095	Pharmacy Aides		\$11.69	\$9.33	\$11.65	\$13.31	\$24,325
29-2052	Pharmacy Technicians	217	\$19.42	\$16.83	\$19.74	\$22.15	\$40,405
31-9097	Phlebotomists	33	\$16.11	\$13.76	\$15.73	\$17.95	\$33,520
27-4021	Photographers	29	\$13.95	\$9.64	\$12.70	\$16.88	\$29,003
51-9151	Photographic Process Workers & Machine Operators	27	\$12.86	\$10.54	\$12.18	\$14.39	\$26,750
29-1069	Phys/Surgeons, A/O (Cardiologists, Dermatologists, etc)	99	\$96.83	\$72.67	\$87.52	\$91.69	\$201,418
31-2022	Physical Therapist Aides	17	\$13.68	\$10.81	\$13.59	\$16.36	\$28,463
31-2021	Physical Therapist Assistants	31	\$24.05	\$21.01	\$23.09	\$26.85	\$50,026
29-1123	Physical Therapists	139	\$36.67	\$32.14	\$36.94	\$42.50	\$76,273
29-1071	Physician Assistants	45	\$52.95	\$38.99	\$44.98	\$62.71	\$110,134
47-2151	Pipelayers	60	\$26.92	\$23.83	\$26.93	\$30.79	\$56,004
47-2152	Plumbers, Pipefitters, & Steamfitters	729	\$29.71	\$22.34	\$28.64	\$31.63	\$61,801
33-1012	Police & Detectives, 1st-Line Supervisors/Mgrs of	76	\$42.09	\$36.76	\$40.00	\$46.05	\$87,553
33-3051	Police & Sheriff's Patrol Officers	356	\$28.44	\$21.10	\$30.25	\$34.10	\$59,146
43-5031	Police, Fire, & Ambulance Dispatchers	73	\$24.51	\$21.14	\$24.70	\$27.25	\$50,977
43-5051	Postal Svc Clerks	61	\$23.60	\$23.29	\$25.87	\$25.88	\$49,082
43-5052	Postal Svc Mail Carriers	206	\$25.59	\$22.45	\$27.28	\$27.54	\$53,211
43-5053	Postal Svc Mail Sorters/Processors/Processing Mach Ops	10	\$21.46	\$11.72	\$25.87	\$25.88	\$44,629
11-9131	Postmasters & Mail Superintendents	16	\$33.72	\$29.79	\$33.20	\$37.34	\$70,144
25-2011	Preschool Teachers, Not Special Education		\$15.70	\$15.21	\$16.74	\$18.11	\$32,665
51-5112	Printing Press Operators	40	\$15.81	\$12.73	\$14.29	\$17.31	\$32,870
21-1092	Probation Officers & Correctional Treatment Specialists	63	\$28.34	\$24.78	\$26.07	\$32.41	\$58,948
43-3061	Procurement Clerks	100	\$21.48	\$20.08	\$20.85	\$23.53	\$44,685
51-1011	Production & Operating Wkrs, 1st-Line Spvrs of	390	\$35.40	\$34.65	\$37.86	\$41.31	\$73,625
51-9199	Production Wkrs, All Other	19	\$13.13	\$10.00	\$11.13	\$16.68	\$27,309
51-9198	Production Worker Helpers		\$14.99	\$9.39	\$11.49	\$14.70	\$31,166
43-5061	Production, Planning, & Expediting Clerks	282	\$35.89	\$29.84	\$37.82	\$42.93	\$74,658
11-9141	Property, Real Estate, & Community Association Mgrs	41	\$37.84	\$23.56	\$32.75	\$48.06	\$78,690
33-1099	Protective Svc Wkrs A/O, 1st-Line Spvrs of	24	\$23.89	\$17.17	\$21.48	\$31.89	\$49,688
33-9099	Protective Svc Wkrs, All Other	75	\$15.42	\$11.34	\$13.57	\$19.48	\$32,076
11-2031	Public Relations Mgrs	26	\$39.94	\$37.69	\$40.88	\$43.99	\$83,059
27-3031	Public Relations Specialists	118	\$27.53	\$21.30	\$24.83	\$32.54	\$57,267
13-1023	Purchasing Agents (Not Wholesale/Retail/Farm Prdcts)	245	\$32.26	\$23.45	\$29.74	\$39.23	\$67,091
11-3061	Purchasing Mgrs	10	\$57.78	\$47.07	\$55.13	\$60.91	\$120,176
49-2021	Radio Mechanics		\$24.80	\$19.50	\$23.41	\$31.86	\$51,585
29-2034	Radiologic Technologists & Technicians	150	\$27.54	\$22.19	\$27.66	\$32.98	\$57,289
41-9022	Real Estate Sales Agents	34	\$27.38	\$12.85	\$30.83	\$39.10	\$56,965
43-4171	Receptionists & Information Clerks	725	\$13.96	\$12.08	\$13.75	\$15.82	\$29,028
39-9032	Recreation Wkrs		\$14.06	\$9.38	\$10.61	\$16.56	\$29,250
29-1125	Recreational Therapists		\$17.23	\$12.86	\$17.57	\$21.36	\$35,834
29-1141	Registered Nurses	1,311	\$36.08	\$29.30	\$35.11	\$42.50	\$75,030
21-1015	Rehabilitation Counselors	194	\$16.70	\$13.03	\$15.63	\$18.65	\$34,751
41-1011	Retail Sales Wkrs, 1st-Line Supervisors/Mgrs of	856	\$19.06	\$13.73	\$19.03	\$22.36	\$39,660
41-2031	Retail Salespersons	3,158	\$14.50	\$10.02	\$11.86	\$15.92	\$30,167
47-2181	Roofers	83	\$17.90	\$13.22	\$17.68	\$21.51	\$37,224
53-5011	Sailors & Marine Oilers	51	\$22.24	\$15.59	\$24.79	\$27.92	\$46,256
41-9099	Sales & Related Wkrs, All Other	79	\$13.16	\$10.69	\$11.64	\$15.03	\$27,384
41-9031	Sales Engineers	24					
11-2022	Sales Mgrs	81	\$61.12	\$44.12	\$56.08	\$70.67	\$127,131
41-3099	Sales Reps, Svcs, All Other	153	\$31.11	\$16.02	\$24.94	\$34.87	\$64,698
41-4012	Sales Reps, Wholesale/Manuf (Not Tech/Sci Prdcts)	320	\$25.47	\$14.06	\$21.02	\$28.12	\$52,979
41-4011	Sales Reps, Wholesale/Manuf, Tech.Scientific Prdcts	75	\$49.27	\$33.07	\$48.66	\$56.63	\$102,472
25-2031	Secondary School Teachers (Not Special/Voc Ed)	442					\$61,631
43-6014	Secretaries, Not Legal, Medical, & Executive	1,210	\$18.07	\$14.75	\$17.95	\$21.35	\$37,584

SOC Code	Bremerton-Silverdale, WA MSA Occupational Title	Estimated Employment	Average Wage	Percentiles			Annual Wage
				25th	50th	75th	
41-3031	Securities, Commodities, & Financial Svcs Sales Agents	45					
33-9032	Security Guards	654	\$16.31	\$11.37	\$14.67	\$20.82	\$33,924
25-3021	Self-Enrichment Education Teachers	190	\$17.90	\$11.94	\$17.27	\$23.73	\$37,227
51-6031	Sewing Machine Operators	49	\$11.71	\$9.47	\$10.42	\$13.56	\$24,360
47-2211	Sheet Metal Wkrs	205	\$32.28	\$27.67	\$30.97	\$38.09	\$67,140
43-5071	Shipping, Receiving, & Traffic Clerks	349	\$19.58	\$14.89	\$21.11	\$23.87	\$40,744
39-5094	Skin Care Specialists	15	\$20.01	\$13.96	\$20.08	\$22.31	\$41,613
11-9151	Social & Community Svc Mgrs	97	\$32.82	\$28.07	\$32.53	\$36.32	\$68,274
21-1093	Social & Human Svc Assistants	247	\$12.55	\$10.31	\$11.46	\$14.28	\$26,106
19-3099	Social Scientists & Related Wkrs, All Other	30	\$37.25	\$30.42	\$36.82	\$42.93	\$77,476
21-1029	Social Wkrs, All Other	30	\$27.70	\$21.40	\$31.09	\$34.43	\$57,631
25-2052	Special Educ Teachers, Kindergarten, Elementary School	109					\$61,100
25-2053	Special Education Teachers, Middle School	42					\$61,513
25-2051	Special Education Teachers, Preschool	32					\$60,392
25-2054	Special Education Teachers, Secondary School	60					\$61,060
29-1127	Speech-Language Pathologists	88	\$31.53	\$28.37	\$32.34	\$35.37	\$65,597
43-5081	Stock Clerks & Order Fillers	843	\$13.90	\$9.97	\$11.72	\$16.88	\$28,901
21-1011	Substance Abuse & Behavioral Disorder Counselors	64	\$17.30	\$10.55	\$16.22	\$23.16	\$35,990
25-3098	Substitute teachers	593	\$16.49	\$15.62	\$16.77	\$17.90	\$34,312
29-2055	Surgical Technologists	41	\$23.47	\$19.67	\$24.50	\$27.24	\$48,804
17-3031	Surveying & Mapping Technicians	47	\$28.06	\$21.20	\$26.39	\$35.55	\$58,364
17-1022	Surveyors	56	\$32.23	\$27.36	\$31.69	\$36.73	\$67,050
53-6031	Svc Station Attendants	158	\$11.61	\$10.33	\$11.09	\$11.84	\$24,138
43-2011	Switchboard Operators, Including Answering Svc	26	\$12.82	\$11.37	\$12.80	\$14.18	\$26,662
47-2082	Tapers		\$31.59	\$30.73	\$32.84	\$34.94	\$65,698
13-2082	Tax Preparers	81	\$16.46	\$10.89	\$14.62	\$17.80	\$34,223
53-3041	Taxi Drivers & Chauffeurs	20	\$15.43	\$10.86	\$11.90	\$21.36	\$32,095
25-9041	Teacher Assistants	1,056					\$31,506
25-3099	Teachers & Instructors, All Other	166					\$76,458
51-2092	Team Assemblers	18	\$19.05	\$14.60	\$17.38	\$24.68	\$39,614
27-3042	Tech Writers	53	\$33.30	\$25.38	\$32.00	\$41.05	\$69,253
49-2022	Telecom Equipment Installers & Repairers (Not Line)		\$27.60	\$25.53	\$27.38	\$29.28	\$57,395
43-3071	Tellers	433	\$13.42	\$11.47	\$13.17	\$14.79	\$27,914
49-3093	Tire Repairers & Changers	113	\$12.93	\$10.88	\$12.22	\$14.06	\$26,894
11-3131	Training and Development Managers	11	\$41.58	\$37.56	\$41.46	\$45.36	\$86,502
13-1151	Training and Development Specialists	45	\$30.78	\$21.91	\$30.03	\$40.93	\$64,034
11-3071	Transportation, Storage, & Distribution Mgrs	28	\$49.02	\$38.61	\$45.09	\$52.24	\$101,957
53-1031	Transpnt/Material-Mvng Vehicle Ops, 1st-Ln Spvrs of	111	\$32.46	\$28.51	\$35.55	\$39.50	\$67,514
53-3032	Truck Drivers, Heavy & Tractor-Trailer	369	\$21.20	\$17.26	\$21.96	\$25.89	\$44,107
53-3033	Truck Drivers, Light or Delivery Svcs	218	\$16.82	\$10.70	\$16.27	\$22.03	\$34,971
19-3051	Urban & Regional Planners	107	\$35.91	\$30.28	\$34.75	\$40.68	\$74,691
29-1131	Veterinarians	50	\$42.76	\$36.74	\$42.39	\$49.14	\$88,931
31-9096	Veterinary Assistants & Laboratory Animal Caretakers	93	\$11.67	\$10.06	\$11.31	\$13.16	\$24,265
29-2056	Veterinary Technologists & Technicians	87	\$16.95	\$15.50	\$16.96	\$18.43	\$35,262
25-1194	Vocational Education Teachers, Postsecondary	192	\$23.09	\$17.13	\$18.89	\$29.49	\$48,021
35-3031	Waiters & Waitresses	1,291	\$13.03	\$9.33	\$12.24	\$14.45	\$27,097
51-8031	Water & Liquid Waste Treatment Plant & System Ops	78	\$27.71	\$24.14	\$28.52	\$32.13	\$57,638
15-1134	Web Developers	72	\$36.45	\$24.72	\$28.80	\$57.95	\$75,808
51-4121	Welders, Cutters, Solderers, & Brazers	436	\$27.82	\$22.65	\$30.25	\$31.52	\$57,866
13-1022	Wholesale & Retail Buyers, Not Farm Products	48	\$24.69	\$16.74	\$21.48	\$27.52	\$51,348
51-7042	Woodworking Machine Setters/Ops/Tenders (Not Sawing)	19	\$16.65	\$13.81	\$16.53	\$19.19	\$34,627
43-9022	Word Processors & Typists	18	\$20.67	\$16.31	\$19.53	\$23.60	\$42,999
27-3043	Writers & Authors	14	\$26.41	\$15.69	\$26.05	\$34.67	\$54,920
19-1023	Zoologists & Wildlife Biologists	54	\$35.93	\$25.78	\$33.77	\$45.35	\$74,737

Kennewick-Richland-Pasco, WA MSA
2013 Occupational Employment
and Wage Estimates
Includes Benton and Franklin Counties



SOC Code	Kennewick-Richland-Pasco, WA MSA Occupational Title	Estimated Employment	Average Wage	Percentiles			Annual Wage
				25th	50th	75th	
13-2011	Accountants & Auditors	628	\$31.51	\$24.63	\$29.32	\$37.48	\$65,542
11-3011	Administrative Svcs Mgrs	171	\$54.34	\$40.59	\$53.43	\$64.31	\$113,042
41-3011	Advertising Sales Agents	57	\$25.12	\$11.01	\$19.18	\$28.24	\$52,235
19-4011	Agricultural & Food Science Technicians	115	\$18.22	\$15.88	\$17.62	\$20.12	\$37,897
45-2091	Agricultural Equipment Operators	253	\$14.43	\$12.00	\$13.97	\$16.62	\$29,997
45-2011	Agricultural Inspectors		\$17.11	\$12.92	\$15.42	\$20.57	\$35,586
49-3011	Aircraft Mechanics & Svc Technicians	12	\$22.48	\$19.49	\$22.62	\$26.10	\$46,746
39-3091	Amusement & Recreation Attendants	175	\$10.89	\$9.34	\$9.59	\$11.43	\$22,651
17-1011	Architects, Not Landscape & Naval	78	\$41.72	\$33.60	\$41.37	\$50.61	\$86,775
17-3011	Architectural & Civil Drafters	89	\$27.29	\$22.13	\$26.93	\$32.50	\$56,767
51-2099	Assemblers & Fabricators, All Other	40	\$11.65	\$9.79	\$11.36	\$13.29	\$24,229
49-3021	Automotive Body & Related Repairers	95	\$19.04	\$14.12	\$16.65	\$20.94	\$39,601
49-3022	Automotive Glass Installers & Repairers		\$13.11	\$10.82	\$12.80	\$15.31	\$27,268
49-3023	Automotive Svc Technicians & Mechanics	483	\$17.51	\$13.53	\$16.61	\$19.70	\$36,413
51-3011	Bakers	174	\$12.00	\$10.11	\$11.18	\$13.15	\$24,963
35-3011	Bartenders	215	\$12.32	\$9.46	\$12.69	\$14.10	\$25,614
43-3011	Bill & Account Collectors	109	\$17.94	\$15.08	\$17.89	\$20.90	\$37,321
43-3021	Billing & Posting Clerks & Machine Operators	300	\$16.63	\$13.94	\$16.28	\$18.59	\$34,603
43-3031	Bookkeeping, Accounting, & Auditing Clerks	1,342	\$18.15	\$14.75	\$17.65	\$21.43	\$37,760
47-3011	Brick/Block/Stonemason & Tile/Marble Setter Helpers	27	\$15.75	\$13.97	\$15.76	\$17.48	\$32,762
47-2021	Brickmasons & Blockmasons	53	\$30.00	\$27.37	\$30.77	\$33.60	\$62,409
27-4012	Broadcast Technicians	26	\$15.47	\$12.27	\$14.73	\$17.50	\$32,181
43-4011	Brokerage Clerks	12	\$23.19	\$20.39	\$23.68	\$26.66	\$48,234
13-2031	Budget Analysts	25	\$38.55	\$29.96	\$38.51	\$45.04	\$80,192
49-3031	Bus & Truck Mechanics & Diesel Engine Specialists	194	\$23.63	\$19.61	\$22.70	\$28.82	\$49,145
53-3022	Bus Drivers, School	360	\$16.04	\$15.39	\$16.62	\$17.86	\$33,379
53-3021	Bus Drivers, Transit & Intercity		\$20.59	\$19.67	\$21.04	\$22.41	\$42,833
13-1199	Business Operations Specialists, All Other	785	\$37.21	\$26.52	\$35.37	\$45.76	\$77,396
51-3021	Butchers & Meat Cutters	66	\$15.94	\$12.21	\$16.29	\$18.51	\$33,144
51-7011	Cabinetmakers & Bench Carpenters		\$15.30	\$12.15	\$15.64	\$17.78	\$31,818
47-2031	Carpenters	729	\$19.43	\$13.99	\$16.95	\$22.30	\$40,428
47-2041	Carpet Installers		\$14.28	\$12.21	\$13.33	\$14.44	\$29,703
17-1021	Cartographers & Photogrammetrists		\$33.64	\$29.02	\$33.19	\$36.98	\$69,969
41-2011	Cashiers	2,170	\$11.35	\$9.35	\$9.95	\$11.88	\$23,605
47-2051	Cement Masons & Concrete Finishers	135	\$18.74	\$13.07	\$16.25	\$24.73	\$38,971
35-1011	Chefs & Head Cooks	56	\$16.57	\$12.96	\$16.39	\$20.11	\$34,464
17-2041	Chemical Engineers	144	\$49.82	\$41.16	\$51.13	\$59.44	\$103,623
19-4031	Chemical Technicians	169	\$25.64	\$18.38	\$23.44	\$34.36	\$53,318
19-2031	Chemists	717	\$43.77	\$33.60	\$42.74	\$53.25	\$91,045
11-1011	Chief Executives	107	\$78.85	\$49.47	\$70.05	\$91.22	\$164,014
39-9011	Child Care Wkrs	379	\$10.40	\$9.29	\$9.45	\$11.20	\$21,633
21-1021	Child, Family, & School Social Wkrs	183	\$21.87	\$17.66	\$23.03	\$26.06	\$45,504
17-3022	Civil Engineering Technicians	99	\$25.39	\$21.73	\$25.40	\$28.35	\$52,823
17-2051	Civil Engineers		\$46.88	\$35.39	\$46.62	\$57.33	\$97,509
13-1031	Claims Adjusters, Examiners, & Investigators	50	\$30.93	\$25.71	\$30.98	\$35.30	\$64,351
53-7061	Cleaners of Vehicles & Equipment	247	\$12.61	\$9.98	\$11.32	\$13.70	\$26,220
51-9192	Cleaning/Washing/Metal Pickling Equipment Ops/Tenders	207	\$13.82	\$10.38	\$11.96	\$14.62	\$28,750
21-2011	Clergy	15	\$31.37	\$26.40	\$31.63	\$35.07	\$65,257
19-3031	Clinical, Counseling, & School Psychologists	34	\$30.71	\$26.49	\$29.26	\$34.67	\$63,887
27-2022	Coaches & Scouts	303					\$32,302
51-9121	Coating/Painting/Spraying Machine Setters/Ops/Tenders	21	\$13.62	\$12.68	\$13.53	\$14.37	\$28,319
35-3021	Comb Food Preparation & Serving Wkrs, Inc Fast Food	3,025	\$10.71	\$9.29	\$9.49	\$11.28	\$22,274
53-2012	Commercial Pilots	13					\$60,249
21-1099	Community & Social Svc Specialists, All Other	25	\$25.16	\$20.05	\$24.84	\$29.52	\$52,341
11-3111	Compensation and Benefits Managers	12	\$31.85	\$26.56	\$29.42	\$36.94	\$66,257

SOC Code	Kennewick-Richland-Pasco, WA MSA Occupational Title	Estimated Employment	Average Wage	Percentiles 25th	Percentiles 50th	Percentiles 75th	Annual Wage
13-1141	Compensation, Benefits, and Job Analysis Specialists	24	\$27.20	\$23.58	\$26.70	\$30.17	\$56,579
13-1041	Compliance Ofcrrs (Not Ag/Const/Safety/Transportn)	195	\$33.34	\$25.41	\$30.96	\$39.15	\$69,355
11-3021	Computer & Information Systems Mgrs	156	\$62.52	\$50.25	\$61.24	\$71.94	\$130,030
15-1143	Computer Network Architects	47	\$43.02	\$36.78	\$42.47	\$49.33	\$89,483
15-1152	Computer Network Support Specialists	81	\$29.13	\$22.56	\$26.32	\$30.95	\$60,598
15-1199	Computer Occupations, All Other	95	\$35.32	\$31.48	\$35.49	\$42.00	\$73,447
43-9011	Computer Operators		\$25.70	\$15.62	\$18.93	\$26.44	\$53,446
15-1131	Computer Programmers	34	\$42.46	\$26.80	\$35.83	\$46.72	\$88,318
15-1132	Computer Software Engineers, Applications	358	\$43.76	\$33.27	\$41.07	\$48.51	\$91,010
15-1133	Computer Software Engineers, Systems Software	73	\$41.01	\$31.37	\$41.66	\$50.41	\$85,303
15-1151	Computer Support Specialists	272	\$24.41	\$20.01	\$23.04	\$28.48	\$50,776
15-1121	Computer Systems Analysts	368	\$41.72	\$33.73	\$40.09	\$49.06	\$86,775
49-2011	Computer, Automated Teller, & Office Machine Repairers	60	\$18.68	\$12.67	\$16.81	\$21.97	\$38,869
19-1031	Conservation Scientists	11	\$26.09	\$23.90	\$25.43	\$27.74	\$54,277
47-4011	Construction & Building Inspectors	120	\$31.49	\$25.92	\$30.85	\$34.80	\$65,487
47-4099	Construction & Related Wkrs, All Other		\$30.89	\$18.07	\$32.01	\$42.30	\$64,249
47-2061	Construction Laborers	874	\$20.22	\$12.97	\$16.41	\$29.93	\$42,062
11-9021	Construction Mgrs	225	\$56.57	\$42.27	\$55.12	\$68.70	\$117,648
47-1011	Construction Trades/Extraction Wkrs, 1st-Ln Spvrs	781	\$30.98	\$24.35	\$30.06	\$38.09	\$64,434
49-9012	Control & Valve Installers & Repairers (Not Mech Door)	25	\$23.47	\$18.43	\$21.43	\$26.42	\$48,818
35-2019	Cooks, All Other	57	\$11.48	\$10.23	\$11.02	\$11.83	\$23,882
35-2011	Cooks, Fast Food	258	\$10.06	\$9.31	\$9.64	\$10.77	\$20,923
35-2012	Cooks, Institution & Cafeteria	272	\$12.81	\$10.87	\$12.47	\$14.33	\$26,647
35-2014	Cooks, Restaurant	595	\$11.82	\$9.72	\$11.38	\$13.51	\$24,581
35-2015	Cooks, Short Order		\$11.94	\$10.57	\$12.07	\$13.42	\$24,840
51-9193	Cooling & Freezing Equipment Operators & Tenders	74	\$15.27	\$11.49	\$15.70	\$18.39	\$31,765
13-1051	Cost Estimators	277	\$33.84	\$22.00	\$32.82	\$43.52	\$70,400
41-2021	Counter & Rental Clerks	551	\$12.61	\$9.57	\$11.23	\$14.45	\$26,226
35-3022	Counter Attendants, Cafeteria, Concession, Coffee Shop	341	\$10.22	\$9.32	\$9.48	\$10.38	\$21,265
43-5021	Couriers & Messengers		\$14.40	\$11.57	\$13.07	\$14.43	\$29,963
43-4031	Court, Municipal, & License Clerks	133	\$19.79	\$16.38	\$19.97	\$23.92	\$41,166
53-7021	Crane & Tower Operators	48	\$28.21	\$25.69	\$27.69	\$29.68	\$58,691
13-2041	Credit Analysts	43	\$35.30	\$29.69	\$32.74	\$35.73	\$73,429
43-4041	Credit Authorizers, Checkers, & Clerks	16	\$15.89	\$13.23	\$14.56	\$18.76	\$33,058
43-4051	Customer Svc Reps	996	\$14.36	\$11.03	\$13.54	\$17.12	\$29,883
51-9032	Cutting & Slicing Machine Setters, Ops, & Tenders	99	\$11.39	\$9.30	\$9.43	\$12.81	\$23,681
43-9021	Data Entry Keyers	39	\$15.19	\$11.99	\$14.19	\$18.30	\$31,600
15-1141	Database Administrators	41	\$41.33	\$31.78	\$40.72	\$49.00	\$85,967
31-9091	Dental Assistants	351	\$18.86	\$14.35	\$19.39	\$22.31	\$39,209
29-2021	Dental Hygienists	189	\$46.62	\$40.77	\$44.68	\$52.83	\$96,962
51-9081	Dental Laboratory Technicians	22	\$18.94	\$15.61	\$19.65	\$22.18	\$39,399
29-1021	Dentists, General	99	\$99.32	\$69.39	\$91.29	\$91.78	\$206,585
33-3021	Detectives & Criminal Investigators	29	\$39.48	\$26.69	\$30.27	\$58.05	\$82,125
29-2032	Diagnostic Medical Sonographers	41	\$35.70	\$31.93	\$34.68	\$38.96	\$74,248
29-1031	Dietitians & Nutritionists	42	\$27.52	\$24.56	\$27.96	\$32.12	\$57,233
35-9011	Dining Room & Cafeteria Attendants & Bartender Helpers	325	\$9.88	\$9.26	\$9.37	\$9.88	\$20,554
35-9021	Dishwashers	314	\$9.94	\$9.30	\$9.47	\$10.50	\$20,666
43-5032	Dispatchers, Not Police, Fire, & Ambulance	109	\$17.66	\$11.72	\$15.37	\$21.78	\$36,733
17-3019	Drafters, All Other	25	\$26.82	\$20.96	\$26.17	\$31.99	\$55,792
53-3031	Driver/Sales Wkrs	127	\$16.44	\$11.58	\$16.48	\$21.12	\$34,194
47-2081	Drywall & Ceiling Tile Installers	104	\$23.47	\$20.26	\$23.73	\$27.21	\$48,817
47-5021	Earth Drillers, Not Oil & Gas		\$24.10	\$21.02	\$24.81	\$27.47	\$50,116
27-3041	Editors	28					
11-9031	Educ Administrators, Preschool/Child Care Center/Pgms		\$26.48	\$18.17	\$21.77	\$38.66	\$55,088
11-9032	Education Administrators, Elem & Secondary School	190					\$99,333
11-9033	Education Administrators, Postsecondary	48	\$43.95	\$29.70	\$41.39	\$53.64	\$91,411
25-9099	Education, Training, & Library Wkrs, All Other	76	\$17.19	\$11.98	\$14.27	\$21.59	\$35,749
21-1012	Educational, Vocational, & School Counselors	178	\$28.20	\$21.92	\$28.83	\$33.96	\$58,665
17-3023	Electrical & Electronic Engineering Technicians	177	\$34.76	\$30.19	\$35.41	\$41.54	\$72,298
51-2022	Electrical & Electronic Equipment Assemblers	90	\$16.25	\$12.30	\$15.95	\$20.66	\$33,813
17-3012	Electrical & Electronics Drafters	25	\$27.68	\$24.30	\$26.46	\$28.63	\$57,574
17-2071	Electrical Engineers	229	\$47.38	\$36.58	\$49.12	\$56.53	\$98,551

SOC Code	Kennewick-Richland-Pasco, WA MSA Occupational Title	Estimated Employment	Average Wage	Percentiles			Annual Wage
				25th	50th	75th	
49-9051	Electrical Power-Line Installers & Repairers	115	\$40.23	\$38.63	\$40.39	\$43.78	\$83,668
47-2111	Electricians	612	\$30.66	\$23.01	\$29.04	\$40.24	\$63,777
17-3024	Electro-Mechanical Technicians	10	\$25.42	\$19.44	\$23.79	\$32.92	\$52,876
49-2097	Electronic Home Entertainment Equipment Install/Repair	20	\$20.73	\$13.35	\$24.51	\$27.29	\$43,121
17-2072	Electronics Engineers, Not Computer	100	\$45.60	\$30.61	\$48.32	\$56.99	\$94,852
25-2021	Elementary School Teachers, Not Special Education	1,212					\$59,018
43-4061	Eligibility Interviewers, Government Programs	75	\$20.81	\$19.85	\$22.47	\$22.48	\$43,297
11-9161	Emergency Management Directors	10	\$46.94	\$41.11	\$46.29	\$53.62	\$97,637
29-2041	Emergency Medical Technicians & Paramedics	78	\$24.80	\$14.47	\$23.53	\$38.15	\$51,584
13-1071	Employment, Recruitment, & Placement Specialists	266	\$29.73	\$21.50	\$27.58	\$37.92	\$61,851
11-9041	Engineering Mgrs	604	\$65.30	\$54.45	\$63.53	\$74.22	\$135,838
17-3029	Engineering Technicians, Not Drafters, All Other	183	\$26.39	\$17.06	\$28.38	\$35.24	\$54,872
17-2199	Engineers, All Other	385	\$50.70	\$41.96	\$51.83	\$60.19	\$105,458
17-3025	Environmental Engineering Technicians	82	\$30.89	\$28.84	\$32.50	\$35.26	\$64,241
17-2081	Environmental Engineers	229	\$49.42	\$37.96	\$48.08	\$58.79	\$102,776
19-2041	Environmental Scientists & Specialists (Inc Health)	548	\$49.74	\$40.26	\$49.80	\$59.56	\$103,459
53-7032	Excavating & Loading Machine & Dragline Operators	17	\$36.16	\$30.03	\$34.48	\$48.96	\$75,218
43-6011	Executive Secretaries & Administrative Assistants	376	\$25.23	\$20.95	\$24.65	\$28.67	\$52,479
51-9041	Extrude/Form/Press/Compact Machine Setters/Ops/Tenders	16	\$11.83	\$10.43	\$11.37	\$13.10	\$24,624
29-1062	Family & General Practitioners	32	\$97.11	\$78.37	\$87.98	\$91.64	\$201,981
49-3041	Farm Equipment Mechanics	86	\$19.21	\$13.50	\$19.13	\$23.04	\$39,957
11-9013	Farmers, Ranchers, and Other Agricultural Managers	11	\$49.20	\$37.92	\$44.19	\$63.09	\$102,348
45-1011	Farming, Fishing, & Forestry Wkrs, 1st-Ln Sprvs/Mgrs	86	\$25.78	\$19.18	\$26.57	\$32.79	\$53,633
45-2092	FarmWkrs & Laborers, Crop, Nursery, & Greenhouse	906	\$11.67	\$9.39	\$10.29	\$11.62	\$24,270
45-2093	FarmWkrs, Farm & Ranch Animals	29	\$16.15	\$13.53	\$17.14	\$18.67	\$33,587
43-4071	File Clerks	82	\$15.31	\$12.13	\$14.83	\$18.40	\$31,841
13-2051	Financial Analysts	49	\$35.94	\$27.08	\$32.94	\$44.18	\$74,750
43-3099	Financial Clerks, All Other	40	\$17.02	\$13.40	\$15.72	\$19.10	\$35,399
11-3031	Financial Mgrs	281	\$50.46	\$39.57	\$49.75	\$60.95	\$104,957
13-2099	Financial Specialists, All Other	34	\$25.66	\$20.53	\$23.33	\$28.82	\$53,371
33-2011	Fire Fighters	109	\$24.50	\$20.15	\$26.50	\$31.90	\$50,966
33-1021	Fire Fighting & Prevention Wkrs, 1st-Ln Sprvs of	38	\$39.27	\$33.35	\$38.80	\$44.76	\$81,675
39-9031	Fitness Trainers & Aerobics Instructors	326	\$19.48	\$13.82	\$18.93	\$24.11	\$40,515
27-1023	Floral Designers	14	\$12.38	\$9.61	\$11.38	\$14.65	\$25,739
51-3092	Food Batchmakers	178	\$13.39	\$11.07	\$12.73	\$14.69	\$27,857
51-3093	Food Cooking Machine Operators & Tenders	48	\$16.34	\$15.26	\$16.60	\$17.93	\$33,994
35-1012	Food Preparation & Serving Wkrs, 1st-Ln Sprvs of	633	\$14.91	\$11.94	\$14.60	\$17.42	\$31,007
35-2021	Food Preparation Wkrs	348	\$11.71	\$9.35	\$10.55	\$13.68	\$24,357
19-1012	Food Scientists & Technologists	71	\$20.60	\$16.98	\$18.94	\$22.34	\$42,835
35-3041	Food Servers, Nonrestaurant	167	\$10.40	\$9.38	\$9.82	\$11.08	\$21,639
11-9051	Food Svc Mgrs	95	\$22.29	\$19.05	\$21.14	\$23.26	\$46,355
13-1131	Fundraisers	29	\$21.76	\$17.61	\$21.68	\$25.90	\$45,258
39-4021	Funeral Attendants	35	\$10.72	\$10.06	\$10.69	\$11.32	\$22,292
43-3041	Gaming Cage Wkrs	21	\$10.56	\$9.34	\$9.50	\$9.69	\$21,965
39-3011	Gaming Dealers	233	\$14.19	\$12.39	\$13.47	\$14.55	\$29,516
39-1011	Gaming Supervisors	23	\$15.35	\$13.50	\$15.83	\$17.47	\$31,946
33-9031	Gaming Surveillance Officers & Gaming Investigators	22	\$11.39	\$10.35	\$11.14	\$12.06	\$23,680
11-1021	General & Operations Mgrs	996	\$59.09	\$36.89	\$50.86	\$77.32	\$122,919
19-2042	Geoscientists, Not Hydrologists & Geographers	82	\$41.43	\$28.68	\$41.27	\$52.13	\$86,166
45-2041	Graders & Sorters, Agricultural Products	475	\$9.78	\$9.24	\$9.34	\$9.47	\$20,343
27-1024	Graphic Designers	96	\$24.20	\$16.43	\$21.51	\$32.83	\$50,329
39-5012	Hairdressers, Hairstylists, & Cosmetologists	453	\$12.46	\$9.88	\$11.11	\$13.48	\$25,910
47-4041	Hazardous Materials Removal Wkrs	288	\$27.31	\$20.43	\$23.02	\$37.66	\$56,791
17-2111	Health & Safety Engineers (Not Mining)	250	\$46.66	\$38.34	\$47.02	\$57.00	\$97,059
21-1091	Health Educators	38	\$17.70	\$13.82	\$15.30	\$18.71	\$36,808
29-2099	Health Technologists & Technicians, All Other	106	\$26.14	\$19.42	\$26.49	\$31.52	\$54,372
31-9099	Healthcare Support Wkrs, All Other	157	\$18.79	\$14.22	\$17.20	\$21.26	\$39,092
49-9021	Heating, Air Cond, Refrigeration Mechanics & Installers	176	\$22.60	\$17.52	\$21.42	\$26.93	\$47,012
53-1021	Helpers, Laborers, & Material Movers, 1st-Ln Sprvs of	101	\$20.88	\$14.94	\$18.04	\$27.70	\$43,428
47-4051	Highway Maintenance Wkrs	81	\$21.69	\$19.58	\$20.90	\$25.09	\$45,133
31-1011	Home Health Aides	279	\$10.93	\$10.11	\$10.80	\$11.48	\$22,740
35-9031	Hosts & Hostesses, Restaurant, Lounge, & Coffee Shop	202	\$9.88	\$9.25	\$9.36	\$9.57	\$20,536

SOC Code	Kennewick-Richland-Pasco, WA MSA Occupational Title	Estimated Employment	Average Wage	Percentiles 25th	Percentiles 50th	Percentiles 75th	Annual Wage
43-4081	Hotel, Motel, & Resort Desk Clerks	191	\$10.86	\$9.47	\$10.39	\$11.66	\$22,589
37-1011	Housekeeping/Janitorial Wkrs, 1st-Line Spvrs	94	\$16.66	\$13.17	\$16.25	\$19.53	\$34,649
43-4161	Human Resources Assistants, Not Payroll & Timekeeping	82	\$17.61	\$14.30	\$17.47	\$20.70	\$36,627
11-3121	Human Resources Managers	70	\$50.49	\$41.64	\$51.19	\$60.72	\$105,028
19-2043	Hydrologists	32	\$40.75	\$32.89	\$38.13	\$50.09	\$84,766
17-3026	Industrial Engineering Technicians	31	\$33.50	\$25.38	\$33.38	\$42.96	\$69,687
17-2112	Industrial Engineers	380	\$48.04	\$39.93	\$47.83	\$56.00	\$99,919
49-9041	Industrial Machinery Mechanics	288	\$22.41	\$18.48	\$21.26	\$24.74	\$46,609
11-3051	Industrial Production Mgrs	57	\$45.83	\$34.74	\$42.08	\$56.25	\$95,315
53-7051	Industrial Truck & Tractor Operators	509	\$14.56	\$10.89	\$13.71	\$17.47	\$30,276
43-4199	Information & Record Clerks, All Other	74	\$17.62	\$13.57	\$16.51	\$20.88	\$36,638
15-1122	Information Security Analysts	55	\$43.39	\$38.32	\$44.35	\$50.98	\$90,250
51-9061	Inspectors, Testers, Sorters, Samplers, & Weighers	222	\$14.08	\$10.10	\$12.44	\$14.80	\$29,303
49-9098	Installation, Maintenance, & Repair Helpers	124	\$11.92	\$9.47	\$10.52	\$12.13	\$24,809
49-9099	Installation, Maintenance, & Repair Wkrs, A/O	109	\$21.39	\$16.68	\$19.60	\$22.99	\$44,487
25-9031	Instructional Coordinators	68	\$24.28	\$17.76	\$22.81	\$31.18	\$50,495
47-2132	Insulation Wkrs, Mechanical		\$33.82	\$30.48	\$36.54	\$41.02	\$70,341
41-3021	Insurance Sales Agents	253	\$17.80	\$12.99	\$15.36	\$21.95	\$37,011
29-1063	Internists, General		\$128.56	\$91.23	\$91.23	\$91.23	\$267,407
27-3091	Interpreters & Translators	44	\$18.90	\$14.55	\$19.64	\$22.53	\$39,312
43-4111	Interviewers, Not Eligibility & Loan	101	\$16.59	\$14.39	\$16.58	\$18.65	\$34,520
37-2011	Janitors & Cleaners, Not Maids & Housekeeping Cleaners	1,620	\$12.34	\$9.49	\$10.85	\$14.31	\$25,657
23-1023	Judges, Magistrate Judges, & Magistrates		\$55.27	\$46.05	\$56.00	\$66.71	\$114,965
25-2012	Kindergarten Teachers, Not Special Education	119					\$53,791
13-1075	Labor Relations Specialists	73	\$34.13	\$24.68	\$32.35	\$41.13	\$70,980
53-7062	Laborers & Freight, Stock, & Material Movers, Hand	1,596	\$13.86	\$10.68	\$12.90	\$15.81	\$28,830
37-1012	Landscape, Lawn, Groundskeep Wkrs, 1st-Line Spvrs	79	\$28.29	\$24.73	\$30.52	\$33.48	\$58,835
37-3011	Landscaping & Groundskeeping Wkrs	691	\$13.53	\$10.62	\$12.37	\$14.49	\$28,145
51-6011	Laundry & Dry-Cleaning Wkrs	45	\$10.89	\$9.41	\$10.03	\$11.58	\$22,656
23-1011	Lawyers	95	\$42.49	\$28.48	\$35.99	\$55.48	\$88,380
43-6012	Legal Secretaries	191	\$18.63	\$16.47	\$17.98	\$20.26	\$38,744
23-2099	Legal Support Wkrs, All Other	12	\$32.33	\$24.22	\$28.20	\$31.59	\$67,229
11-1031	Legislators	60					
25-4021	Librarians	94	\$31.42	\$27.90	\$31.92	\$35.13	\$65,357
43-4121	Library Assistants, Clerical	60	\$13.05	\$10.62	\$12.87	\$14.74	\$27,129
25-4031	Library Technicians	42	\$18.25	\$15.92	\$17.48	\$20.13	\$37,957
29-2061	Licensed Practical & Licensed Vocational Nurses	236	\$21.31	\$19.62	\$21.37	\$23.11	\$44,310
19-1099	Life Scientists, All Other	12	\$28.78	\$21.79	\$26.06	\$36.81	\$59,849
33-9092	Lifeguards, Ski Patrol, Recreational Protective Svc Wkrs		\$10.24	\$9.35	\$9.57	\$10.90	\$21,296
43-4131	Loan Interviewers & Clerks	176	\$17.58	\$14.51	\$16.99	\$20.08	\$36,566
13-2072	Loan Officers	238	\$39.78	\$30.05	\$37.78	\$46.70	\$82,746
13-1081	Logisticians	107	\$38.17	\$28.78	\$36.19	\$46.12	\$79,398
53-7063	Machine Feeders & Offbearers	159	\$13.08	\$10.61	\$11.54	\$15.24	\$27,209
51-4041	Machinists	133	\$22.85	\$17.73	\$21.71	\$28.27	\$47,534
29-2035	Magnetic Resonance Imaging Technologists	49	\$35.64	\$31.63	\$35.40	\$40.88	\$74,141
37-2012	Maids & Housekeeping Cleaners	558	\$10.05	\$9.30	\$9.48	\$10.59	\$20,901
49-9071	Maintenance and Repair Workers, General	1,063	\$23.16	\$14.77	\$20.53	\$27.95	\$48,156
49-9043	Maintenance Wkrs, Machinery	57	\$18.97	\$16.66	\$18.93	\$21.46	\$39,460
13-1111	Management Analysts	125	\$37.80	\$25.36	\$35.90	\$48.87	\$78,632
13-1161	Market Research Analysts	170	\$28.07	\$20.37	\$25.08	\$34.00	\$58,387
11-2021	Marketing Mgrs	55	\$54.58	\$42.12	\$55.30	\$69.42	\$113,510
31-9011	Massage Therapists		\$25.24	\$13.56	\$28.91	\$33.29	\$52,494
17-2131	Materials Engineers	21	\$42.27	\$33.64	\$39.33	\$49.13	\$87,910
51-3022	Meat, Poultry, & Fish Cutters & Trimmers	50	\$11.91	\$9.47	\$10.87	\$13.68	\$24,757
17-3013	Mechanical Drafters	26	\$29.39	\$22.13	\$26.95	\$38.10	\$61,116
17-3027	Mechanical Engineering Technicians	55	\$29.79	\$21.54	\$29.77	\$39.40	\$61,969
17-2141	Mechanical Engineers	453	\$49.69	\$38.80	\$48.91	\$58.39	\$103,361
49-1011	Mechanics, Installers, Repairers, 1st-Ln Spvrs/Mgrs	316	\$31.51	\$21.24	\$30.98	\$39.81	\$65,538
29-2012	Medical & Clinical Laboratory Technicians	43	\$20.45	\$16.95	\$19.91	\$22.86	\$42,521
29-2011	Medical & Clinical Laboratory Technologists	118	\$26.64	\$23.59	\$26.48	\$29.35	\$55,403
11-9111	Medical & Health Svcs Mgrs	183	\$43.81	\$33.81	\$41.26	\$51.94	\$91,115
21-1022	Medical & Public Health Social Wkrs	62	\$25.09	\$21.76	\$25.51	\$28.54	\$52,178

SOC Code	Kennewick-Richland-Pasco, WA MSA Occupational Title	Estimated Employment	Average Wage	Percentiles			Annual Wage
				25th	50th	75th	
31-9092	Medical Assistants	455	\$15.12	\$13.28	\$15.45	\$17.20	\$31,452
31-9093	Medical Equipment Preparers	34	\$15.28	\$13.71	\$15.86	\$17.37	\$31,796
29-2071	Medical Records & Health Information Technicians	192	\$16.47	\$13.32	\$16.10	\$18.82	\$34,252
19-1042	Medical Scientists, Not Epidemiologists		\$52.40	\$21.74	\$36.34	\$68.51	\$108,991
43-6013	Medical Secretaries	466	\$17.45	\$15.13	\$16.90	\$18.72	\$36,287
31-9094	Medical Transcriptionists		\$19.41	\$16.12	\$18.29	\$22.15	\$40,369
21-1014	Mental Health Counselors		\$21.43	\$17.61	\$20.66	\$23.97	\$44,562
27-1026	Merchandise Displayers & Window Trimmers	86	\$12.20	\$10.13	\$11.58	\$13.75	\$25,393
43-5041	Meter Readers, Utilities	33	\$22.34	\$18.91	\$22.87	\$26.10	\$46,472
11-9199	Mgrs, All Other	335	\$63.67	\$54.75	\$63.77	\$72.14	\$132,429
25-2022	Middle School Teachers (Not Special Ed & Vocational)	492					\$59,230
49-9044	Millwrights	41	\$33.17	\$31.69	\$33.73	\$35.76	\$68,996
51-9023	Mixing & Blending Machine Setters, Ops, & Tenders		\$15.61	\$12.06	\$15.54	\$17.71	\$32,467
49-3042	Mobile Heavy Equipment Mechanics, Not Engines	152	\$26.82	\$24.58	\$26.84	\$29.15	\$55,781
39-4031	Morticians, Undertakers, and Funeral Directors	14	\$24.99	\$13.05	\$21.15	\$38.92	\$51,972
49-3052	Motorcycle Mechanics	30	\$19.60	\$18.05	\$19.95	\$21.69	\$40,754
27-2042	Musicians & Singers		\$37.61	\$11.37	\$49.83	\$54.59	
11-9121	Natural Sciences Mgrs	177	\$71.52	\$55.37	\$70.28	\$84.86	\$148,753
15-1142	Network and Computer Systems Administrators	164	\$36.84	\$30.11	\$35.59	\$43.88	\$76,611
43-4141	New Accounts Clerks	31	\$17.99	\$16.35	\$17.75	\$19.34	\$37,421
39-2021	Nonfarm Animal Caretakers	75	\$11.60	\$9.37	\$10.26	\$11.70	\$24,134
41-1012	Non-Retail Sales Wkrs, 1st-Line Spvrs of	147	\$32.13	\$26.04	\$30.52	\$35.10	\$66,823
17-2161	Nuclear Engineers	391	\$50.69	\$42.65	\$51.27	\$58.63	\$105,443
29-2033	Nuclear Medicine Technologists	15	\$38.68	\$34.47	\$38.35	\$43.16	\$80,448
19-4051	Nuclear Technicians	80					
29-1171	Nurse Practitioners	127	\$47.86	\$41.43	\$46.92	\$54.70	\$99,550
31-1014	Nursing Assistants	622	\$13.16	\$10.99	\$12.92	\$15.06	\$27,376
29-1064	Obstetricians & Gynecologists	28	\$121.36	\$91.39	\$91.68	\$91.97	\$252,445
29-9011	Occupational Health & Safety Specialists	324	\$37.55	\$29.98	\$36.99	\$44.10	\$78,100
29-9012	Occupational Health & Safety Technicians		\$32.80	\$28.23	\$33.00	\$37.46	\$68,238
31-2011	Occupational Therapist Assistants	15	\$27.22	\$21.56	\$25.95	\$31.70	\$56,601
29-1122	Occupational Therapists	47	\$36.96	\$32.18	\$36.63	\$43.13	\$76,863
43-1011	Office & Admin Support Wkrs, 1st-Line Spvrs of	697	\$25.72	\$18.22	\$24.41	\$30.45	\$53,483
43-9199	Office & Administrative Support Wkrs, All Other	256	\$18.45	\$15.09	\$18.41	\$21.81	\$38,368
43-9061	Office Clerks, General	1,521	\$14.84	\$11.40	\$14.04	\$17.34	\$30,861
43-9071	Office Machine Operators, Not Computer	19	\$18.92	\$16.12	\$17.95	\$21.09	\$39,351
47-2073	Operating Engineers/Construction Equipment Ops	287	\$30.92	\$25.72	\$29.21	\$36.48	\$64,319
29-2081	Opticians, Dispensing	55	\$15.07	\$12.18	\$13.99	\$17.38	\$31,354
29-1041	Optometrists	34	\$77.64	\$48.11	\$64.96	\$91.23	\$161,484
43-4151	Order Clerks	174	\$14.06	\$9.95	\$12.90	\$15.91	\$29,238
31-1015	Orderlies	24	\$13.91	\$12.62	\$13.51	\$14.40	\$28,914
49-3053	Outdoor Power Equipment & Other Small Engine Mechanics	53	\$13.85	\$11.58	\$13.05	\$14.59	\$28,803
51-9111	Packaging & Filling Machine Operators & Tenders	756	\$12.99	\$10.66	\$12.37	\$14.42	\$27,018
53-7064	Packers & Packagers, Hand	452	\$10.13	\$9.35	\$9.50	\$9.82	\$21,070
47-2141	Painters, Construction & Maintenance	201	\$24.40	\$18.21	\$23.78	\$31.91	\$50,760
51-9122	Painters, Transportation Equipment		\$17.64	\$16.05	\$17.12	\$18.19	\$36,698
23-2011	Paralegals & Legal Assistants		\$17.77	\$13.64	\$15.65	\$20.94	\$36,957
53-6021	Parking Lot Attendants		\$12.83	\$10.32	\$12.25	\$14.26	\$26,682
41-2022	Parts Salespersons	265	\$14.72	\$11.16	\$13.54	\$17.44	\$30,635
43-3051	Payroll & Timekeeping Clerks	143	\$16.92	\$12.83	\$16.01	\$20.69	\$35,193
29-1065	Pediatricians, General		\$81.75	\$76.64	\$82.43	\$88.22	\$170,045
39-9021	Personal & Home Care Aides	316	\$10.62	\$9.97	\$10.61	\$11.25	\$22,080
13-2052	Personal Financial Advisors	52	\$63.75	\$31.38	\$47.19	\$87.72	\$132,607
39-1021	Personal Svc Wkrs, 1st-Line Supervisors/Mgrs of	60	\$18.82	\$13.56	\$17.39	\$22.31	\$39,162
37-3012	Pesticide Handlers, Sprayers, & Applicators, Vegetation	21	\$16.79	\$12.97	\$14.86	\$20.93	\$34,933
29-1051	Pharmacists	124	\$59.21	\$53.48	\$60.70	\$67.66	\$123,154
31-9095	Pharmacy Aides		\$12.28	\$9.99	\$12.42	\$14.02	\$25,536
29-2052	Pharmacy Technicians	155	\$18.60	\$16.10	\$18.42	\$21.34	\$38,699
31-9097	Phlebotomists	104	\$13.95	\$12.56	\$13.59	\$14.62	\$29,016
27-4021	Photographers	24	\$13.15	\$9.57	\$12.02	\$14.60	\$27,337
51-9151	Photographic Process Workers & Machine Operators	22	\$14.34	\$12.45	\$14.49	\$16.53	\$29,823
29-1069	Phys/Surgeons, A/O (Cardiologists, Dermatologists, etc)	215	\$102.73	\$82.85	\$91.33	\$91.85	\$213,694

SOC Code	Kennewick-Richland-Pasco, WA MSA Occupational Title	Estimated Employment	Average Wage	Percentiles 25th	Percentiles 50th	Percentiles 75th	Annual Wage
31-2022	Physical Therapist Aides	47	\$11.93	\$10.64	\$11.74	\$13.31	\$24,814
31-2021	Physical Therapist Assistants	34	\$25.02	\$22.35	\$25.10	\$27.73	\$52,035
29-1123	Physical Therapists	144	\$43.39	\$35.64	\$41.13	\$45.81	\$90,254
29-1071	Physician Assistants	47	\$47.00	\$39.86	\$43.60	\$51.43	\$97,767
19-2012	Physicists	241	\$50.32	\$40.22	\$50.14	\$62.90	\$104,666
47-2151	Pipelayers	91	\$28.23	\$24.22	\$30.35	\$33.66	\$58,716
47-2161	Plasterers & Stucco Masons	84	\$18.08	\$15.81	\$17.23	\$18.65	\$37,606
47-2152	Plumbers, Pipefitters, & Steamfitters	394	\$30.82	\$22.01	\$31.70	\$36.79	\$64,108
33-1012	Police & Detectives, 1st-Line Supervisors/Mgrs of	81	\$45.04	\$39.38	\$45.80	\$52.55	\$93,674
33-3051	Police & Sheriff's Patrol Officers	393	\$34.19	\$30.43	\$34.60	\$40.43	\$71,108
43-5051	Postal Svc Clerks	36	\$24.50	\$25.87	\$25.88	\$26.44	\$50,958
43-5052	Postal Svc Mail Carriers	191	\$25.89	\$24.36	\$27.53	\$27.54	\$53,858
43-5053	Postal Svc Mail Sorters/Processors/Processing Mach Ops	51	\$22.99	\$23.70	\$25.83	\$25.88	\$47,816
25-2011	Preschool Teachers, Not Special Education	215	\$12.71	\$10.35	\$11.70	\$14.17	\$26,431
51-6021	Pressers, Textile, Garment, & Related Materials	16	\$9.65	\$9.25	\$9.33	\$9.72	\$20,071
51-5112	Printing Press Operators	56	\$14.76	\$9.78	\$13.09	\$17.53	\$30,706
21-1092	Probation Officers & Correctional Treatment Specialists	95	\$24.64	\$23.90	\$24.78	\$26.06	\$51,263
43-3061	Procurement Clerks	39	\$20.98	\$17.86	\$20.90	\$23.95	\$43,637
27-2012	Producers & Directors	11	\$16.10	\$14.80	\$16.52	\$18.05	\$33,488
51-1011	Production & Operating Wkrs, 1st-Line Spvrs of	315	\$29.68	\$18.45	\$25.35	\$37.39	\$61,737
51-9199	Production Wkrs, All Other	86	\$20.94	\$13.08	\$16.23	\$31.29	\$43,558
51-9198	Production Worker Helpers	315	\$11.72	\$10.11	\$11.33	\$13.14	\$24,383
43-5061	Production, Planning, & Expediting Clerks	140	\$23.01	\$16.56	\$22.49	\$27.73	\$47,854
11-9141	Property, Real Estate, & Community Association Mgrs	85	\$26.15	\$20.42	\$22.66	\$27.10	\$54,385
33-1099	Protective Svc Wkrs A/O, 1st-Line Spvrs of	46	\$31.13	\$24.60	\$31.10	\$35.80	\$64,746
33-9099	Protective Svc Wkrs, All Other	54					
27-3012	Public Address System & Other Announcers	13	\$23.13	\$14.72	\$21.86	\$26.06	\$48,106
11-2031	Public Relations Mgrs	26	\$52.13	\$42.69	\$53.56	\$62.62	\$108,423
27-3031	Public Relations Specialists	120	\$33.95	\$23.31	\$33.80	\$43.53	\$70,612
13-1023	Purchasing Agents (Not Wholesale/Retail/Farm Prodcnts)	425	\$35.40	\$27.07	\$33.69	\$43.73	\$73,633
11-3061	Purchasing Mgrs	93	\$58.31	\$50.09	\$58.40	\$67.89	\$121,282
49-2021	Radio Mechanics	24	\$19.69	\$16.35	\$18.87	\$22.20	\$40,962
29-2034	Radiologic Technologists & Technicians	132	\$26.25	\$23.24	\$26.49	\$29.53	\$54,598
41-9022	Real Estate Sales Agents	77	\$30.68	\$13.54	\$29.44	\$41.77	\$63,801
43-4171	Receptionists & Information Clerks	928	\$13.08	\$11.32	\$12.99	\$14.48	\$27,197
39-9032	Recreation Wkrs		\$11.46	\$9.31	\$9.47	\$11.02	\$23,828
29-1125	Recreational Therapists		\$14.25	\$10.73	\$11.84	\$14.58	\$29,637
49-3092	Recreational Vehicle Svc Technicians	66	\$19.41	\$16.20	\$18.74	\$22.16	\$40,388
29-1141	Registered Nurses	1,544	\$32.99	\$27.21	\$31.72	\$37.71	\$68,636
21-1015	Rehabilitation Counselors	114	\$20.74	\$16.70	\$20.73	\$24.79	\$43,133
27-3022	Reporters & Correspondents	25	\$13.90	\$12.31	\$13.52	\$14.73	\$28,912
29-1126	Respiratory Therapists	44	\$28.34	\$25.53	\$28.37	\$32.06	\$58,961
41-1011	Retail Sales Wkrs, 1st-Line Supervisors/Mgrs of	1,020	\$20.22	\$14.79	\$18.17	\$23.41	\$42,054
41-2031	Retail Salespersons	4,026	\$12.33	\$9.57	\$10.83	\$13.11	\$25,639
47-2181	Roofers	103	\$20.54	\$17.16	\$20.82	\$23.68	\$42,737
41-9099	Sales & Related Wkrs, All Other	65	\$16.41	\$10.94	\$13.39	\$23.82	\$34,131
11-2022	Sales Mgrs	114	\$48.91	\$32.38	\$44.20	\$58.41	\$101,722
41-3099	Sales Reps, Svcs, All Other	282	\$22.87	\$16.26	\$19.59	\$23.49	\$47,566
41-4012	Sales Reps, Wholesale/Manuf (Not Tech/Sci Prdcts)	695	\$25.64	\$14.45	\$22.36	\$35.77	\$53,334
41-4011	Sales Reps, Wholesale/Manuf, Tech.Scientific Prdcts	141	\$35.92	\$17.83	\$32.97	\$52.06	\$74,720
25-2031	Secondary School Teachers (Not Special/Voc Ed)	649					\$61,507
43-6014	Secretaries, Not Legal, Medical, & Executive	1,488	\$17.64	\$14.56	\$17.37	\$20.90	\$36,682
41-3031	Securities, Commodities, & Financial Svcs Sales Agents	67	\$26.09	\$18.46	\$22.96	\$29.93	\$54,284
33-9032	Security Guards	487	\$17.78	\$10.67	\$17.06	\$25.02	\$36,997
25-3021	Self-Enrichment Education Teachers	99	\$17.17	\$13.41	\$16.47	\$18.98	\$35,724
51-9012	Separating & Filtering Machine Setters/Ops/Tndrs	202	\$16.58	\$11.25	\$14.17	\$21.27	\$34,482
47-4071	Septic Tank Svcrs & Sewer Pipe Cleaners	30	\$15.11	\$12.99	\$14.18	\$16.77	\$31,439
51-6031	Sewing Machine Operators	17	\$11.00	\$10.14	\$10.84	\$11.55	\$22,877
47-2211	Sheet Metal Wkrs	317	\$26.21	\$17.09	\$29.15	\$33.94	\$54,510
43-5071	Shipping, Receiving, & Traffic Clerks	261	\$15.54	\$11.77	\$15.09	\$17.97	\$32,327
39-5094	Skin Care Specialists		\$13.64	\$9.28	\$9.56	\$16.88	\$28,386
51-3023	Slaughtering & Meat Packers	27	\$12.97	\$10.60	\$11.85	\$15.64	\$26,981

SOC Code	Kennewick-Richland-Pasco, WA MSA Occupational Title	Estimated Employment	Average Wage	Percentiles			Annual Wage
				25th	50th	75th	
11-9151	Social & Community Svc Mgrs	78	\$30.59	\$21.74	\$28.20	\$37.90	\$63,630
21-1093	Social & Human Svc Assistants	280	\$14.08	\$10.88	\$13.36	\$16.92	\$29,285
19-3099	Social Scientists & Related Wkrs, All Other		\$42.28	\$30.11	\$37.45	\$56.27	\$87,952
21-1029	Social Wkrs, All Other	25	\$16.18	\$11.17	\$15.47	\$17.88	\$33,645
19-1013	Soil & Plant Scientists	80	\$30.31	\$18.31	\$27.18	\$39.97	\$63,043
25-2052	Special Educ Teachers, Kindergarten, Elementary School	121					\$57,239
25-2053	Special Education Teachers, Middle School	63					\$56,359
25-2051	Special Education Teachers, Preschool	24					\$61,538
25-2054	Special Education Teachers, Secondary School	81					\$60,613
29-1127	Speech-Language Pathologists	54	\$34.79	\$29.45	\$33.42	\$37.29	\$72,352
15-2041	Statisticians	34	\$29.48	\$24.78	\$28.74	\$29.59	\$61,307
43-5081	Stock Clerks & Order Fillers	1,138	\$13.99	\$9.86	\$11.96	\$16.40	\$29,099
21-1011	Substance Abuse & Behavioral Disorder Counselors		\$20.15	\$14.82	\$19.45	\$23.42	\$41,906
25-3098	Substitute teachers	703	\$15.59	\$14.19	\$15.76	\$17.28	\$32,429
29-1067	Surgeons		\$128.56	\$91.23	\$91.23	\$91.23	\$267,407
29-2055	Surgical Technologists		\$22.62	\$19.63	\$22.91	\$26.46	\$47,057
17-3031	Surveying & Mapping Technicians	25	\$22.53	\$19.67	\$22.28	\$25.68	\$46,873
17-1022	Surveyors	54	\$32.55	\$25.65	\$32.28	\$40.62	\$67,693
53-6031	Svc Station Attendants		\$11.06	\$9.53	\$10.26	\$11.91	\$23,007
43-2011	Switchboard Operators, Including Answering Svc	54	\$15.39	\$12.01	\$14.89	\$17.58	\$32,010
51-6052	Tailors, Dressmakers, & Custom Sewers		\$12.53	\$10.69	\$12.06	\$14.11	\$26,061
47-2082	Tapers	74	\$21.36	\$17.09	\$19.99	\$25.42	\$44,421
13-2082	Tax Preparers	96	\$16.84	\$13.23	\$15.78	\$19.58	\$35,030
53-3041	Taxi Drivers & Chauffeurs	74	\$11.53	\$10.01	\$11.27	\$13.05	\$23,983
25-9041	Teacher Assistants	1,511					\$27,479
25-3099	Teachers & Instructors, All Other	250					\$41,110
51-2092	Team Assemblers	47	\$12.05	\$10.07	\$11.37	\$13.60	\$25,068
27-3042	Tech Writers	99	\$35.65	\$26.69	\$36.35	\$44.11	\$74,154
49-2022	Telecom Equipment Installers & Repairers (Not Line)		\$18.55	\$12.94	\$14.20	\$22.09	\$38,590
49-9052	Telecommunications Line Installers & Repairers		\$22.59	\$20.03	\$22.31	\$25.76	\$46,977
41-9041	Telemarketers		\$12.67	\$10.03	\$11.29	\$13.75	\$26,363
43-3071	Tellers	265	\$13.32	\$11.56	\$13.19	\$14.66	\$27,713
47-2044	Tile & Marble Setters		\$21.74	\$17.04	\$19.79	\$26.22	\$45,227
49-3093	Tire Repairers & Changers	117	\$11.79	\$9.60	\$10.63	\$12.27	\$24,521
23-2093	Title Examiners, Abstractors, & Searchers	16	\$18.56	\$16.39	\$18.94	\$21.22	\$38,614
11-3131	Training and Development Managers	32	\$55.14	\$46.12	\$53.49	\$65.33	\$114,689
13-1151	Training and Development Specialists	173	\$37.82	\$27.98	\$39.65	\$49.43	\$78,681
33-9093	Transportation Security Screeners	42	\$16.20	\$14.17	\$14.39	\$17.99	\$33,708
11-3071	Transportation, Storage, & Distribution Mgrs	44	\$42.86	\$32.59	\$39.71	\$55.20	\$89,143
53-1031	Transpntn/Material-Mvng Vehicle Ops, 1st-Ln Spvrs of	175	\$25.60	\$19.61	\$25.07	\$32.28	\$53,242
53-3032	Truck Drivers, Heavy & Tractor-Trailer	875	\$17.58	\$13.97	\$16.79	\$20.65	\$36,574
53-3033	Truck Drivers, Light or Delivery Svcs	636	\$12.92	\$9.47	\$11.25	\$14.91	\$26,873
19-3051	Urban & Regional Planners	63	\$34.04	\$27.61	\$33.95	\$40.92	\$70,791
29-1131	Veterinarians	39	\$54.02	\$39.96	\$52.51	\$70.28	\$112,364
31-9096	Veterinary Assistants & Laboratory Animal Caretakers	53	\$11.67	\$10.22	\$11.46	\$13.09	\$24,269
29-2056	Veterinary Technologists & Technicians	38	\$17.30	\$15.81	\$17.19	\$18.57	\$35,982
25-1194	Vocational Education Teachers, Postsecondary	181	\$25.72	\$15.90	\$22.15	\$34.26	\$53,487
25-2032	Vocational Education Teachers, Secondary School	117					\$59,966
35-3031	Waiters & Waitresses	1,243	\$11.68	\$9.31	\$10.02	\$13.36	\$24,303
51-8031	Water & Liquid Waste Treatment Plant & System Ops	64	\$23.15	\$20.49	\$23.25	\$26.42	\$48,163
15-1134	Web Developers	29	\$24.12	\$16.90	\$20.40	\$31.25	\$50,179
43-5111	Weighers, Measurers, Checkers, Samplers - Recordkeeping	101	\$13.83	\$12.28	\$13.67	\$15.08	\$28,766
51-4121	Welders, Cutters, Solderers, & Brazers	201	\$19.49	\$16.04	\$17.88	\$21.78	\$40,541
13-1022	Wholesale & Retail Buyers, Not Farm Products	30	\$25.45	\$19.94	\$25.35	\$28.54	\$52,932
19-1023	Zoologists & Wildlife Biologists		\$30.82	\$21.98	\$27.37	\$36.37	\$64,096

Lewiston, ID-Clarkston, WA MSA
2013 Occupational Employment
and Wage Estimates
Includes Nez Pierce, ID and Asotin, WA Counties



SOC Code	Lewiston-Clarkston, ID-WA MSA Occupational Title	Estimated Employment	Average Wage	Percentiles			Annual Wage
				25th	50th	75th	
13-2011	Accountants & Auditors	157	\$29.47	\$21.11	\$27.29	\$32.67	\$61,289
11-3011	Administrative Svcs Mgrs	55	\$27.57	\$17.52	\$21.72	\$35.16	\$57,351
41-3011	Advertising Sales Agents	19	\$16.48	\$12.34	\$13.92	\$20.34	\$34,264
39-3091	Amusement & Recreation Attendants	20	\$9.26	\$8.33	\$9.18	\$9.74	\$19,258
49-3021	Automotive Body & Related Repairers	31	\$18.42	\$13.73	\$19.20	\$21.85	\$38,323
49-3023	Automotive Svc Technicians & Mechanics	145	\$21.80	\$15.75	\$18.80	\$22.79	\$45,340
51-3011	Bakers	43	\$16.02	\$13.00	\$16.22	\$18.91	\$33,329
35-3011	Bartenders	191	\$9.95	\$8.18	\$8.93	\$9.89	\$20,697
43-3011	Bill & Account Collectors	38	\$15.81	\$13.14	\$14.36	\$16.57	\$32,894
43-3021	Billing & Posting Clerks & Machine Operators	105	\$16.08	\$13.80	\$16.07	\$18.07	\$33,439
19-4021	Biological Technicians	32	\$14.93	\$12.62	\$14.50	\$16.75	\$31,061
43-3031	Bookkeeping, Accounting, & Auditing Clerks	367	\$16.15	\$13.00	\$16.36	\$18.63	\$33,582
49-3031	Bus & Truck Mechanics & Diesel Engine Specialists	49	\$20.70	\$15.02	\$20.31	\$25.48	\$43,067
53-3022	Bus Drivers, School	63	\$15.41	\$12.88	\$16.28	\$18.69	\$32,052
53-3021	Bus Drivers, Transit & Intercity	26	\$14.60	\$13.26	\$14.43	\$15.79	\$30,375
51-7011	Cabinetmakers & Bench Carpenters	11	\$16.88	\$13.83	\$16.75	\$20.02	\$35,116
47-2031	Carpenters	117	\$17.73	\$15.70	\$17.31	\$19.22	\$36,870
41-2011	Cashiers	814	\$10.58	\$8.46	\$9.30	\$11.47	\$22,011
47-2051	Cement Masons & Concrete Finishers	33	\$17.55	\$12.55	\$17.22	\$21.28	\$36,524
35-1011	Chefs & Head Cooks	37	\$12.17	\$9.87	\$11.34	\$13.79	\$25,306
11-1011	Chief Executives	30	\$41.19	\$8.65	\$43.01	\$56.75	\$85,667
39-9011	Child Care Wkrs	252	\$8.44	\$8.06	\$8.61	\$9.17	\$17,551
21-1021	Child, Family, & School Social Wkrs	93	\$17.58	\$13.15	\$15.82	\$20.89	\$36,566
17-3022	Civil Engineering Technicians	30	\$22.78	\$20.23	\$23.00	\$25.64	\$47,371
17-2051	Civil Engineers	25	\$33.11	\$27.75	\$33.65	\$40.50	\$68,862
13-1031	Claims Adjusters, Examiners, & Investigators	20	\$26.48	\$15.38	\$27.89	\$34.53	\$55,078
53-7061	Cleaners of Vehicles & Equipment	61	\$10.71	\$8.90	\$10.34	\$11.70	\$22,291
19-3031	Clinical, Counseling, & School Psychologists	35	\$32.44	\$19.52	\$26.03	\$32.69	\$67,463
27-2022	Coaches & Scouts	44					\$35,134
51-9121	Coating/Painting/Spraying Machine Setters/Ops/Tenders		\$15.71	\$12.00	\$14.50	\$17.47	\$32,691
35-3021	Comb Food Preparation & Serving Wkrs, Inc Fast Food	440	\$9.75	\$8.69	\$9.33	\$10.61	\$20,271
13-1141	Compensation, Benefits, and Job Analysis Specialists	19	\$26.24	\$20.96	\$25.31	\$30.08	\$54,580
13-1041	Compliance Ofcra (Not Ag/Const/Safety/Transportn)	41	\$24.09	\$15.84	\$19.65	\$31.68	\$50,105
11-3021	Computer & Information Systems Mgrs	20	\$42.14	\$31.67	\$36.73	\$43.27	\$87,651
15-1152	Computer Network Support Specialists	18	\$24.45	\$19.11	\$22.20	\$31.98	\$50,845
15-1131	Computer Programmers	31	\$29.28	\$21.65	\$26.83	\$37.65	\$60,913
15-1151	Computer Support Specialists	73	\$18.26	\$14.35	\$17.48	\$22.27	\$37,963
49-2011	Computer, Automated Teller, & Office Machine Repairers	13	\$18.02	\$12.35	\$16.33	\$24.62	\$37,465
47-4011	Construction & Building Inspectors	12	\$24.15	\$20.87	\$21.92	\$28.72	\$50,232
47-2061	Construction Laborers	142	\$14.94	\$11.93	\$13.97	\$17.88	\$31,069
11-9021	Construction Mgrs	24	\$42.25	\$27.63	\$37.15	\$48.25	\$87,890
47-1011	Construction Trades/Extraction Wkrs, 1st-Ln Spvrs	66	\$26.46	\$20.29	\$24.34	\$31.44	\$55,031
49-9012	Control & Valve Installers & Repairers (Not Mech Door)	36	\$18.84	\$15.51	\$19.04	\$21.89	\$39,170
35-2011	Cooks, Fast Food	254	\$8.46	\$8.11	\$8.77	\$9.26	\$17,596
35-2012	Cooks, Institution & Cafeteria	81	\$11.20	\$9.65	\$10.89	\$13.15	\$23,306
35-2014	Cooks, Restaurant	149	\$10.91	\$9.61	\$10.83	\$12.38	\$22,684
33-3012	Correctional Officers & Jailers	41	\$17.03	\$15.01	\$17.09	\$19.50	\$35,437
13-1051	Cost Estimators	37	\$31.42	\$24.66	\$29.87	\$37.44	\$65,349
41-2021	Counter & Rental Clerks	64	\$15.38	\$9.63	\$12.85	\$20.84	\$31,984
35-3022	Counter Attendants, Cafeteria, Concession, Coffee Shop	311	\$9.79	\$9.15	\$9.37	\$10.38	\$20,358
43-4031	Court, Municipal, & License Clerks	44	\$17.43	\$14.19	\$17.31	\$20.61	\$36,238
53-7021	Crane & Tower Operators	28	\$18.85	\$14.80	\$19.83	\$21.88	\$39,221
43-4051	Customer Svc Reps	283	\$14.52	\$10.04	\$13.82	\$18.88	\$30,198
43-9021	Data Entry Keyers	13	\$14.32	\$10.95	\$13.74	\$17.70	\$29,800
15-1141	Database Administrators	12	\$24.08	\$18.37	\$21.74	\$28.19	\$50,100
31-9091	Dental Assistants	50	\$17.76	\$13.41	\$16.77	\$22.71	\$36,943

SOC Code	Lewiston-Clarkston, ID-WA MSA Occupational Title	Estimated Employment	Average Wage	Percentiles			Annual Wage
				25th	50th	75th	
29-2021	Dental Hygienists	42	\$36.25	\$32.39	\$36.94	\$41.47	\$75,400
33-3021	Detectives & Criminal Investigators	12	\$26.41	\$25.18	\$26.94	\$28.69	\$54,928
35-9021	Dishwashers	147	\$8.81	\$8.21	\$8.91	\$9.58	\$18,316
43-5032	Dispatchers, Not Police, Fire, & Ambulance	20	\$17.52	\$13.28	\$14.90	\$19.58	\$36,436
53-3031	Driver/Sales Wkrs	195	\$13.15	\$8.61	\$9.86	\$16.43	\$27,349
47-2081	Drywall & Ceiling Tile Installers	17	\$19.64	\$19.08	\$20.93	\$22.78	\$40,868
11-9031	Educ Administrators, Preschool/Child Care Center/Pgms	12	\$23.62	\$16.04	\$17.44	\$36.53	\$49,131
11-9032	Education Administrators, Elem & Secondary School	41					\$99,070
21-1012	Educational, Vocational, & School Counselors	29	\$24.17	\$20.38	\$23.75	\$28.60	\$50,260
49-2092	Electric Motor, Power Tool, & Related Repairers	16	\$19.89	\$12.47	\$18.72	\$27.56	\$41,372
49-9051	Electrical Power-Line Installers & Repairers	33	\$41.38	\$39.21	\$42.46	\$45.70	\$86,071
49-2094	Electrical/Electronics Repairers, Industrial Equipmt	25	\$30.75	\$25.39	\$28.55	\$34.92	\$63,960
47-2111	Electricians	157					
25-2021	Elementary School Teachers, Not Special Education	225					\$50,846
43-4061	Eligibility Interviewers, Government Programs	30	\$19.73	\$16.26	\$20.90	\$22.48	\$41,032
13-1071	Employment, Recruitment, & Placement Specialists	29	\$24.16	\$20.05	\$22.93	\$27.80	\$50,255
11-9041	Engineering Mgrs	41	\$44.99	\$34.90	\$40.55	\$55.78	\$93,565
43-6011	Executive Secretaries & Administrative Assistants	54	\$21.47	\$17.17	\$20.86	\$24.99	\$44,659
45-4021	Fallers	14	\$26.75	\$23.52	\$28.18	\$32.06	\$55,639
29-1062	Family & General Practitioners	26	\$91.65	\$53.22	\$90.73	\$91.23	\$190,649
43-4071	File Clerks	15	\$10.84	\$8.89	\$9.79	\$12.69	\$22,546
11-3031	Financial Mgrs	70	\$37.60	\$25.80	\$35.50	\$44.02	\$78,216
33-1021	Fire Fighting & Prevention Wkrs, 1st-Ln Spvrs of	17	\$32.15	\$26.68	\$29.56	\$35.47	\$66,885
35-1012	Food Preparation & Serving Wkrs, 1st-Ln Spvrs of	170	\$12.89	\$10.29	\$12.02	\$15.16	\$26,826
35-2021	Food Preparation Wkrs	57	\$9.57	\$8.47	\$9.37	\$10.74	\$19,918
35-3041	Food Servers, Nonrestaurant	37	\$10.04	\$8.55	\$9.87	\$11.39	\$20,890
11-9051	Food Svc Mgrs	25	\$16.46	\$14.45	\$16.41	\$18.07	\$34,235
11-1021	General & Operations Mgrs	365	\$36.20	\$21.41	\$33.13	\$44.53	\$75,293
27-1024	Graphic Designers	15	\$17.21	\$12.95	\$14.68	\$20.99	\$35,811
39-5012	Hairdressers, Hairstylists, & Cosmetologists	62	\$9.78	\$8.39	\$9.29	\$11.22	\$20,331
17-2111	Health & Safety Engineers (Not Mining)	19	\$22.58	\$20.60	\$21.85	\$23.11	\$46,971
31-9099	Healthcare Support Wkrs, All Other	33	\$13.78	\$11.15	\$13.04	\$15.77	\$28,668
49-9021	Heating, Air Cond, Refrigeration Mechanics & Installers	23	\$18.69	\$14.01	\$17.46	\$24.68	\$38,874
53-1021	Helpers, Laborers, & Material Movers, 1st-Ln Spvrs of	18	\$18.51	\$14.81	\$18.74	\$21.73	\$38,502
47-4051	Highway Maintenance Wkrs	59	\$18.01	\$15.23	\$17.96	\$19.83	\$37,469
31-1011	Home Health Aides	204	\$11.02	\$10.02	\$10.93	\$11.96	\$22,934
43-4081	Hotel, Motel, & Resort Desk Clerks	35	\$9.12	\$8.40	\$9.22	\$10.24	\$18,976
37-1011	Housekeeping/Janitorial Wkrs, 1st-Line Spvrs	18	\$18.61	\$14.57	\$17.87	\$21.77	\$38,711
43-4161	Human Resources Assistants, Not Payroll & Timekeeping	23	\$19.30	\$15.46	\$18.67	\$22.76	\$40,152
11-3121	Human Resources Managers	10	\$36.57	\$31.00	\$35.85	\$42.33	\$76,061
49-9041	Industrial Machinery Mechanics	45	\$23.25	\$19.25	\$22.08	\$26.68	\$48,359
11-3051	Industrial Production Mgrs		\$30.26	\$23.14	\$27.51	\$39.39	\$62,946
53-7051	Industrial Truck & Tractor Operators	90	\$14.21	\$10.10	\$14.45	\$17.78	\$29,571
51-9061	Inspectors, Testers, Sorters, Samplers, & Weighers	63	\$17.46	\$15.63	\$17.12	\$18.60	\$36,319
49-9098	Installation, Maintenance, & Repair Helpers	28	\$10.15	\$8.51	\$9.41	\$10.82	\$21,112
49-9099	Installation, Maintenance, & Repair Wkrs, A/O	19	\$20.51	\$14.33	\$22.48	\$25.59	\$42,658
43-9041	Insurance Claims & Policy Processing Clerks	33	\$19.07	\$15.56	\$17.46	\$19.82	\$39,655
41-3021	Insurance Sales Agents	58	\$30.84	\$17.36	\$21.09	\$28.67	\$64,151
43-4111	Interviewers, Not Eligibility & Loan	47					
37-2011	Janitors & Cleaners, Not Maids & Housekeeping Cleaners	379	\$11.78	\$8.34	\$11.03	\$14.22	\$24,498
23-1023	Judges, Magistrate Judges, & Magistrates		\$40.34	\$25.90	\$36.67	\$52.76	\$83,922
25-2012	Kindergarten Teachers, Not Special Education	22					\$46,342
53-7062	Laborers & Freight, Stock, & Material Movers, Hand	128	\$12.48	\$9.54	\$12.65	\$15.02	\$25,961
37-1012	Landscape, Lawn, Groundskeep Wkrs, 1st-Line Spvrs of	18	\$15.75	\$11.76	\$14.08	\$17.80	\$32,754
37-3011	Landscaping & Groundskeeping Wkrs	108	\$14.25	\$10.91	\$12.82	\$14.21	\$29,646
51-6011	Laundry & Dry-Cleaning Wkrs	32	\$10.81	\$9.89	\$10.75	\$11.62	\$22,496
23-1011	Lawyers	50	\$47.20	\$30.69	\$39.04	\$52.25	\$98,169
43-6012	Legal Secretaries	35	\$17.82	\$13.89	\$18.27	\$21.59	\$37,075
25-4021	Librarians	18	\$23.53	\$17.51	\$24.53	\$28.30	\$48,931
43-4121	Library Assistants, Clerical	39	\$11.35	\$9.29	\$10.89	\$13.37	\$23,615
25-4031	Library Technicians		\$12.46	\$10.60	\$12.12	\$13.95	\$25,904
29-2061	Licensed Practical & Licensed Vocational Nurses	130	\$18.59	\$16.07	\$17.91	\$20.69	\$38,676
43-4131	Loan Interviewers & Clerks	26	\$18.00	\$15.88	\$17.65	\$20.05	\$37,454

SOC Code	Lewiston-Clarkston, ID-WA MSA Occupational Title	Estimated Employment	Average Wage	Percentiles			Annual Wage
				25th	50th	75th	
13-2072	Loan Officers	95	\$29.50	\$20.79	\$27.31	\$35.58	\$61,354
45-4022	Logging Equipment Operators	74	\$32.35	\$24.48	\$27.61	\$40.66	\$67,295
51-4041	Machinists	58					
37-2012	Maids & Housekeeping Cleaners	113	\$9.37	\$8.31	\$9.15	\$10.47	\$19,489
49-9071	Maintenance and Repair Workers, General	218	\$17.56	\$13.15	\$16.83	\$21.38	\$36,515
49-9043	Maintenance Wkrs, Machinery		\$18.59	\$10.63	\$17.30	\$21.32	\$38,668
13-1111	Management Analysts	27	\$29.68	\$21.89	\$24.89	\$34.87	\$61,744
13-1161	Market Research Analysts		\$22.54	\$19.80	\$21.25	\$22.69	\$46,874
17-2141	Mechanical Engineers	46	\$42.46	\$32.13	\$36.74	\$48.67	\$88,310
49-1011	Mechanics, Installers, Repairers, 1st-Ln Sprvs/Mgrs	118	\$27.93	\$20.25	\$26.84	\$35.15	\$58,086
29-2012	Medical & Clinical Laboratory Technicians	25	\$19.64	\$17.07	\$20.19	\$22.49	\$40,865
11-9111	Medical & Health Svcs Mgrs	68	\$35.48	\$24.46	\$30.88	\$47.77	\$73,809
21-1022	Medical & Public Health Social Wkrs	49	\$24.80	\$19.03	\$22.62	\$27.42	\$51,582
31-9092	Medical Assistants	93	\$13.75	\$12.24	\$13.58	\$14.93	\$28,616
31-9093	Medical Equipment Preparers	35	\$14.19	\$11.82	\$13.86	\$16.47	\$29,513
29-2071	Medical Records & Health Information Technicians	34	\$18.02	\$13.83	\$17.22	\$20.94	\$37,489
43-6013	Medical Secretaries	149	\$15.14	\$13.07	\$14.78	\$17.08	\$31,490
31-9094	Medical Transcriptionists	82	\$16.11	\$13.84	\$15.89	\$17.77	\$33,505
21-1023	Mental Health & Substance Abuse Social Wkrs	14	\$23.82	\$17.75	\$21.34	\$31.64	\$49,551
21-1014	Mental Health Counselors	15	\$21.03	\$16.76	\$21.23	\$25.70	\$43,741
11-9199	Mgrs, All Other	32	\$29.00	\$22.43	\$25.96	\$30.24	\$60,303
25-2022	Middle School Teachers (Not Special Ed & Vocational)						\$48,196
49-9044	Millwrights		\$24.57	\$20.13	\$22.15	\$30.78	\$51,122
51-9023	Mixing & Blending Machine Setters, Ops, & Tenders		\$15.00	\$10.56	\$14.83	\$18.42	\$31,196
49-3042	Mobile Heavy Equipment Mechanics, Not Engines	31	\$23.08	\$20.48	\$24.04	\$27.03	\$48,010
15-1142	Network and Computer Systems Administrators	36	\$26.05	\$21.81	\$24.48	\$28.93	\$54,177
39-2021	Nonfarm Animal Caretakers		\$9.45	\$9.24	\$9.37	\$9.51	\$19,660
41-1012	Non-Retail Sales Wkrs, 1st-Line Sprvs of	39	\$26.75	\$21.27	\$26.02	\$29.49	\$55,644
29-1171	Nurse Practitioners	16	\$41.04	\$32.65	\$40.00	\$48.84	\$85,372
31-1014	Nursing Assistants	641	\$10.97	\$9.85	\$10.89	\$11.79	\$22,813
29-1122	Occupational Therapists	12	\$37.94	\$32.45	\$36.36	\$44.22	\$78,926
43-1011	Office & Admin Support Wkrs, 1st-Line Sprvs of	214	\$21.08	\$16.50	\$19.35	\$25.13	\$43,861
43-9061	Office Clerks, General	536	\$13.92	\$11.55	\$13.55	\$15.53	\$28,948
43-9071	Office Machine Operators, Not Computer	24	\$12.66	\$9.73	\$13.03	\$15.09	\$26,335
47-2073	Operating Engineers/Construction Equipment Ops	60	\$21.90	\$19.68	\$21.64	\$23.87	\$45,546
29-2081	Opticians, Dispensing	12	\$20.35	\$13.63	\$23.81	\$26.73	\$42,330
43-4151	Order Clerks	15	\$17.58	\$13.14	\$16.90	\$22.27	\$36,565
53-7064	Packers & Packagers, Hand	37	\$9.53	\$8.31	\$9.17	\$9.40	\$19,829
47-2141	Painters, Construction & Maintenance	27	\$14.15	\$11.93	\$14.47	\$16.61	\$29,445
23-2011	Paralegals & Legal Assistants	27	\$18.76	\$15.17	\$17.66	\$21.95	\$39,035
41-2022	Parts Salespersons	58	\$15.01	\$11.03	\$14.33	\$18.54	\$31,207
43-3051	Payroll & Timekeeping Clerks	51	\$21.04	\$17.26	\$20.97	\$24.46	\$43,769
39-9021	Personal & Home Care Aides	34	\$9.33	\$8.39	\$9.22	\$10.25	\$19,410
39-1021	Personal Svc Wkrs, 1st-Line Supervisors/Mgrs of	26	\$15.97	\$11.31	\$15.12	\$20.65	\$33,225
37-3012	Pesticide Handlers, Sprayers, & Applicators, Vegetation	10	\$14.63	\$12.77	\$13.83	\$15.66	\$30,436
29-1051	Pharmacists	77	\$52.63	\$49.90	\$53.63	\$57.36	\$109,466
31-9095	Pharmacy Aides	13	\$13.33	\$12.23	\$13.32	\$14.40	\$27,719
29-2052	Pharmacy Technicians	84	\$15.86	\$12.90	\$15.70	\$19.86	\$32,993
51-9151	Photographic Process Workers & Machine Operators	17	\$16.66	\$11.62	\$19.00	\$21.23	\$34,651
29-1069	Phys/Surgeons, A/O (Cardiologists, Dermatologists, etc)	19	\$110.96	\$82.71	\$91.52	\$91.92	\$230,797
31-2022	Physical Therapist Aides	37	\$11.11	\$9.24	\$11.33	\$13.21	\$23,117
31-2021	Physical Therapist Assistants	21	\$18.83	\$12.52	\$19.91	\$25.06	\$39,177
29-1123	Physical Therapists	58	\$36.30	\$30.08	\$36.87	\$43.65	\$75,505
29-1071	Physician Assistants	57	\$49.58	\$39.09	\$48.73	\$63.11	\$103,124
47-2151	Pipelayers		\$21.81	\$15.50	\$23.14	\$26.74	\$45,373
47-2152	Plumbers, Pipefitters, & Steamfitters		\$19.51	\$13.45	\$17.77	\$22.72	\$40,588
33-1012	Police & Detectives, 1st-Line Supervisors/Mgrs of	37	\$31.33	\$26.73	\$31.96	\$33.27	\$65,167
33-3051	Police & Sheriff's Patrol Officers		\$23.61	\$20.78	\$25.17	\$28.40	\$49,124
43-5051	Postal Svc Clerks	15	\$23.07	\$22.39	\$25.55	\$25.88	\$47,997
43-5052	Postal Svc Mail Carriers	56	\$25.49	\$24.78	\$27.53	\$27.54	\$53,024
43-5053	Postal Svc Mail Sorters/Processors/Processing Mach Ops	14	\$19.77	\$11.72	\$23.26	\$25.87	\$41,121
25-2011	Preschool Teachers, Not Special Education	76	\$13.84	\$11.80	\$13.11	\$14.41	\$28,769
43-3061	Procurement Clerks	20	\$17.37	\$14.51	\$17.20	\$20.17	\$36,135

SOC Code	Lewiston-Clarkston, ID-WA MSA Occupational Title	Estimated Employment	Average Wage	Percentiles			Annual Wage
				25th	50th	75th	
51-1011	Production & Operating Wkrs, 1st-Line Spvrs of	125	\$24.16	\$16.80	\$23.96	\$30.40	\$50,241
51-9198	Production Worker Helpers	34	\$11.30	\$9.53	\$10.70	\$11.90	\$23,500
43-5061	Production, Planning, & Expediting Clerks	75	\$20.51	\$16.27	\$20.52	\$22.84	\$42,654
11-9141	Property, Real Estate, & Community Association Mgrs	12	\$14.55	\$8.91	\$15.19	\$18.64	\$30,255
33-9099	Protective Svc Wkrs, All Other	14	\$20.52	\$15.64	\$20.57	\$24.54	\$42,681
11-2031	Public Relations Mgrs	17	\$40.84	\$20.83	\$23.69	\$66.16	\$84,931
27-3031	Public Relations Specialists	15	\$23.44	\$20.27	\$22.88	\$26.89	\$48,755
13-1023	Purchasing Agents (Not Wholesale/Retail/Farm Prodcnts)	31	\$25.16	\$17.84	\$24.93	\$30.23	\$52,331
27-3011	Radio & Television Announcers	61	\$11.35	\$9.65	\$10.68	\$12.15	\$23,608
29-2034	Radiologic Technologists & Technicians	64	\$24.95	\$20.99	\$25.12	\$28.54	\$51,886
43-4171	Receptionists & Information Clerks	153	\$12.43	\$9.71	\$12.04	\$15.04	\$25,852
39-9032	Recreation Wkrs	20	\$13.22	\$10.88	\$12.83	\$12.64	\$27,502
49-3092	Recreational Vehicle Svc Technicians	11	\$18.59	\$14.67	\$16.70	\$24.44	\$38,667
53-7081	Refuse & Recyclable Material Collectors	38	\$16.82	\$15.36	\$17.19	\$19.77	\$34,977
29-1141	Registered Nurses	773	\$28.68	\$24.79	\$27.88	\$32.28	\$59,636
21-1015	Rehabilitation Counselors	49	\$21.56	\$18.92	\$22.26	\$24.18	\$44,844
41-1011	Retail Sales Wkrs, 1st-Line Supervisors/Mgrs of	230	\$18.00	\$15.11	\$17.22	\$19.97	\$37,442
41-2031	Retail Salespersons	691	\$12.77	\$9.55	\$11.43	\$14.44	\$26,561
41-9099	Sales & Related Wkrs, All Other	20	\$11.90	\$9.41	\$11.12	\$13.38	\$24,758
11-2022	Sales Mgrs	56	\$35.22	\$20.66	\$33.31	\$43.56	\$73,263
41-3099	Sales Reps, Svcs, All Other	33	\$15.99	\$9.26	\$18.81	\$21.28	\$33,255
41-4012	Sales Reps, Wholesale/Manuf (Not Tech/Sci Prdcts)	120	\$24.55	\$17.76	\$23.87	\$28.88	\$51,080
41-4011	Sales Reps, Wholesale/Manuf, Tech.Scientific Prdcts	17	\$40.31	\$17.74	\$25.19	\$54.56	\$83,859
25-2031	Secondary School Teachers (Not Special/Voc Ed)						\$55,016
43-6014	Secretaries, Not Legal, Medical, & Executive	374	\$14.10	\$11.67	\$13.87	\$16.55	\$29,339
41-3031	Securities, Commodities, & Financial Svcs Sales Agents	71	\$41.65	\$14.00	\$17.29	\$43.68	\$86,635
25-3021	Self-Enrichment Education Teachers	15	\$16.54	\$10.59	\$15.84	\$21.49	\$34,401
47-2211	Sheet Metal Wkrs		\$16.97	\$13.05	\$16.63	\$20.98	\$35,296
43-5071	Shipping, Receiving, & Traffic Clerks	115	\$16.42	\$11.14	\$15.23	\$21.24	\$34,159
11-9151	Social & Community Svc Mgrs	26	\$29.17	\$21.62	\$28.70	\$31.79	\$60,661
21-1093	Social & Human Svc Assistants	100	\$16.40	\$13.09	\$16.28	\$19.25	\$34,115
25-2052	Special Educ Teachers, Kindergarten, Elementary School	32					\$51,628
25-2053	Special Education Teachers, Middle School						\$51,144
25-2054	Special Education Teachers, Secondary School	15					\$50,247
29-1127	Speech-Language Pathologists	16	\$33.37	\$29.41	\$33.07	\$36.61	\$69,403
51-8021	Stationary Engineers & Boiler Operators		\$22.92	\$19.35	\$22.28	\$26.62	\$47,664
43-5081	Stock Clerks & Order Fillers	292	\$12.51	\$9.32	\$11.25	\$14.95	\$26,016
21-1011	Substance Abuse & Behavioral Disorder Counselors	20	\$22.75	\$19.13	\$23.28	\$27.06	\$47,321
25-3098	Substitute teachers	244	\$11.47	\$10.10	\$10.86	\$11.62	\$23,876
29-1067	Surgeons	14	\$113.56	\$90.30	\$91.57	\$91.93	\$236,199
29-2055	Surgical Technologists		\$16.01	\$13.47	\$15.27	\$17.67	\$33,296
53-6031	Svc Station Attendants	16	\$12.23	\$10.52	\$11.74	\$13.98	\$25,431
53-3041	Taxi Drivers & Chauffeurs	28	\$11.72	\$9.68	\$11.13	\$13.86	\$24,385
25-9041	Teacher Assistants	313					\$25,190
49-2022	Telecom Equipment Installers & Repairers (Not Line)	14	\$22.81	\$19.41	\$23.58	\$28.18	\$47,439
43-3071	Tellers	150	\$12.03	\$10.50	\$11.54	\$13.25	\$25,037
49-3093	Tire Repairers & Changers	62	\$13.19	\$9.92	\$11.42	\$15.04	\$27,438
23-2093	Title Examiners, Abstractors, & Searchers		\$20.22	\$16.29	\$17.88	\$25.54	\$42,073
13-1151	Training and Development Specialists	13	\$27.26	\$19.81	\$26.93	\$29.34	\$56,699
33-9093	Transportation Security Screeners	11	\$18.64	\$17.96	\$18.68	\$19.23	\$38,784
11-3071	Transportation, Storage, & Distribution Mgrs	49	\$38.38	\$31.19	\$37.24	\$46.04	\$79,839
53-1031	Transpnt/Material-Mvng Vehicle Ops, 1st-Ln Spvrs of	30	\$23.76	\$18.41	\$24.72	\$27.69	\$49,406
53-3032	Truck Drivers, Heavy & Tractor-Trailer	472	\$19.10	\$16.42	\$20.07	\$22.41	\$39,715
53-3033	Truck Drivers, Light or Delivery Svcs	143	\$15.86	\$9.00	\$13.75	\$19.01	\$32,984
51-6093	Upholsterers	16	\$16.91	\$15.38	\$16.80	\$18.22	\$35,178
25-2032	Vocational Education Teachers, Secondary School						\$60,058
35-3031	Waiters & Waitresses	439	\$10.67	\$8.31	\$9.16	\$12.03	\$22,197
51-8031	Water & Liquid Waste Treatment Plant & System Ops		\$22.75	\$20.11	\$22.46	\$26.17	\$47,312
51-4121	Welders, Cutters, Solderers, & Brazers	79	\$17.87	\$15.50	\$17.81	\$20.88	\$37,171
51-7042	Woodworking Machine Setters/Ops/Tenders (Not Sawing)	36	\$14.09	\$11.63	\$14.11	\$16.76	\$29,310

Longview, WA MSA
2013 Occupational Employment
and Wage Estimates
Includes Cowlitz County



SOC Code	Longview, WA MSA Occupational Title	Estimated Employment	Average Wage	Percentiles			Annual Wage
				25th	50th	75th	
13-2011	Accountants & Auditors	160	\$28.13	\$19.87	\$23.81	\$33.92	\$58,511
11-3011	Administrative Svcs Mgrs	32	\$38.41	\$31.07	\$35.96	\$45.01	\$79,893
45-2011	Agricultural Inspectors	37	\$18.48	\$16.16	\$16.18	\$20.71	\$38,441
39-3091	Amusement & Recreation Attendants	54	\$11.17	\$9.45	\$10.45	\$11.86	\$23,239
51-2099	Assemblers & Fabricators, All Other	184	\$12.45	\$10.47	\$11.78	\$14.22	\$25,909
49-3021	Automotive Body & Related Repairers	31	\$16.40	\$15.56	\$16.63	\$17.69	\$34,129
49-3023	Automotive Svc Technicians & Mechanics	123	\$19.29	\$14.52	\$18.80	\$23.04	\$40,120
51-3011	Bakers	43	\$12.52	\$10.28	\$11.44	\$14.22	\$26,045
35-3011	Bartenders	143	\$11.88	\$9.35	\$11.57	\$13.61	\$24,710
43-3011	Bill & Account Collectors	26	\$19.08	\$16.82	\$19.43	\$21.67	\$39,690
43-3021	Billing & Posting Clerks & Machine Operators	128	\$16.08	\$13.63	\$16.06	\$18.06	\$33,438
43-3031	Bookkeeping, Accounting, & Auditing Clerks	571	\$17.71	\$13.51	\$17.17	\$20.93	\$36,841
49-3031	Bus & Truck Mechanics & Diesel Engine Specialists	94	\$21.45	\$17.28	\$21.85	\$26.14	\$44,614
13-1199	Business Operations Specialists, All Other	121	\$26.90	\$20.18	\$24.54	\$33.43	\$55,957
51-3021	Butchers & Meat Cutters	82	\$14.49	\$11.43	\$13.25	\$18.36	\$30,140
47-2031	Carpenters	145	\$23.39	\$15.56	\$22.39	\$31.41	\$48,649
41-2011	Cashiers	1,067	\$10.94	\$9.43	\$10.10	\$11.41	\$22,759
35-1011	Chefs & Head Cooks		\$17.58	\$15.95	\$17.04	\$18.14	\$36,565
17-2041	Chemical Engineers	21	\$39.95	\$33.85	\$41.30	\$48.66	\$83,099
19-4031	Chemical Technicians	25	\$18.98	\$11.35	\$20.06	\$24.64	\$39,479
11-1011	Chief Executives	42	\$69.55	\$43.89	\$62.30	\$76.43	\$144,652
39-9011	Child Care Wkrs	170	\$11.25	\$9.43	\$10.52	\$12.33	\$23,405
21-1021	Child, Family, & School Social Wkrs	58	\$25.09	\$24.78	\$26.06	\$26.07	\$52,193
17-3022	Civil Engineering Technicians	29	\$26.19	\$24.49	\$26.86	\$28.08	\$54,479
17-2051	Civil Engineers	55	\$41.82	\$32.33	\$37.36	\$48.47	\$86,988
53-7061	Cleaners of Vehicles & Equipment	112	\$14.84	\$10.92	\$12.93	\$19.77	\$30,878
19-3031	Clinical, Counseling, & School Psychologists	33	\$34.95	\$25.56	\$31.26	\$36.13	\$72,696
27-2022	Coaches & Scouts	89					\$35,255
51-9121	Coating/Painting/Spraying Machine Setters/Ops/Tenders	42	\$16.06	\$13.08	\$15.84	\$17.85	\$33,408
35-3021	Comb Food Preparation & Serving Wkrs, Inc Fast Food	1,136	\$10.00	\$9.27	\$9.39	\$9.61	\$20,804
27-1021	Commercial & Industrial Designers		\$26.80	\$20.64	\$23.68	\$32.25	\$55,755
21-1099	Community & Social Svc Specialists, All Other		\$14.59	\$10.74	\$11.78	\$19.23	\$30,337
21-1094	Community Health Workers	13	\$20.89	\$16.75	\$18.95	\$22.15	\$43,445
13-1141	Compensation, Benefits, and Job Analysis Specialists	13	\$27.62	\$23.13	\$26.99	\$30.71	\$57,461
13-1041	Compliance Ofcrs (Not Ag/Const/Safety/Transportn)	36	\$26.00	\$23.04	\$26.38	\$28.43	\$54,091
11-3021	Computer & Information Systems Mgrs	27	\$55.34	\$49.51	\$56.75	\$65.05	\$115,117
15-1152	Computer Network Support Specialists	42	\$30.91	\$25.13	\$28.32	\$36.63	\$64,279
15-1131	Computer Programmers	16	\$33.22	\$25.35	\$32.22	\$39.82	\$69,099
15-1132	Computer Software Engineers, Applications	33	\$46.29	\$33.46	\$46.68	\$57.40	\$96,297
15-1151	Computer Support Specialists	56	\$21.72	\$19.32	\$21.91	\$25.22	\$45,172
15-1121	Computer Systems Analysts	38	\$38.74	\$31.54	\$36.94	\$48.41	\$80,582
49-2011	Computer, Automated Teller, & Office Machine Repairers	21	\$19.01	\$13.41	\$19.86	\$22.91	\$39,537
51-4011	Computer-Controlled Machine Tool Ops, Mtl/Plastic	45	\$17.78	\$14.52	\$18.27	\$21.24	\$36,981
19-1031	Conservation Scientists	19	\$25.66	\$21.37	\$23.62	\$27.99	\$53,361
47-4011	Construction & Building Inspectors	27	\$27.27	\$24.40	\$26.89	\$30.13	\$56,714
47-2061	Construction Laborers	211	\$22.35	\$16.75	\$24.10	\$27.43	\$46,491
11-9021	Construction Mgrs	28					
47-1011	Construction Trades/Extraction Wkrs, 1st-Ln Spvrs	229	\$38.19	\$33.56	\$40.01	\$43.77	\$79,428
53-7011	Conveyor Operators & Tenders	89	\$21.11	\$15.95	\$17.54	\$19.13	\$43,908
35-2011	Cooks, Fast Food		\$10.24	\$9.30	\$9.46	\$10.59	\$21,302
35-2012	Cooks, Institution & Cafeteria	207	\$13.96	\$11.94	\$13.50	\$15.71	\$29,030
35-2014	Cooks, Restaurant	288	\$11.14	\$10.08	\$10.90	\$11.71	\$23,172
35-2015	Cooks, Short Order	29	\$10.14	\$9.28	\$9.44	\$10.67	\$21,097
13-1051	Cost Estimators	45	\$30.82	\$24.08	\$30.32	\$37.79	\$64,104
41-2021	Counter & Rental Clerks	163	\$13.20	\$9.40	\$10.71	\$14.09	\$27,453

SOC Code	Longview, WA MSA Occupational Title	Estimated Employment	Average Wage	Percentiles			Annual Wage
				25th	50th	75th	
35-3022	Counter Attendants, Cafeteria, Concession, Coffee Shop	41	\$11.83	\$9.36	\$10.12	\$13.25	\$24,614
43-4031	Court, Municipal, & License Clerks	82	\$20.26	\$18.05	\$20.05	\$22.32	\$42,139
43-4041	Credit Authorizers, Checkers, & Clerks	11	\$20.78	\$17.57	\$20.27	\$22.63	\$43,214
51-9021	Crush/Grind/Polishing Machine Setters/Ops/Tenders	23	\$17.91	\$15.94	\$17.56	\$20.08	\$37,257
43-4051	Customer Svc Reps	208	\$16.53	\$12.19	\$16.70	\$20.32	\$34,391
51-4031	Cut/Punch/Press Mach Setters/Ops/Tenders, Mtl/Plastic	58	\$16.04	\$12.92	\$15.77	\$18.17	\$33,363
51-9032	Cutting & Slicing Machine Setters, Ops, & Tenders	26	\$17.88	\$15.31	\$19.14	\$21.59	\$37,192
31-9091	Dental Assistants	115	\$16.26	\$12.64	\$15.11	\$19.75	\$33,828
29-2021	Dental Hygienists	50	\$48.20	\$42.20	\$47.55	\$54.74	\$100,254
29-1021	Dentists, General	42					
29-1031	Dietitians & Nutritionists	17	\$28.96	\$24.27	\$28.25	\$33.48	\$60,246
35-9011	Dining Room & Cafeteria Attendants & Bartender Helpers		\$9.39	\$9.22	\$9.29	\$9.37	\$19,530
35-9021	Dishwashers	146	\$9.46	\$9.24	\$9.33	\$9.43	\$19,677
43-5032	Dispatchers, Not Police, Fire, & Ambulance	55	\$19.03	\$15.36	\$18.59	\$22.56	\$39,583
53-3031	Driver/Sales Wkrs	51	\$13.08	\$10.13	\$11.26	\$13.63	\$27,222
27-3041	Editors		\$31.89	\$31.01	\$32.99	\$34.97	\$66,330
11-9031	Educ Administrators, Preschool/Child Care Center/Pgms	11	\$20.63	\$14.78	\$20.60	\$24.34	\$42,917
11-9032	Education Administrators, Elem & Secondary School	62					\$103,066
21-1012	Educational, Vocational, & School Counselors	67	\$25.30	\$20.84	\$24.17	\$30.94	\$52,619
49-2094	Electrical/Electronics Repairers, Industrial Equipmt	13	\$32.30	\$25.76	\$32.71	\$39.80	\$67,194
47-2111	Electricians	275	\$27.90	\$24.46	\$29.67	\$33.68	\$58,036
17-2072	Electronics Engineers, Not Computer	14	\$33.84	\$30.37	\$32.73	\$36.07	\$70,377
25-2021	Elementary School Teachers, Not Special Education	409					\$59,190
43-4061	Eligibility Interviewers, Government Programs	58	\$21.22	\$19.85	\$22.01	\$22.48	\$44,135
13-1071	Employment, Recruitment, & Placement Specialists	54	\$29.23	\$25.33	\$31.34	\$34.64	\$60,791
11-9041	Engineering Mgrs	21	\$52.76	\$42.56	\$49.89	\$57.70	\$109,734
17-3029	Engineering Technicians, Not Drafters, All Other	10	\$28.12	\$21.76	\$31.03	\$34.84	\$58,480
17-2199	Engineers, All Other	11	\$43.82	\$36.92	\$42.93	\$51.62	\$91,157
17-2081	Environmental Engineers	13	\$39.50	\$34.49	\$39.98	\$44.93	\$82,173
53-7032	Excavating & Loading Machine & Dragline Operators	26	\$24.80	\$18.58	\$25.43	\$29.73	\$51,603
43-6011	Executive Secretaries & Administrative Assistants	60	\$27.61	\$22.58	\$27.27	\$32.90	\$57,441
45-4021	Fallers		\$30.36	\$28.08	\$31.99	\$34.59	\$63,145
29-1062	Family & General Practitioners	11					
45-1011	Farming, Fishing, & Forestry Wkrs, 1st-Ln Sprvs/Mgrs	18	\$35.13	\$23.86	\$29.69	\$44.67	\$73,068
45-2092	FarmWkrs & Laborers, Crop, Nursery, & Greenhouse	42	\$11.19	\$9.26	\$9.56	\$11.48	\$23,271
43-4071	File Clerks	20	\$13.13	\$9.84	\$12.46	\$16.30	\$27,310
13-2051	Financial Analysts	24	\$35.82	\$28.08	\$36.61	\$43.99	\$74,509
11-3031	Financial Mgrs	78	\$45.52	\$36.01	\$47.29	\$54.88	\$94,698
33-2011	Fire Fighters	49	\$33.12	\$28.69	\$32.93	\$36.69	\$68,875
33-1021	Fire Fighting & Prevention Wkrs, 1st-Ln Spvrs of	27	\$38.34	\$37.58	\$41.45	\$45.32	\$79,746
27-1023	Floral Designers	13	\$14.38	\$9.69	\$11.94	\$18.69	\$29,922
35-1012	Food Preparation & Serving Wkrs, 1st-Ln Spvrs of	187	\$15.72	\$12.72	\$14.87	\$18.25	\$32,703
35-2021	Food Preparation Wkrs	234	\$10.61	\$9.25	\$9.35	\$11.18	\$22,072
35-3041	Food Servers, Nonrestaurant	60	\$10.00	\$9.35	\$9.58	\$10.62	\$20,805
11-9051	Food Svc Mgrs	34	\$24.16	\$16.33	\$21.64	\$33.21	\$50,238
19-1032	Foresters	27	\$25.52	\$24.17	\$24.18	\$26.70	\$53,097
11-1021	General & Operations Mgrs	273	\$56.33	\$35.34	\$45.74	\$60.80	\$117,165
51-4033	Grind/Lap/Polish/Buf Machine Setters/Ops/Tenders		\$14.84	\$13.08	\$14.81	\$16.93	\$30,872
39-5012	Hairdressers, Hairstylists, & Cosmetologists	242	\$16.30	\$9.41	\$10.84	\$19.68	\$33,921
17-2111	Health & Safety Engineers (Not Mining)	12	\$33.05	\$30.44	\$33.68	\$36.88	\$68,732
21-1091	Health Educators	26	\$23.36	\$17.34	\$21.50	\$30.92	\$48,588
29-2099	Health Technologists & Technicians, All Other		\$24.90	\$18.58	\$22.49	\$29.77	\$51,773
31-9099	Healthcare Support Wkrs, All Other	105	\$15.56	\$13.14	\$14.87	\$17.71	\$32,358
49-9021	Heating, Air Cond, Refrigeration Mechanics & Installers		\$19.06	\$16.23	\$17.83	\$20.53	\$39,650
53-1021	Helpers, Laborers, & Material Movers, 1st-Ln Spvrs of	41	\$22.00	\$16.54	\$18.18	\$27.58	\$45,748
31-1011	Home Health Aides		\$12.28	\$9.91	\$10.86	\$11.90	\$25,528
35-9031	Hosts & Hostesses, Restaurant, Lounge, & Coffee Shop	21	\$9.49	\$9.27	\$9.39	\$9.51	\$19,748
43-4081	Hotel, Motel, & Resort Desk Clerks	48	\$11.23	\$9.77	\$10.87	\$12.38	\$23,357
37-1011	Housekeeping/Janitorial Wkrs, 1st-Line Spvrs	23	\$20.39	\$14.04	\$19.63	\$25.24	\$42,414
43-4161	Human Resources Assistants, Not Payroll & Timekeeping	25	\$18.71	\$15.06	\$19.06	\$21.68	\$38,915
11-3121	Human Resources Managers	21	\$54.22	\$44.72	\$52.31	\$62.76	\$112,777
17-2112	Industrial Engineers	63	\$41.93	\$32.91	\$42.35	\$50.84	\$87,226

SOC Code	Longview, WA MSA Occupational Title	Estimated Employment	Average Wage	Percentiles			Annual Wage
				25th	50th	75th	
49-9041	Industrial Machinery Mechanics	155	\$25.30	\$18.96	\$23.24	\$30.54	\$52,626
11-3051	Industrial Production Mgrs	63	\$50.16	\$32.92	\$49.08	\$67.19	\$104,334
53-7051	Industrial Truck & Tractor Operators	376	\$18.28	\$12.03	\$17.63	\$22.25	\$38,025
51-9061	Inspectors, Testers, Sorters, Samplers, & Weighers	159	\$20.75	\$15.15	\$19.98	\$24.18	\$43,156
49-9098	Installation, Maintenance, & Repair Helpers	50	\$10.86	\$9.42	\$10.14	\$11.32	\$22,593
25-9031	Instructional Coordinators	12	\$29.11	\$25.76	\$29.52	\$33.32	\$60,555
41-3021	Insurance Sales Agents	68	\$23.93	\$15.54	\$19.27	\$32.55	\$49,776
37-2011	Janitors & Cleaners, Not Maids & Housekeeping Cleaners	464	\$13.10	\$9.65	\$12.44	\$15.59	\$27,245
25-2012	Kindergarten Teachers, Not Special Education	42					\$53,333
13-1075	Labor Relations Specialists		\$34.48	\$27.25	\$36.28	\$42.17	\$71,724
53-7062	Laborers & Freight, Stock, & Material Movers, Hand	679	\$14.84	\$9.73	\$12.89	\$17.95	\$30,870
37-1012	Landscape, Lawn, Groundskeep Wkrs, 1st-Line Spvrs	12	\$30.55	\$24.87	\$27.54	\$37.14	\$63,557
37-3011	Landscaping & Groundskeeping Wkrs	168	\$13.43	\$9.46	\$12.16	\$14.46	\$27,936
51-6011	Laundry & Dry-Cleaning Wkrs	21	\$10.53	\$9.74	\$10.48	\$11.21	\$21,901
23-1011	Lawyers	60	\$39.04	\$33.00	\$38.66	\$44.14	\$81,189
43-6012	Legal Secretaries		\$19.48	\$17.77	\$19.60	\$21.61	\$40,530
25-4021	Librarians	33					
29-2061	Licensed Practical & Licensed Vocational Nurses	142	\$22.00	\$19.38	\$21.69	\$24.81	\$45,760
43-4131	Loan Interviewers & Clerks	92	\$17.44	\$14.96	\$17.78	\$20.72	\$36,265
13-2072	Loan Officers	84	\$26.21	\$20.38	\$23.83	\$30.58	\$54,514
45-4022	Logging Equipment Operators	100	\$21.00	\$17.75	\$20.37	\$22.61	\$43,670
45-4029	Logging Wkrs, All Other		\$23.99	\$16.90	\$22.41	\$31.71	\$49,881
53-7063	Machine Feeders & Offbearers	73	\$18.79	\$16.04	\$17.79	\$20.75	\$39,090
51-4041	Machinists	106	\$23.85	\$19.12	\$22.88	\$28.63	\$49,601
37-2012	Maids & Housekeeping Cleaners	256	\$10.94	\$9.35	\$9.99	\$11.45	\$22,759
49-9071	Maintenance and Repair Workers, General	321	\$22.87	\$12.70	\$19.45	\$31.94	\$47,568
49-9043	Maintenance Wkrs, Machinery	38	\$23.80	\$20.78	\$25.74	\$28.04	\$49,522
13-1111	Management Analysts	33					
13-1161	Market Research Analysts	38	\$27.43	\$20.46	\$25.62	\$32.98	\$57,061
11-2021	Marketing Mgrs	24	\$55.01	\$42.22	\$51.42	\$76.75	\$114,422
51-3022	Meat, Poultry, & Fish Cutters & Trimmers		\$10.57	\$9.29	\$9.41	\$11.22	\$21,990
17-3013	Mechanical Drafters		\$26.68	\$22.84	\$25.99	\$28.73	\$55,490
17-2141	Mechanical Engineers	21	\$32.64	\$26.46	\$32.65	\$37.84	\$67,888
49-1011	Mechanics, Installers, Repairers, 1st-Ln Spvrs/Mgrs	167	\$34.74	\$26.12	\$31.55	\$44.58	\$72,272
29-2012	Medical & Clinical Laboratory Technicians		\$21.55	\$19.02	\$21.13	\$23.40	\$44,822
29-2011	Medical & Clinical Laboratory Technologists		\$31.25	\$26.66	\$31.69	\$36.47	\$65,007
11-9111	Medical & Health Svcs Mgrs	98	\$54.64	\$39.05	\$48.95	\$62.16	\$113,637
21-1022	Medical & Public Health Social Wkrs	44	\$27.99	\$24.06	\$27.69	\$33.58	\$58,217
31-9092	Medical Assistants	168	\$15.55	\$12.83	\$15.57	\$17.95	\$32,340
29-2071	Medical Records & Health Information Technicians	72	\$20.56	\$17.12	\$20.26	\$22.91	\$42,750
43-6013	Medical Secretaries	167	\$17.91	\$14.18	\$17.81	\$21.46	\$37,251
31-9094	Medical Transcriptionists		\$14.71	\$11.10	\$13.72	\$17.54	\$30,588
21-1023	Mental Health & Substance Abuse Social Wkrs	34	\$18.13	\$15.11	\$19.43	\$21.73	\$37,728
21-1014	Mental Health Counselors	16					
11-9199	Mgrs, All Other	16	\$39.04	\$32.14	\$36.78	\$46.59	\$81,189
49-9044	Millwrights	155	\$30.31	\$24.18	\$32.50	\$35.40	\$63,044
51-9023	Mixing & Blending Machine Setters, Ops, & Tenders	35	\$14.96	\$11.49	\$13.66	\$18.59	\$31,114
49-3042	Mobile Heavy Equipment Mechanics, Not Engines	72	\$21.58	\$16.36	\$20.14	\$25.81	\$44,889
39-4031	Morticians, Undertakers, and Funeral Directors	16	\$17.81	\$12.65	\$19.32	\$21.85	\$37,052
15-1142	Network and Computer Systems Administrators	35	\$36.99	\$30.67	\$35.16	\$45.00	\$76,932
43-4141	New Accounts Clerks	23	\$17.91	\$14.98	\$17.75	\$20.93	\$37,262
39-2021	Nonfarm Animal Caretakers	54	\$13.52	\$9.47	\$10.78	\$13.55	\$28,132
41-1012	Non-Retail Sales Wkrs, 1st-Line Spvrs of	42	\$34.89	\$22.28	\$33.03	\$44.05	\$72,557
29-1171	Nurse Practitioners		\$47.84	\$42.51	\$49.17	\$54.82	\$99,522
31-1014	Nursing Assistants	448	\$12.61	\$10.37	\$11.43	\$14.17	\$26,227
29-9011	Occupational Health & Safety Specialists	13	\$32.05	\$28.04	\$30.22	\$37.97	\$66,678
29-1122	Occupational Therapists	22	\$37.68	\$34.79	\$39.20	\$42.70	\$78,379
43-1011	Office & Admin Support Wkrs, 1st-Line Spvrs of	270	\$22.96	\$15.55	\$21.37	\$28.47	\$47,766
43-9199	Office & Administrative Support Wkrs, All Other	72	\$14.76	\$12.80	\$13.87	\$15.30	\$30,709
43-9061	Office Clerks, General	537	\$15.14	\$11.22	\$14.49	\$18.23	\$31,492
43-9071	Office Machine Operators, Not Computer		\$11.48	\$9.38	\$9.59	\$11.82	\$23,889
47-2073	Operating Engineers/Construction Equipment Ops	162	\$26.26	\$20.93	\$24.19	\$28.47	\$54,608

SOC Code	Longview, WA MSA Occupational Title	Estimated Employment	Average Wage	Percentiles			Annual Wage
				25th	50th	75th	
29-2081	Opticians, Dispensing	21	\$19.82	\$14.91	\$20.44	\$25.10	\$41,217
43-4151	Order Clerks	42	\$16.67	\$13.64	\$15.83	\$18.69	\$34,674
31-1015	Orderlies	11	\$13.76	\$11.27	\$13.33	\$16.12	\$28,629
49-3053	Outdoor Power Equipment & Other Small Engine Mechanics	19	\$12.17	\$9.29	\$9.41	\$16.06	\$25,294
51-9111	Packaging & Filling Machine Operators & Tenders	95	\$16.80	\$11.41	\$15.29	\$21.84	\$34,947
53-7064	Packers & Packagers, Hand	328	\$11.16	\$9.35	\$9.49	\$13.15	\$23,220
47-2141	Painters, Construction & Maintenance	76	\$18.33	\$14.50	\$17.48	\$22.19	\$38,126
51-9196	Paper Goods Machine Setters, Operators, & Tenders	355	\$24.71	\$20.21	\$24.26	\$29.66	\$51,406
23-2011	Paralegals & Legal Assistants	31	\$20.86	\$16.46	\$20.93	\$24.67	\$43,392
53-6021	Parking Lot Attendants	24	\$12.18	\$9.50	\$10.63	\$15.42	\$25,328
41-2022	Parts Salespersons	101	\$14.18	\$11.96	\$13.46	\$15.11	\$29,505
43-3051	Payroll & Timekeeping Clerks	46	\$20.12	\$17.52	\$20.63	\$22.93	\$41,854
39-9021	Personal & Home Care Aides	110	\$11.63	\$9.92	\$11.46	\$13.23	\$24,183
39-1021	Personal Svc Wkrs, 1st-Line Supervisors/Mgrs of	37	\$18.55	\$14.25	\$16.62	\$20.32	\$38,597
29-1051	Pharmacists	76	\$60.33	\$56.40	\$62.37	\$67.87	\$125,488
29-2052	Pharmacy Technicians	109	\$17.62	\$15.52	\$17.66	\$20.40	\$36,650
51-9151	Photographic Process Workers & Machine Operators	11	\$12.24	\$9.56	\$10.92	\$15.30	\$25,467
29-1069	Phys/Surgeons, A/O (Cardiologists, Dermatologists, etc)		\$96.57	\$69.38	\$90.52	\$91.23	\$200,857
29-1123	Physical Therapists	52	\$37.21	\$31.83	\$38.87	\$42.97	\$77,402
47-2152	Plumbers, Pipefitters, & Steamfitters	166	\$29.27	\$22.40	\$30.75	\$34.30	\$60,883
33-1012	Police & Detectives, 1st-Line Supervisors/Mgrs of	33	\$39.15	\$34.31	\$39.48	\$43.71	\$81,418
33-3051	Police & Sheriff's Patrol Officers	138	\$31.07	\$28.41	\$31.83	\$34.45	\$64,633
43-5051	Postal Svc Clerks	16	\$24.69	\$25.87	\$25.88	\$26.91	\$51,364
43-5052	Postal Svc Mail Carriers	79	\$25.76	\$23.69	\$27.53	\$27.54	\$53,571
25-2011	Preschool Teachers, Not Special Education	109	\$15.50	\$11.44	\$14.66	\$20.07	\$32,245
51-5112	Printing Press Operators	16	\$16.76	\$13.10	\$17.17	\$20.67	\$34,854
21-1092	Probation Officers & Correctional Treatment Specialists	76	\$23.61	\$21.20	\$23.61	\$26.06	\$49,097
51-1011	Production & Operating Wkrs, 1st-Line Spvrs of	245	\$35.71	\$25.14	\$34.90	\$45.94	\$74,275
51-9199	Production Wkrs, All Other	54	\$13.55	\$9.60	\$11.04	\$14.81	\$28,187
51-9198	Production Worker Helpers	147	\$15.78	\$11.25	\$13.75	\$20.64	\$32,819
43-5061	Production, Planning, & Expediting Clerks	91	\$21.10	\$17.07	\$20.75	\$23.58	\$43,888
11-9141	Property, Real Estate, & Community Association Mgrs	21	\$25.81	\$20.10	\$22.31	\$28.83	\$53,681
27-3031	Public Relations Specialists	13	\$23.31	\$17.36	\$23.47	\$28.07	\$48,485
13-1023	Purchasing Agents (Not Wholesale/Retail/Farm Prodcnts)	85	\$26.64	\$21.49	\$25.50	\$30.55	\$55,413
11-3061	Purchasing Mgrs	16	\$33.86	\$18.09	\$32.19	\$49.76	\$70,440
29-2034	Radiologic Technologists & Technicians		\$31.79	\$26.46	\$31.23	\$37.13	\$66,124
43-4171	Receptionists & Information Clerks	204	\$12.91	\$10.45	\$12.30	\$15.38	\$26,864
39-9032	Recreation Wkrs	22	\$11.93	\$9.56	\$11.52	\$13.78	\$24,824
29-1141	Registered Nurses		\$35.67	\$28.79	\$34.86	\$42.52	\$74,202
21-1015	Rehabilitation Counselors	74	\$17.02	\$11.87	\$16.36	\$21.40	\$35,394
41-1011	Retail Sales Wkrs, 1st-Line Supervisors/Mgrs of	345	\$19.91	\$13.59	\$19.01	\$22.40	\$41,422
41-2031	Retail Salespersons	1,196	\$13.73	\$10.19	\$12.18	\$15.16	\$28,548
41-9099	Sales & Related Wkrs, All Other		\$10.33	\$9.24	\$9.41	\$10.48	\$21,500
11-2022	Sales Mgrs	89	\$56.25	\$39.19	\$53.33	\$67.98	\$117,009
41-3099	Sales Reps, Svcs, All Other	69	\$18.79	\$13.35	\$15.80	\$19.06	\$39,087
41-4012	Sales Reps, Wholesale/Manuf (Not Tech/Sci Prdcts)	309	\$33.64	\$20.66	\$28.04	\$38.26	\$69,972
41-4011	Sales Reps, Wholesale/Manuf, Tech.Scientific Prdcts		\$48.61	\$32.83	\$44.45	\$54.53	\$101,113
51-7041	Sawing Machine Setters, Ops, & Tenders, Wood	67	\$19.83	\$16.39	\$18.18	\$22.11	\$41,241
25-2031	Secondary School Teachers (Not Special/Voc Ed)	210					\$60,754
43-6014	Secretaries, Not Legal, Medical, & Executive	460	\$16.79	\$14.38	\$17.01	\$19.56	\$34,917
41-3031	Securities, Commodities, & Financial Svcs Sales Agents		\$19.41	\$14.12	\$16.45	\$18.77	\$40,364
33-9032	Security Guards	132	\$11.74	\$9.98	\$10.98	\$12.30	\$24,423
25-3021	Self-Enrichment Education Teachers	45	\$17.76	\$15.49	\$17.37	\$20.51	\$36,928
47-2211	Sheet Metal Wkrs		\$32.23	\$18.35	\$38.87	\$42.94	\$67,042
43-5071	Shipping, Receiving, & Traffic Clerks	145	\$14.44	\$12.12	\$13.84	\$16.47	\$30,048
51-3023	Slaughterers & Meat Packers	54	\$12.29	\$9.83	\$11.78	\$13.67	\$25,556
11-9151	Social & Community Svc Mgrs	26	\$31.22	\$24.30	\$31.92	\$36.64	\$64,937
21-1093	Social & Human Svc Assistants	252	\$12.56	\$10.51	\$11.67	\$13.88	\$26,116
25-2052	Special Educ Teachers, Kindergarten, Elementary School	53					\$52,711
25-2053	Special Education Teachers, Middle School	18					\$57,731
25-2051	Special Education Teachers, Preschool	11					
25-2054	Special Education Teachers, Secondary School	29					\$59,131

SOC Code	Longview, WA MSA Occupational Title	Estimated Employment	Average Wage	Percentiles			Annual Wage
				25th	50th	75th	
29-1127	Speech-Language Pathologists	23	\$37.78	\$30.19	\$34.86	\$40.82	\$78,577
43-5081	Stock Clerks & Order Fillers	366	\$12.91	\$10.35	\$11.57	\$14.42	\$26,853
21-1011	Substance Abuse & Behavioral Disorder Counselors	20	\$16.87	\$13.05	\$14.88	\$17.96	\$35,081
25-3098	Substitute teachers	279	\$21.31	\$16.85	\$19.89	\$26.27	\$44,317
17-3031	Surveying & Mapping Technicians		\$29.14	\$22.83	\$31.94	\$34.86	\$60,612
53-6031	Svc Station Attendants	41	\$11.15	\$9.83	\$10.77	\$11.72	\$23,196
43-2011	Switchboard Operators, Including Answering Svc	16	\$12.30	\$9.84	\$11.16	\$13.34	\$25,576
47-2082	Tapers		\$19.93	\$16.52	\$20.51	\$23.08	\$41,442
53-3041	Taxi Drivers & Chauffeurs	16	\$14.18	\$10.40	\$11.33	\$18.91	\$29,505
25-9041	Teacher Assistants	621					\$28,409
51-2092	Team Assemblers		\$15.94	\$14.20	\$16.36	\$18.06	\$33,141
49-2022	Telecom Equipment Installers & Repairers (Not Line)	68	\$24.43	\$18.27	\$22.80	\$32.20	\$50,820
43-3071	Tellers	204	\$14.85	\$12.87	\$15.18	\$17.07	\$30,891
49-3093	Tire Repairers & Changers		\$15.61	\$11.19	\$15.63	\$18.90	\$32,472
51-4194	Tool Grinders, Filers, & Sharpeners	68	\$20.98	\$19.56	\$21.17	\$22.79	\$43,638
13-1151	Training and Development Specialists	14	\$32.10	\$25.77	\$31.21	\$39.32	\$66,768
11-3071	Transportation, Storage, & Distribution Mgrs	29	\$40.65	\$32.43	\$38.83	\$44.47	\$84,557
53-1031	Transpntn/Material-Mvng Vehicle Ops, 1st-Ln Spvrs of	82	\$33.25	\$17.94	\$31.58	\$50.10	\$69,158
37-3013	Tree Trimmers & Pruners		\$17.36	\$15.73	\$16.96	\$18.19	\$36,102
53-3032	Truck Drivers, Heavy & Tractor-Trailer	751	\$17.88	\$15.37	\$17.69	\$20.81	\$37,176
53-3033	Truck Drivers, Light or Delivery Svcs	179	\$18.11	\$12.24	\$15.79	\$20.77	\$37,678
19-3051	Urban & Regional Planners	17	\$33.62	\$28.70	\$31.89	\$39.53	\$69,927
29-2056	Veterinary Technologists & Technicians	18	\$16.58	\$15.02	\$16.57	\$18.14	\$34,497
25-2032	Vocational Education Teachers, Secondary School	50					\$59,746
35-3031	Waiters & Waitresses	478	\$12.28	\$9.32	\$12.28	\$14.67	\$25,541
51-8031	Water & Liquid Waste Treatment Plant & System Ops	34	\$26.55	\$23.81	\$26.48	\$29.60	\$55,223
51-4121	Welders, Cutters, Solderers, & Brazers	74	\$24.23	\$18.12	\$21.97	\$31.67	\$50,382
13-1022	Wholesale & Retail Buyers, Not Farm Products	31	\$23.91	\$16.85	\$18.99	\$27.16	\$49,730
51-7042	Woodworking Machine Setters/Ops/Tenders (Not Sawing)	35	\$20.69	\$16.63	\$20.52	\$24.50	\$43,034

Mount Vernon-Anacortes, WA MSA
2013 Occupational Employment
and Wage Estimates
Includes Skagit County



SOC Code	Mount Vernon-Anacortes, WA MSA Occupational Title	Estimated Employment	Average Wage	Percentiles			Annual Wage
				25th	50th	75th	
13-2011	Accountants & Auditors	255	\$29.39	\$23.66	\$27.94	\$34.01	\$61,138
11-3011	Administrative Svcs Mgrs	54	\$43.96	\$31.31	\$39.17	\$49.48	\$91,427
41-3011	Advertising Sales Agents	23	\$22.14	\$11.54	\$17.72	\$28.42	\$46,039
49-3011	Aircraft Mechanics & Svc Technicians	26	\$22.44	\$19.11	\$23.16	\$26.48	\$46,675
39-3091	Amusement & Recreation Attendants	64	\$9.69	\$9.28	\$9.41	\$9.57	\$20,143
51-2099	Assemblers & Fabricators, All Other	121	\$21.60	\$16.69	\$20.73	\$25.54	\$44,939
49-3021	Automotive Body & Related Repairers	42	\$26.39	\$19.81	\$22.41	\$27.06	\$54,887
49-3023	Automotive Svc Technicians & Mechanics	276	\$23.04	\$17.87	\$21.58	\$27.14	\$47,930
51-3011	Bakers	56	\$14.42	\$12.42	\$13.85	\$15.97	\$29,986
35-3011	Bartenders	117	\$12.03	\$9.32	\$10.37	\$14.67	\$25,037
43-3011	Bill & Account Collectors	53	\$18.91	\$15.06	\$17.50	\$21.43	\$39,316
43-3021	Billing & Posting Clerks & Machine Operators	202	\$19.29	\$15.78	\$17.88	\$21.73	\$40,115
19-4021	Biological Technicians	45	\$16.34	\$14.36	\$16.29	\$18.60	\$33,993
43-3031	Bookkeeping, Accounting, & Auditing Clerks	793	\$18.03	\$14.60	\$17.73	\$21.68	\$37,519
43-4011	Brokerage Clerks	10	\$19.32	\$15.08	\$20.48	\$22.71	\$40,182
49-3031	Bus & Truck Mechanics & Diesel Engine Specialists	243	\$23.16	\$19.62	\$24.29	\$27.44	\$48,158
53-3022	Bus Drivers, School	193	\$19.34	\$17.28	\$19.48	\$21.75	\$40,233
13-1199	Business Operations Specialists, All Other	160	\$29.67	\$24.42	\$29.00	\$34.43	\$61,719
51-3021	Butchers & Meat Cutters	58	\$16.37	\$9.31	\$19.48	\$21.67	\$34,058
51-7011	Cabinetmakers & Bench Carpenters		\$20.61	\$17.95	\$20.49	\$22.70	\$42,859
43-5011	Cargo & Freight Agents	22	\$21.98	\$19.06	\$20.76	\$22.46	\$45,718
47-2031	Carpenters	417	\$23.76	\$17.73	\$22.80	\$28.90	\$49,434
41-2011	Cashiers	1,464	\$12.14	\$9.46	\$10.53	\$12.40	\$25,233
35-1011	Chefs & Head Cooks	46	\$19.91	\$17.76	\$19.71	\$21.86	\$41,417
11-1011	Chief Executives	66	\$58.54	\$48.71	\$55.12	\$67.27	\$121,760
39-9011	Child Care Wkrs	254	\$10.12	\$9.32	\$9.53	\$10.68	\$21,057
21-1021	Child, Family, & School Social Wkrs	127	\$22.69	\$18.89	\$24.18	\$26.07	\$47,181
29-1011	Chiropractors	20					
17-3022	Civil Engineering Technicians	55	\$27.07	\$24.17	\$27.36	\$30.34	\$56,308
17-2051	Civil Engineers	98	\$33.50	\$29.91	\$31.42	\$37.42	\$69,681
53-7061	Cleaners of Vehicles & Equipment	95	\$11.11	\$9.39	\$9.66	\$12.86	\$23,116
19-3031	Clinical, Counseling, & School Psychologists	22	\$34.13	\$29.81	\$33.98	\$38.64	\$70,983
27-2022	Coaches & Scouts	113					\$29,889
51-9121	Coating/Painting/Spraying Machine Setters/Ops/Tenders	31	\$15.91	\$13.05	\$14.38	\$17.98	\$33,083
35-3021	Comb Food Preparation & Serving Wkrs, Inc Fast Food	890	\$10.76	\$9.32	\$9.65	\$11.33	\$22,375
21-1099	Community & Social Svc Specialists, All Other	16	\$20.45	\$13.42	\$16.60	\$22.98	\$42,536
13-1041	Compliance Ofcrrs (Not Ag/Const/Safety/Transportn)	56	\$26.78	\$21.91	\$26.12	\$31.60	\$55,714
11-3021	Computer & Information Systems Mgrs	40	\$55.06	\$38.90	\$45.51	\$64.48	\$114,518
15-1152	Computer Network Support Specialists	11	\$28.67	\$26.00	\$28.32	\$31.40	\$59,620
15-1199	Computer Occupations, All Other	17	\$27.25	\$18.83	\$29.84	\$33.99	\$56,675
15-1131	Computer Programmers		\$43.40	\$34.86	\$45.81	\$53.47	\$90,285
15-1132	Computer Software Engineers, Applications	59	\$47.37	\$39.09	\$46.58	\$58.11	\$98,517
15-1151	Computer Support Specialists	115	\$26.33	\$19.11	\$26.17	\$30.37	\$54,774
15-1121	Computer Systems Analysts	25	\$44.80	\$36.79	\$42.00	\$49.78	\$93,183
51-4011	Computer-Controlled Machine Tool Ops, Mtl/Plastic	71	\$18.35	\$16.29	\$17.97	\$20.51	\$38,170
19-1031	Conservation Scientists	54	\$29.98	\$21.38	\$28.29	\$35.72	\$62,367
47-4011	Construction & Building Inspectors	29	\$29.55	\$26.63	\$31.35	\$32.93	\$61,450
47-2061	Construction Laborers	360	\$18.21	\$15.15	\$16.90	\$18.93	\$37,883
11-9021	Construction Mgrs	46	\$62.62	\$44.93	\$54.16	\$78.18	\$130,246
47-1011	Construction Trades/Extraction Wkrs, 1st-Ln Spvrs	210	\$34.84	\$25.59	\$33.52	\$43.56	\$72,459
35-2012	Cooks, Institution & Cafeteria	168	\$13.78	\$10.84	\$13.31	\$16.54	\$28,680
35-2014	Cooks, Restaurant	521	\$12.39	\$10.67	\$12.20	\$13.93	\$25,770
35-2015	Cooks, Short Order	21	\$11.51	\$10.38	\$11.27	\$12.66	\$23,944
13-1051	Cost Estimators	87	\$29.40	\$24.05	\$29.58	\$34.65	\$61,142
41-2021	Counter & Rental Clerks	296	\$13.02	\$9.44	\$11.42	\$14.79	\$27,077

SOC Code	Mount Vernon-Anacortes, WA MSA Occupational Title	Estimated Employment	Average Wage	Percentiles			Annual Wage
				25th	50th	75th	
35-3022	Counter Attendants, Cafeteria, Concession, Coffee Shop	477	\$10.50	\$9.30	\$9.50	\$10.95	\$21,823
43-5021	Couriers & Messengers		\$16.56	\$14.42	\$16.26	\$18.03	\$34,445
43-4031	Court, Municipal, & License Clerks	87	\$21.73	\$19.53	\$21.40	\$23.37	\$45,214
43-4051	Customer Svc Reps	374	\$15.21	\$11.22	\$14.75	\$17.91	\$31,630
43-9021	Data Entry Keyers	16	\$12.79	\$10.94	\$12.72	\$14.47	\$26,616
31-9091	Dental Assistants	179	\$19.43	\$17.04	\$19.46	\$21.81	\$40,418
29-2021	Dental Hygienists	126	\$47.01	\$42.92	\$47.69	\$52.88	\$97,781
51-9081	Dental Laboratory Technicians	20	\$19.47	\$10.88	\$20.24	\$27.42	\$40,516
29-1021	Dentists, General	30	\$82.49	\$60.09	\$68.49	\$91.23	\$171,582
33-3021	Detectives & Criminal Investigators	17	\$34.23	\$31.52	\$34.12	\$36.13	\$71,206
29-2032	Diagnostic Medical Sonographers	58	\$38.08	\$33.73	\$37.64	\$42.99	\$79,214
29-1031	Dietitians & Nutritionists	16	\$26.29	\$20.07	\$26.39	\$31.62	\$54,681
35-9011	Dining Room & Cafeteria Attendants & Bartender Helpers		\$10.14	\$9.36	\$9.57	\$10.76	\$21,097
35-9021	Dishwashers	267	\$10.09	\$9.35	\$9.85	\$10.84	\$20,988
43-5032	Dispatchers, Not Police, Fire, & Ambulance	55	\$21.04	\$17.41	\$21.23	\$24.99	\$43,779
17-3019	Drafters, All Other	19	\$22.31	\$18.74	\$21.65	\$26.01	\$46,412
53-3031	Driver/Sales Wkrs	144	\$15.57	\$10.57	\$11.67	\$17.59	\$32,384
47-2081	Drywall & Ceiling Tile Installers		\$22.50	\$20.27	\$22.53	\$25.75	\$46,801
27-3041	Editors	18	\$24.60	\$22.45	\$25.05	\$27.40	\$51,179
11-9031	Educ Administrators, Preschool/Child Care Center/Pgms	18	\$23.63	\$19.26	\$25.23	\$28.34	\$49,154
11-9039	Education Administrators, All Other	15	\$33.11	\$21.74	\$26.53	\$48.07	\$68,858
11-9032	Education Administrators, Elem & Secondary School	75					\$101,600
25-9099	Education, Training, & Library Wkrs, All Other	31	\$22.69	\$17.68	\$21.32	\$26.33	\$47,176
21-1012	Educational, Vocational, & School Counselors	87	\$28.64	\$22.12	\$28.58	\$34.64	\$59,566
51-2022	Electrical & Electronic Equipment Assemblers	12	\$23.07	\$17.54	\$21.22	\$29.56	\$47,991
49-2094	Electrical/Electronics Repairers, Industrial Equipmt	12	\$26.39	\$20.99	\$28.29	\$31.66	\$54,883
47-2111	Electricians	438	\$31.71	\$23.90	\$34.09	\$41.71	\$65,955
25-2021	Elementary School Teachers, Not Special Education	451					\$61,247
43-4061	Eligibility Interviewers, Government Programs	49	\$20.88	\$18.89	\$22.47	\$22.48	\$43,438
29-2041	Emergency Medical Technicians & Paramedics	93	\$25.59	\$20.06	\$24.72	\$32.87	\$53,233
13-1071	Employment, Recruitment, & Placement Specialists	78	\$27.80	\$22.55	\$28.38	\$33.17	\$57,827
11-9041	Engineering Mgrs	46	\$55.59	\$39.65	\$51.98	\$66.74	\$115,625
17-3029	Engineering Technicians, Not Drafters, All Other	57	\$38.85	\$37.61	\$40.81	\$44.19	\$80,814
17-2199	Engineers, All Other	13	\$33.39	\$18.55	\$31.59	\$36.30	\$69,457
19-4091	Environmental Science & Protection Techs (Inc Health)	11	\$19.73	\$16.89	\$19.17	\$21.95	\$41,024
19-2041	Environmental Scientists & Specialists (Inc Health)	44	\$28.43	\$22.07	\$26.33	\$30.17	\$59,142
43-6011	Executive Secretaries & Administrative Assistants	121	\$23.60	\$19.14	\$23.70	\$27.56	\$49,074
45-4021	Fallers		\$31.13	\$30.03	\$32.22	\$34.40	\$64,749
29-1062	Family & General Practitioners	57	\$75.48	\$56.36	\$73.23	\$88.63	\$156,984
45-1011	Farming, Fishing, & Forestry Wkrs, 1st-Ln Sprvs/Mgrs	23	\$27.56	\$23.86	\$29.68	\$30.96	\$57,314
45-2092	FarmWkrs & Laborers, Crop, Nursery, & Greenhouse	40	\$12.35	\$10.17	\$11.29	\$14.15	\$25,687
51-2091	Fiberglass Laminators & Fabricators	146	\$15.36	\$13.14	\$14.49	\$17.28	\$31,941
43-4071	File Clerks	39	\$13.92	\$12.03	\$13.73	\$15.73	\$28,958
11-3031	Financial Mgrs	108	\$51.17	\$37.24	\$45.81	\$56.51	\$106,425
13-2099	Financial Specialists, All Other	13	\$18.96	\$16.76	\$18.32	\$20.98	\$39,440
33-2011	Fire Fighters	96	\$25.75	\$9.54	\$30.89	\$39.01	\$53,555
33-1021	Fire Fighting & Prevention Wkrs, 1st-Ln Sprvs of	34	\$33.72	\$26.61	\$32.35	\$40.99	\$70,147
39-9031	Fitness Trainers & Aerobics Instructors	112	\$15.46	\$10.00	\$14.25	\$18.87	\$32,175
27-1023	Floral Designers	16	\$14.65	\$13.05	\$14.22	\$16.35	\$30,462
35-1012	Food Preparation & Serving Wkrs, 1st-Ln Sprvs of	219	\$17.85	\$13.08	\$17.39	\$22.26	\$37,133
35-2021	Food Preparation Wkrs	254	\$10.49	\$9.36	\$9.83	\$11.16	\$21,814
11-9051	Food Svc Mgrs	39	\$24.64	\$17.88	\$23.98	\$31.85	\$51,261
13-1131	Fundraisers	23	\$21.77	\$16.53	\$23.81	\$26.59	\$45,275
11-1021	General & Operations Mgrs	354	\$45.81	\$31.56	\$39.52	\$54.38	\$95,274
19-2042	Geoscientists, Not Hydrologists & Geographers	19	\$39.75	\$30.60	\$35.69	\$44.13	\$82,662
27-1024	Graphic Designers	27	\$18.82	\$13.99	\$16.67	\$20.17	\$39,152
39-5012	Hairdressers, Hairstylists, & Cosmetologists	181	\$13.28	\$9.59	\$11.31	\$15.09	\$27,623
47-4041	Hazardous Materials Removal Wkrs		\$18.10	\$16.24	\$17.50	\$18.77	\$37,647
21-1091	Health Educators	11	\$28.40	\$21.10	\$25.97	\$39.07	\$59,078
29-2099	Health Technologists & Technicians, All Other	64	\$26.20	\$19.96	\$25.57	\$31.67	\$54,508
31-9099	Healthcare Support Wkrs, All Other	98	\$14.07	\$11.35	\$13.46	\$16.06	\$29,260
29-2092	Hearing Aid Specialists		\$33.40	\$31.90	\$33.80	\$35.68	\$69,479

SOC Code	Mount Vernon-Anacortes, WA MSA Occupational Title	Estimated Employment	Average Wage	Percentiles			Annual Wage
				25th	50th	75th	
49-9021	Heating, Air Cond, Refrigeration Mechanics & Installers	38	\$25.05	\$23.95	\$25.70	\$27.92	\$52,097
53-1021	Helpers, Laborers, & Material Movers, 1st-Ln Spvrs of	38	\$23.17	\$16.92	\$21.65	\$27.66	\$48,181
47-4051	Highway Maintenance Wkrs	74	\$23.60	\$19.60	\$24.05	\$26.59	\$49,083
31-1011	Home Health Aides	203	\$11.04	\$10.23	\$10.86	\$11.50	\$22,969
43-4081	Hotel, Motel, & Resort Desk Clerks	147	\$12.50	\$10.82	\$12.22	\$13.86	\$25,988
37-1011	Housekeeping/Janitorial Wkrs, 1st-Line Spvrs	54	\$18.17	\$12.21	\$14.90	\$22.27	\$37,795
43-4161	Human Resources Assistants, Not Payroll & Timekeeping	51	\$20.82	\$16.81	\$20.36	\$24.52	\$43,298
11-3121	Human Resources Managers	28	\$45.74	\$32.05	\$44.24	\$55.49	\$95,129
17-2112	Industrial Engineers	57	\$40.76	\$28.72	\$39.34	\$50.61	\$84,770
49-9041	Industrial Machinery Mechanics		\$26.04	\$19.79	\$23.38	\$29.85	\$54,177
11-3051	Industrial Production Mgrs	55	\$42.40	\$35.43	\$41.69	\$48.24	\$88,192
53-7051	Industrial Truck & Tractor Operators	115	\$15.75	\$12.35	\$16.25	\$18.22	\$32,753
43-4199	Information & Record Clerks, All Other	49	\$15.43	\$11.89	\$14.96	\$18.00	\$32,091
51-9061	Inspectors, Testers, Sorters, Samplers, & Weighers	105	\$19.51	\$13.88	\$20.47	\$23.90	\$40,586
49-9098	Installation, Maintenance, & Repair Helpers	40	\$11.50	\$9.47	\$10.60	\$12.03	\$23,912
49-9099	Installation, Maintenance, & Repair Wkrs, A/O	29	\$23.00	\$20.40	\$22.44	\$26.59	\$47,838
25-9031	Instructional Coordinators	52	\$32.46	\$25.36	\$34.06	\$40.74	\$67,507
41-3021	Insurance Sales Agents	95	\$25.16	\$13.36	\$15.50	\$29.07	\$52,317
29-1063	Internists, General	11	\$87.72	\$77.64	\$84.40	\$91.16	\$182,452
27-3091	Interpreters & Translators	22	\$17.98	\$14.04	\$19.46	\$21.54	\$37,413
43-4111	Interviewers, Not Eligibility & Loan		\$17.00	\$15.32	\$16.92	\$18.52	\$35,363
37-2011	Janitors & Cleaners, Not Maids & Housekeeping Cleaners	706	\$14.45	\$10.96	\$14.16	\$17.26	\$30,058
25-2012	Kindergarten Teachers, Not Special Education	59					\$52,726
53-7062	Laborers & Freight, Stock, & Material Movers, Hand	403	\$14.97	\$11.25	\$13.66	\$18.01	\$31,124
37-1012	Landscape, Lawn, Groundskeep Wkrs, 1st-Line Spvrs	38	\$22.68	\$17.59	\$21.67	\$27.87	\$47,168
37-3011	Landscaping & Groundskeeping Wkrs	284	\$14.01	\$10.34	\$12.54	\$14.86	\$29,128
23-1011	Lawyers	59	\$44.62	\$38.85	\$45.37	\$52.14	\$92,818
43-6012	Legal Secretaries		\$20.42	\$17.46	\$20.76	\$23.01	\$42,471
11-1031	Legislators	32					\$66,214
25-4021	Librarians		\$23.49	\$20.17	\$21.63	\$23.08	\$48,852
43-4121	Library Assistants, Clerical		\$15.01	\$12.45	\$14.24	\$17.61	\$31,222
25-4031	Library Technicians		\$19.42	\$16.64	\$19.80	\$22.39	\$40,399
29-2061	Licensed Practical & Licensed Vocational Nurses	151	\$22.37	\$20.33	\$22.02	\$23.97	\$46,538
43-4131	Loan Interviewers & Clerks	56	\$16.39	\$11.91	\$16.57	\$19.67	\$34,089
13-2072	Loan Officers	143	\$35.69	\$26.08	\$31.18	\$47.74	\$74,235
45-4022	Logging Equipment Operators	68	\$20.67	\$19.49	\$20.89	\$22.27	\$43,010
53-7063	Machine Feeders & Offbearers	80	\$14.15	\$11.33	\$13.93	\$16.58	\$29,429
51-4041	Machinists	86	\$25.27	\$17.70	\$25.05	\$31.89	\$52,556
37-2012	Maids & Housekeeping Cleaners	394	\$11.15	\$9.55	\$10.69	\$11.91	\$23,208
43-9051	Mail Clerks & Mail Machine Ops, Not Postal Svc	11	\$13.85	\$11.04	\$13.16	\$16.27	\$28,800
49-9071	Maintenance and Repair Workers, General	444	\$18.92	\$14.84	\$18.01	\$23.10	\$39,343
49-9043	Maintenance Wkrs, Machinery	41	\$17.43	\$11.69	\$15.57	\$21.47	\$36,251
13-1111	Management Analysts	41	\$37.68	\$27.61	\$36.39	\$46.37	\$78,389
13-1161	Market Research Analysts	49	\$27.19	\$19.17	\$22.64	\$37.22	\$56,553
31-9011	Massage Therapists	23	\$32.67	\$28.10	\$33.15	\$37.67	\$67,944
51-3022	Meat, Poultry, & Fish Cutters & Trimmers	456	\$12.45	\$9.82	\$10.91	\$12.01	\$25,902
17-3013	Mechanical Drafters	14	\$25.82	\$20.50	\$24.72	\$30.68	\$53,710
17-2141	Mechanical Engineers	51	\$37.66	\$32.46	\$36.27	\$43.40	\$78,327
49-1011	Mechanics, Installers, Repairers, 1st-Ln Spvrs/Mgrs	184	\$33.30	\$25.69	\$31.46	\$37.59	\$69,276
29-2011	Medical & Clinical Laboratory Technologists	50	\$31.33	\$27.50	\$32.75	\$36.74	\$65,180
11-9111	Medical & Health Svcs Mgrs	93	\$41.14	\$30.42	\$39.06	\$47.73	\$85,572
21-1022	Medical & Public Health Social Wkrs	20	\$22.04	\$14.84	\$19.60	\$28.13	\$45,847
31-9092	Medical Assistants	255	\$16.02	\$13.97	\$16.10	\$18.01	\$33,321
29-2071	Medical Records & Health Information Technicians	144	\$16.20	\$11.49	\$14.51	\$19.93	\$33,692
43-6013	Medical Secretaries	284	\$17.43	\$15.34	\$17.12	\$19.13	\$36,250
31-9094	Medical Transcriptionists	25	\$14.81	\$9.37	\$14.08	\$17.88	\$30,800
21-1023	Mental Health & Substance Abuse Social Wkrs		\$22.26	\$18.76	\$24.37	\$27.15	\$46,298
21-1014	Mental Health Counselors	41	\$22.63	\$17.06	\$20.28	\$28.86	\$47,086
43-5041	Meter Readers, Utilities	11	\$21.24	\$17.01	\$21.39	\$26.01	\$44,163
11-9199	Mgrs, All Other	44	\$46.31	\$36.15	\$44.14	\$54.77	\$96,329
25-2022	Middle School Teachers (Not Special Ed & Vocational)	124					\$59,761
49-9044	Millwrights	37	\$25.27	\$21.25	\$25.12	\$28.85	\$52,576

SOC Code	Mount Vernon-Anacortes, WA MSA Occupational Title	Estimated Employment	Average Wage	Percentiles			Annual Wage
				25th	50th	75th	
51-9023	Mixing & Blending Machine Setters, Ops, & Tenders	28	\$13.89	\$9.36	\$10.33	\$18.27	\$28,890
49-3042	Mobile Heavy Equipment Mechanics, Not Engines	41	\$22.33	\$20.26	\$22.11	\$24.31	\$46,461
49-3051	Motorboat Mechanics	27	\$17.17	\$15.47	\$16.83	\$18.18	\$35,723
11-9121	Natural Sciences Mgrs	31	\$43.55	\$39.46	\$43.85	\$50.00	\$90,596
15-1142	Network and Computer Systems Administrators	61	\$33.06	\$25.55	\$29.43	\$40.99	\$68,746
43-4141	New Accounts Clerks	35	\$15.91	\$14.38	\$16.17	\$17.73	\$33,093
39-2021	Nonfarm Animal Caretakers	56	\$10.89	\$9.35	\$9.56	\$11.70	\$22,659
41-1012	Non-Retail Sales Wkrs, 1st-Line Spvrs of	45	\$34.05	\$22.80	\$33.71	\$39.12	\$70,818
51-4012	Numerical Tool & Process Control Programmers	21	\$21.63	\$17.08	\$21.36	\$25.18	\$44,989
29-1171	Nurse Practitioners	46	\$42.11	\$38.46	\$41.88	\$45.30	\$87,572
31-1014	Nursing Assistants	461	\$14.00	\$11.09	\$13.02	\$15.69	\$29,119
29-9011	Occupational Health & Safety Specialists	27					
29-1122	Occupational Therapists	24	\$31.48	\$27.03	\$32.21	\$36.26	\$65,491
43-1011	Office & Admin Support Wkrs, 1st-Line Spvrs of	478	\$24.04	\$18.27	\$22.85	\$29.65	\$50,017
43-9199	Office & Administrative Support Wkrs, All Other	123	\$14.05	\$11.24	\$13.27	\$15.29	\$29,215
43-9061	Office Clerks, General	602	\$15.76	\$12.86	\$15.05	\$17.75	\$32,784
47-2073	Operating Engineers/Construction Equipment Ops	161	\$23.83	\$19.13	\$22.20	\$27.00	\$49,564
29-2081	Opticians, Dispensing	20	\$20.22	\$16.35	\$21.03	\$24.85	\$42,053
43-4151	Order Clerks	58	\$15.92	\$13.11	\$15.55	\$18.39	\$33,127
49-3053	Outdoor Power Equipment & Other Small Engine Mechanics		\$16.88	\$15.40	\$16.99	\$18.57	\$35,108
51-9111	Packaging & Filling Machine Operators & Tenders	124	\$11.67	\$9.40	\$10.51	\$12.80	\$24,288
53-7064	Packers & Packagers, Hand		\$10.94	\$9.42	\$9.68	\$11.67	\$22,744
47-2141	Painters, Construction & Maintenance	60	\$21.71	\$16.75	\$19.55	\$26.58	\$45,163
51-9122	Painters, Transportation Equipment	24	\$19.44	\$16.90	\$19.84	\$22.09	\$40,449
51-9123	Painting, Coating, & Decorating Wkrs		\$16.75	\$15.61	\$16.75	\$17.88	\$34,842
23-2011	Paralegals & Legal Assistants	76	\$22.02	\$17.60	\$20.53	\$23.13	\$45,796
41-2022	Parts Salespersons	171	\$17.13	\$12.17	\$16.19	\$21.00	\$35,636
43-3051	Payroll & Timekeeping Clerks	67	\$21.35	\$17.07	\$21.00	\$25.65	\$44,399
39-9021	Personal & Home Care Aides	78	\$10.56	\$10.01	\$10.60	\$11.19	\$21,962
39-1021	Personal Svc Wkrs, 1st-Line Supervisors/Mgrs of	63	\$19.19	\$15.28	\$19.03	\$21.98	\$39,919
29-1051	Pharmacists	83	\$54.69	\$50.22	\$54.79	\$60.26	\$113,741
29-2052	Pharmacy Technicians	108	\$18.70	\$16.22	\$19.05	\$21.40	\$38,892
31-9097	Phlebotomists	24	\$16.26	\$14.68	\$16.25	\$17.86	\$33,828
51-9151	Photographic Process Workers & Machine Operators		\$14.08	\$12.16	\$13.57	\$15.07	\$29,288
29-1069	Phys/Surgeons, A/O (Cardiologists, Dermatologists, etc)	43	\$100.36	\$76.82	\$91.28	\$91.80	\$208,751
31-2022	Physical Therapist Aides	31	\$14.92	\$13.18	\$15.18	\$16.95	\$31,030
31-2021	Physical Therapist Assistants	29	\$22.17	\$20.13	\$22.00	\$24.27	\$46,127
29-1123	Physical Therapists	73	\$37.20	\$33.19	\$37.21	\$42.17	\$77,376
29-1071	Physician Assistants	17	\$45.03	\$37.55	\$44.84	\$53.37	\$93,660
47-2152	Plumbers, Pipefitters, & Steamfitters	206	\$33.24	\$25.57	\$32.23	\$41.54	\$69,143
33-1012	Police & Detectives, 1st-Line Supervisors/Mgrs of	28	\$40.92	\$38.13	\$41.21	\$44.31	\$85,113
33-3051	Police & Sheriff's Patrol Officers	138	\$31.84	\$30.14	\$32.46	\$34.82	\$66,229
43-5051	Postal Svc Clerks	26	\$25.35	\$25.87	\$25.88	\$25.88	\$52,736
43-5052	Postal Svc Mail Carriers	108	\$25.43	\$23.42	\$27.08	\$27.54	\$52,906
11-9131	Postmasters & Mail Superintendents	11	\$30.29	\$25.17	\$30.64	\$38.31	\$63,005
25-2011	Preschool Teachers, Not Special Education	103	\$13.64	\$10.32	\$11.33	\$16.64	\$28,377
51-5112	Printing Press Operators	26	\$14.07	\$10.26	\$12.14	\$17.22	\$29,271
43-3061	Procurement Clerks	41	\$20.74	\$17.85	\$20.45	\$23.79	\$43,147
51-1011	Production & Operating Wkrs, 1st-Line Spvrs of	261	\$31.37	\$23.64	\$28.72	\$36.41	\$65,254
51-9199	Production Wkrs, All Other		\$21.19	\$15.52	\$17.57	\$30.11	\$44,066
51-9198	Production Worker Helpers	124	\$13.90	\$11.37	\$12.99	\$14.61	\$28,922
43-5061	Production, Planning, & Expediting Clerks	34	\$29.26	\$20.64	\$26.51	\$35.30	\$60,873
11-9141	Property, Real Estate, & Community Association Mgrs	26	\$22.13	\$11.76	\$25.07	\$28.10	\$46,020
33-9099	Protective Svc Wkrs, All Other		\$19.62	\$16.25	\$16.92	\$22.82	\$40,808
11-2031	Public Relations Mgrs	12	\$36.55	\$30.39	\$36.92	\$42.33	\$76,021
27-3031	Public Relations Specialists	68	\$29.28	\$25.20	\$28.90	\$33.14	\$60,917
13-1023	Purchasing Agents (Not Wholesale/Retail/Farm Products)	65	\$27.79	\$21.92	\$25.87	\$31.99	\$57,817
11-3061	Purchasing Mgrs	12	\$32.50	\$26.40	\$29.36	\$39.97	\$67,605
29-2034	Radiologic Technologists & Technicians	78	\$31.75	\$23.75	\$30.90	\$37.37	\$66,034
43-4171	Receptionists & Information Clerks	330	\$14.08	\$11.22	\$13.77	\$16.56	\$29,295
39-9032	Recreation Wkrs	126	\$11.81	\$9.38	\$10.83	\$13.32	\$24,561
49-3092	Recreational Vehicle Svc Technicians		\$17.92	\$14.21	\$16.63	\$21.16	\$37,284

SOC Code	Mount Vernon-Anacortes, WA MSA Occupational Title	Estimated Employment	Average Wage	Percentiles			Annual Wage
				25th	50th	75th	
53-7081	Refuse & Recyclable Material Collectors	51	\$24.91	\$23.17	\$25.64	\$27.88	\$51,799
29-1141	Registered Nurses	840	\$34.36	\$26.83	\$31.36	\$41.99	\$71,472
21-1015	Rehabilitation Counselors	165	\$20.43	\$14.57	\$18.18	\$24.79	\$42,482
41-1011	Retail Sales Wkrs, 1st-Line Supervisors/Mgrs of	435	\$23.75	\$15.71	\$20.08	\$27.36	\$49,393
41-2031	Retail Salespersons	1,814	\$14.10	\$9.84	\$11.53	\$14.95	\$29,337
47-2181	Roofers	60	\$18.11	\$13.87	\$19.02	\$21.44	\$37,674
53-5011	Sailors & Marine Oilers	66	\$20.27	\$13.44	\$22.52	\$26.33	\$42,147
11-2022	Sales Mgrs	70	\$55.98	\$35.43	\$52.12	\$64.89	\$116,432
41-3099	Sales Reps, Svcs, All Other	148	\$23.14	\$13.64	\$18.77	\$25.62	\$48,145
41-4012	Sales Reps, Wholesale/Manuf (Not Tech/Sci Prdcts)	397	\$28.35	\$18.79	\$25.02	\$36.81	\$58,958
51-7041	Sawing Machine Setters, Ops, & Tenders, Wood	57	\$18.50	\$16.05	\$17.78	\$20.99	\$38,476
25-2031	Secondary School Teachers (Not Special/Voc Ed)	276					\$60,488
43-6014	Secretaries, Not Legal, Medical, & Executive	631	\$16.73	\$13.89	\$16.70	\$19.23	\$34,782
41-3031	Securities, Commodities, & Financial Svcs Sales Agents	81					
33-9032	Security Guards	123	\$14.29	\$10.57	\$13.06	\$18.07	\$29,719
25-3021	Self-Enrichment Education Teachers	75	\$21.40	\$15.71	\$20.45	\$26.71	\$44,514
51-6031	Sewing Machine Operators		\$12.09	\$9.83	\$10.86	\$11.95	\$25,142
47-2211	Sheet Metal Wkrs	25	\$23.27	\$13.74	\$24.13	\$29.21	\$48,392
43-5071	Shipping, Receiving, & Traffic Clerks	189	\$16.01	\$12.42	\$15.18	\$18.03	\$33,293
11-9151	Social & Community Svc Mgrs	57	\$33.29	\$25.93	\$31.98	\$39.62	\$69,246
21-1093	Social & Human Svc Assistants	162	\$12.98	\$10.57	\$11.57	\$14.75	\$27,011
19-3099	Social Scientists & Related Wkrs, All Other	16	\$35.65	\$29.21	\$36.37	\$42.93	\$74,162
21-1029	Social Wkrs, All Other	23	\$20.08	\$14.74	\$17.68	\$26.06	\$41,770
25-2052	Special Educ Teachers, Kindergarten, Elementary School	60					\$60,433
25-2053	Special Education Teachers, Middle School	14					\$62,444
25-2051	Special Education Teachers, Preschool						\$62,159
25-2054	Special Education Teachers, Secondary School	30					\$56,932
29-1127	Speech-Language Pathologists	28	\$29.57	\$25.60	\$29.34	\$33.89	\$61,496
43-5081	Stock Clerks & Order Fillers	665	\$13.67	\$10.15	\$12.50	\$16.41	\$28,448
51-2041	Structural Metal Fabricators & Fitters		\$16.24	\$12.83	\$14.97	\$18.79	\$33,782
21-1011	Substance Abuse & Behavioral Disorder Counselors	34	\$22.45	\$19.19	\$21.94	\$26.04	\$46,707
25-3098	Substitute teachers	354	\$17.74	\$16.29	\$17.58	\$18.87	\$36,903
29-1067	Surgeons	22	\$128.56	\$91.23	\$91.23	\$91.23	\$267,407
29-2055	Surgical Technologists	14	\$22.99	\$20.39	\$22.89	\$26.13	\$47,818
17-3031	Surveying & Mapping Technicians	27	\$22.94	\$19.49	\$23.21	\$26.62	\$47,722
17-1022	Surveyors	13	\$37.26	\$33.34	\$36.52	\$42.10	\$77,502
53-6031	Svc Station Attendants	40	\$13.43	\$12.10	\$13.37	\$14.66	\$27,926
43-2011	Switchboard Operators, Including Answering Svc	37	\$13.38	\$11.05	\$13.09	\$15.02	\$27,842
13-2082	Tax Preparers	14	\$15.53	\$13.87	\$15.64	\$17.38	\$32,297
53-3041	Taxi Drivers & Chauffeurs	13	\$13.74	\$11.12	\$13.52	\$16.50	\$28,569
25-9041	Teacher Assistants	691					\$32,905
25-3099	Teachers & Instructors, All Other	58					\$54,988
51-2092	Team Assemblers	116	\$13.93	\$12.30	\$13.94	\$15.82	\$28,987
49-2022	Telecom Equipment Installers & Repairers (Not Line)		\$29.23	\$24.88	\$29.46	\$34.10	\$60,795
43-3071	Tellers	223	\$12.32	\$10.85	\$11.97	\$13.70	\$25,616
49-3093	Tire Repairers & Changers	62	\$15.29	\$11.58	\$14.50	\$19.12	\$31,809
23-2093	Title Examiners, Abstractors, & Searchers		\$20.94	\$19.47	\$21.30	\$23.12	\$43,562
13-1151	Training and Development Specialists	82	\$29.94	\$22.71	\$30.98	\$39.34	\$62,285
11-3071	Transportation, Storage, & Distribution Mgrs	33	\$42.80	\$33.18	\$40.55	\$45.59	\$89,020
53-1031	Transpnt/Material-Mvng Vehicle Ops, 1st-Ln Spvrs of	58	\$25.95	\$20.17	\$23.80	\$31.50	\$53,978
53-3032	Truck Drivers, Heavy & Tractor-Trailer	702	\$20.90	\$18.42	\$20.78	\$22.92	\$43,472
53-3033	Truck Drivers, Light or Delivery Svcs	274	\$19.26	\$13.46	\$16.71	\$23.02	\$40,052
19-3051	Urban & Regional Planners	33	\$33.22	\$29.31	\$33.34	\$36.55	\$69,086
39-3031	Ushers, Lobby Attendants, & Ticket Takers	22	\$9.95	\$9.24	\$9.34	\$10.32	\$20,702
29-1131	Veterinarians	36	\$40.41	\$34.61	\$41.67	\$46.40	\$84,072
31-9096	Veterinary Assistants & Laboratory Animal Caretakers	27	\$13.02	\$11.08	\$12.91	\$14.58	\$27,078
29-2056	Veterinary Technologists & Technicians	49	\$17.28	\$15.38	\$17.25	\$19.20	\$35,953
25-1194	Vocational Education Teachers, Postsecondary	110	\$25.86	\$17.46	\$24.36	\$31.90	\$53,792
35-3031	Waiters & Waitresses	858	\$11.75	\$9.30	\$11.82	\$13.91	\$24,444
51-8031	Water & Liquid Waste Treatment Plant & System Ops	71	\$27.60	\$24.39	\$28.21	\$32.56	\$57,410
15-1134	Web Developers		\$19.17	\$16.11	\$17.34	\$18.58	\$39,870
43-5111	Weighers, Measurers, Checkers, Samplers - Recordkeeping	15	\$17.21	\$13.89	\$17.56	\$20.82	\$35,794

SOC Code	Mount Vernon-Anacortes, WA MSA Occupational Title	Estimated Employment	Average Wage	Percentiles			Annual Wage
				25th	50th	75th	
51-4121	Welders, Cutters, Solderers, & Brazers	157	\$24.14	\$19.47	\$23.28	\$29.91	\$50,225
13-1022	Wholesale & Retail Buyers, Not Farm Products	43	\$30.47	\$20.49	\$26.66	\$38.04	\$63,377
51-7042	Woodworking Machine Setters/Ops/Tenders (Not Sawing)	37	\$16.56	\$12.48	\$15.09	\$20.62	\$34,435
43-9022	Word Processors & Typists	12	\$13.99	\$10.66	\$13.00	\$16.83	\$29,105
19-1023	Zoologists & Wildlife Biologists	50	\$27.27	\$23.78	\$27.37	\$31.51	\$56,725

Olympia, WA MSA
2013 Occupational Employment
and Wage Estimates
Includes Thurston County



SOC Code	Olympia, WA MSA Occupational Title	Estimated Employment	Average Wage	Percentiles			Annual Wage
				25th	50th	75th	
13-2011	Accountants & Auditors	894	\$31.52	\$26.69	\$29.47	\$35.91	\$65,569
11-3011	Administrative Svcs Mgrs	218	\$40.71	\$33.97	\$39.94	\$45.78	\$84,676
25-3011	Adult Literacy, Remedial Ed, GED Teachers/Inst	55	\$23.26	\$20.24	\$22.51	\$26.07	\$48,384
41-3011	Advertising Sales Agents	81	\$23.52	\$12.39	\$19.76	\$27.49	\$48,912
19-4011	Agricultural & Food Science Technicians		\$19.69	\$14.71	\$17.93	\$23.98	\$40,939
39-3091	Amusement & Recreation Attendants	216	\$10.00	\$9.31	\$9.47	\$10.22	\$20,789
23-1022	Arbitrators, Mediators, & Conciliators	23	\$37.01	\$32.77	\$39.47	\$40.63	\$76,979
17-1011	Architects, Not Landscape & Naval	54	\$36.85	\$35.03	\$38.67	\$38.68	\$76,636
17-3011	Architectural & Civil Drafters	53	\$23.10	\$19.98	\$21.83	\$25.24	\$48,048
51-2099	Assemblers & Fabricators, All Other	116	\$14.34	\$12.64	\$14.08	\$16.25	\$29,822
29-9091	Athletic Trainers	26					\$38,877
27-4011	Audio & Video Equipment Technicians	33	\$19.72	\$11.58	\$15.04	\$25.99	\$41,014
25-9011	Audio-Visual Collections Specialists	15	\$22.19	\$19.72	\$22.05	\$24.98	\$46,150
49-3021	Automotive Body & Related Repairers	66					
49-3023	Automotive Svc Technicians & Mechanics	330	\$20.77	\$16.93	\$20.33	\$23.65	\$43,201
51-3011	Bakers	111	\$15.04	\$11.36	\$15.50	\$18.04	\$31,278
35-3011	Bartenders	495	\$12.02	\$9.62	\$11.36	\$13.82	\$25,004
43-3011	Bill & Account Collectors	178	\$18.84	\$16.56	\$18.43	\$21.89	\$39,192
43-3021	Billing & Posting Clerks & Machine Operators	260	\$17.24	\$13.96	\$16.75	\$19.91	\$35,873
19-1029	Biological Scientists, All Other	56	\$38.57	\$32.84	\$38.80	\$45.32	\$80,226
19-4021	Biological Technicians	94	\$18.61	\$15.62	\$17.98	\$20.84	\$38,701
43-3031	Bookkeeping, Accounting, & Auditing Clerks	1,856	\$20.07	\$16.39	\$19.93	\$23.10	\$41,753
47-3011	Brick/Block/Stonemason & Tile/Marble Setter Helpers		\$22.68	\$20.48	\$22.23	\$25.06	\$47,171
27-4012	Broadcast Technicians	11	\$16.96	\$14.08	\$16.48	\$18.44	\$35,264
13-2031	Budget Analysts	195	\$32.31	\$28.04	\$30.97	\$35.94	\$67,196
49-3031	Bus & Truck Mechanics & Diesel Engine Specialists	160	\$22.36	\$19.56	\$22.96	\$25.87	\$46,515
53-3022	Bus Drivers, School	325	\$16.07	\$13.78	\$16.40	\$18.37	\$33,407
53-3021	Bus Drivers, Transit & Intercity	239	\$26.15	\$24.51	\$26.71	\$28.89	\$54,378
13-1199	Business Operations Specialists, All Other	1,001	\$29.84	\$25.00	\$29.36	\$33.12	\$62,084
25-1011	Business Teachers, Postsecondary	37					\$51,882
51-3021	Butchers & Meat Cutters	83	\$17.72	\$13.30	\$19.07	\$21.81	\$36,869
51-7011	Cabinetmakers & Bench Carpenters	46	\$16.63	\$12.47	\$16.89	\$21.04	\$34,577
29-2031	Cardiovascular Technologists & Technicians	28	\$37.10	\$33.21	\$38.11	\$42.67	\$77,167
43-5011	Cargo & Freight Agents		\$25.59	\$20.28	\$25.89	\$31.20	\$53,220
47-2031	Carpenters	443	\$23.94	\$19.13	\$21.72	\$29.56	\$49,806
17-1021	Cartographers & Photogrammetrists	32	\$30.65	\$25.41	\$30.22	\$36.55	\$63,754
41-2011	Cashiers	2,335	\$13.44	\$9.88	\$11.58	\$16.00	\$27,961
47-2051	Cement Masons & Concrete Finishers	23	\$20.40	\$14.74	\$19.92	\$25.25	\$42,444
35-1011	Chefs & Head Cooks	238	\$17.59	\$12.63	\$16.38	\$18.52	\$36,583
19-4031	Chemical Technicians	24	\$19.24	\$15.58	\$20.10	\$22.33	\$40,019
19-2031	Chemists	63	\$29.94	\$23.73	\$28.74	\$36.45	\$62,281
11-1011	Chief Executives	97	\$71.68	\$52.61	\$61.20	\$79.80	\$149,103
39-9011	Child Care Wkrs	437	\$10.29	\$9.26	\$9.39	\$10.61	\$21,402
21-1021	Child, Family, & School Social Wkrs	251	\$22.98	\$18.05	\$24.72	\$26.07	\$47,799
29-1011	Chiropractors	38					
17-3022	Civil Engineering Technicians	190	\$25.74	\$24.17	\$26.07	\$27.37	\$53,524
17-2051	Civil Engineers	753	\$36.33	\$31.77	\$35.88	\$40.62	\$75,557
13-1031	Claims Adjusters, Examiners, & Investigators	747	\$25.68	\$21.92	\$26.08	\$28.05	\$53,427
53-7061	Cleaners of Vehicles & Equipment	200	\$12.48	\$9.98	\$11.37	\$13.74	\$25,968
19-3031	Clinical, Counseling, & School Psychologists	79	\$42.39	\$31.12	\$36.81	\$45.15	\$88,180
27-2022	Coaches & Scouts	405					\$30,676
51-9121	Coating/Painting/Spraying Machine Setters/Ops/Tenders		\$15.58	\$12.95	\$14.11	\$17.87	\$32,410
49-9091	Coin, Vending, & Amusement Machine Svcs & Repairers	21	\$17.50	\$15.89	\$18.01	\$20.61	\$36,405
35-3021	Comb Food Preparation & Serving Wkrs, Inc Fast Food	1,917	\$10.82	\$9.33	\$9.56	\$11.68	\$22,503
53-2012	Commercial Pilots						\$83,838

SOC Code	Olympia, WA MSA Occupational Title	Estimated Employment	Average Wage	Percentiles			Annual Wage
				25th	50th	75th	
21-1099	Community & Social Svc Specialists, All Other	58	\$19.82	\$16.15	\$18.69	\$23.07	\$41,220
11-3111	Compensation and Benefits Managers	16	\$38.78	\$35.91	\$38.88	\$43.97	\$80,664
13-1141	Compensation, Benefits, and Job Analysis Specialists	105	\$25.69	\$21.91	\$21.92	\$25.42	\$53,442
13-1041	Compliance Ofcrrs (Not Ag/Const/Safety/Transportn)		\$28.93	\$24.80	\$28.74	\$32.52	\$60,193
11-3021	Computer & Information Systems Mgrs	379	\$45.77	\$41.65	\$44.25	\$47.56	\$95,203
15-1143	Computer Network Architects	337	\$40.45	\$37.73	\$41.64	\$41.65	\$84,156
15-1152	Computer Network Support Specialists	471	\$28.86	\$27.36	\$30.95	\$30.96	\$60,025
15-1199	Computer Occupations, All Other	111	\$33.43	\$30.99	\$33.20	\$35.32	\$69,532
43-9011	Computer Operators	17	\$20.77	\$17.17	\$18.28	\$26.41	\$43,204
15-1131	Computer Programmers		\$39.50	\$26.13	\$39.76	\$52.03	\$82,165
25-1021	Computer Science Teachers, Postsecondary	22					\$47,900
15-1132	Computer Software Engineers, Applications	594	\$40.44	\$37.72	\$37.73	\$41.65	\$84,125
15-1133	Computer Software Engineers, Systems Software	265	\$44.22	\$41.64	\$41.65	\$41.65	\$91,968
15-1151	Computer Support Specialists	582	\$25.75	\$22.48	\$26.04	\$28.05	\$53,545
15-1121	Computer Systems Analysts	685	\$34.16	\$33.34	\$34.17	\$34.18	\$71,060
49-2011	Computer, Automated Teller, & Office Machine Repairers	76	\$17.90	\$14.31	\$18.36	\$21.27	\$37,233
51-4011	Computer-Controlled Machine Tool Ops, Mtl/Plastic		\$16.63	\$13.17	\$14.48	\$17.81	\$34,583
19-1031	Conservation Scientists	184	\$31.66	\$25.82	\$32.52	\$34.83	\$65,847
47-4011	Construction & Building Inspectors	84	\$32.78	\$31.15	\$32.65	\$34.58	\$68,175
47-2061	Construction Laborers	399	\$20.79	\$13.04	\$19.15	\$27.90	\$43,240
11-9021	Construction Mgrs	65	\$42.68	\$27.63	\$34.45	\$52.55	\$88,794
47-1011	Construction Trades/Extraction Wkrs, 1st-Ln Spvrs	302	\$38.27	\$28.12	\$34.51	\$42.58	\$79,599
35-2019	Cooks, All Other	22	\$13.18	\$9.30	\$9.47	\$17.20	\$27,411
35-2011	Cooks, Fast Food		\$9.75	\$9.23	\$9.31	\$9.47	\$20,266
35-2012	Cooks, Institution & Cafeteria	357	\$13.92	\$11.28	\$13.61	\$16.37	\$28,942
35-2014	Cooks, Restaurant	708	\$12.49	\$10.59	\$12.00	\$14.10	\$25,971
35-2015	Cooks, Short Order		\$10.14	\$9.34	\$9.53	\$10.80	\$21,102
13-1051	Cost Estimators	119	\$26.43	\$21.36	\$25.43	\$29.71	\$54,978
21-1019	Counselors, All Other	15	\$27.00	\$22.90	\$27.83	\$32.50	\$56,176
41-2021	Counter & Rental Clerks	535	\$14.44	\$9.58	\$12.67	\$17.28	\$30,044
35-3022	Counter Attendants, Cafeteria, Concession, Coffee Shop	710	\$10.41	\$9.27	\$9.40	\$10.20	\$21,667
43-5021	Couriers & Messengers	12	\$14.76	\$10.77	\$11.90	\$18.63	\$30,697
43-4031	Court, Municipal, & License Clerks	174	\$20.54	\$17.58	\$19.38	\$23.46	\$42,717
53-7021	Crane & Tower Operators	18	\$30.90	\$21.34	\$31.61	\$41.11	\$64,278
43-4051	Customer Svc Reps	1,320	\$16.28	\$14.01	\$17.17	\$17.85	\$33,861
51-4031	Cut/Punch/Press Mach Setters/Ops/Tenders, Mtl/Plastic	19	\$13.03	\$11.22	\$12.95	\$14.65	\$27,102
43-9021	Data Entry Keyers	91	\$17.75	\$16.39	\$18.44	\$19.85	\$36,913
15-1141	Database Administrators	40	\$31.84	\$26.46	\$31.26	\$37.86	\$66,222
41-9011	Demonstrators & Product Promoters	127	\$12.02	\$10.56	\$11.65	\$13.41	\$25,004
31-9091	Dental Assistants	299	\$20.28	\$18.07	\$20.49	\$22.56	\$42,196
29-2021	Dental Hygienists	263	\$46.13	\$40.87	\$45.34	\$52.04	\$95,956
51-9081	Dental Laboratory Technicians	45	\$21.51	\$14.37	\$21.51	\$28.35	\$44,736
29-1021	Dentists, General	75	\$66.62	\$49.01	\$61.45	\$71.46	\$138,573
33-3021	Detectives & Criminal Investigators	86	\$30.15	\$27.85	\$30.01	\$31.55	\$62,709
29-2032	Diagnostic Medical Sonographers	51	\$34.64	\$32.14	\$34.65	\$37.15	\$72,039
29-1031	Dietitians & Nutritionists	21	\$25.61	\$18.53	\$26.12	\$32.45	\$53,281
35-9011	Dining Room & Cafeteria Attendants & Bartender Helpers	186	\$10.91	\$9.29	\$9.45	\$11.66	\$22,684
35-9021	Dishwashers	388	\$10.37	\$9.34	\$9.76	\$11.06	\$21,571
43-5032	Dispatchers, Not Police, Fire, & Ambulance	79	\$20.04	\$16.36	\$19.57	\$22.76	\$41,676
17-3019	Drafters, All Other		\$26.21	\$24.11	\$26.64	\$29.16	\$54,513
53-3031	Driver/Sales Wkrs	114	\$14.64	\$10.69	\$11.84	\$17.92	\$30,445
47-2081	Drywall & Ceiling Tile Installers	34	\$19.53	\$12.85	\$16.88	\$25.71	\$40,635
19-3011	Economists	60	\$33.85	\$29.47	\$33.35	\$37.54	\$70,401
27-3041	Editors	25	\$27.58	\$20.55	\$23.71	\$31.76	\$57,380
11-9031	Educ Administrators, Preschool/Child Care Center/Pgms	15	\$30.44	\$21.20	\$25.44	\$44.46	\$63,315
11-9039	Education Administrators, All Other	41	\$41.57	\$34.19	\$41.60	\$46.86	\$86,481
11-9032	Education Administrators, Elem & Secondary School	159					\$102,255
11-9033	Education Administrators, Postsecondary	42	\$52.01	\$36.03	\$49.03	\$57.56	\$108,179
25-1081	Education Teachers, Postsecondary	82					\$68,980
25-9099	Education, Training, & Library Wkrs, All Other	56	\$24.48	\$18.33	\$22.19	\$30.95	\$50,923
21-1012	Educational, Vocational, & School Counselors	174	\$30.08	\$24.17	\$29.60	\$35.86	\$62,549
17-3023	Electrical & Electronic Engineering Technicians	18	\$28.88	\$26.71	\$30.30	\$30.31	\$60,072

SOC Code	Olympia, WA MSA Occupational Title	Estimated Employment	Average Wage	Percentiles			Annual Wage
				25th	50th	75th	
51-2022	Electrical & Electronic Equipment Assemblers	14	\$17.06	\$10.13	\$17.00	\$22.76	\$35,496
17-2071	Electrical Engineers	24	\$41.74	\$38.45	\$42.54	\$44.71	\$86,832
49-2094	Electrical/Electronics Repairers, Industrial Equipmt	53	\$31.47	\$29.54	\$31.65	\$31.66	\$65,447
47-2111	Electricians	255	\$27.56	\$19.81	\$25.48	\$32.46	\$57,316
49-2096	Electronic Equipment Installers/Repairers, Motor Veh	20	\$15.28	\$11.60	\$14.72	\$19.10	\$31,783
17-2072	Electronics Engineers, Not Computer	21	\$35.05	\$29.47	\$33.35	\$40.62	\$72,910
25-2021	Elementary School Teachers, Not Special Education	950					\$59,733
43-4061	Eligibility Interviewers, Government Programs	140	\$20.33	\$18.43	\$20.36	\$22.47	\$42,286
29-2041	Emergency Medical Technicians & Paramedics	51	\$32.26	\$26.72	\$33.84	\$39.11	\$67,115
13-1071	Employment, Recruitment, & Placement Specialists	557	\$27.80	\$23.84	\$28.05	\$30.97	\$57,840
11-9041	Engineering Mgrs	145	\$51.21	\$44.69	\$50.28	\$55.61	\$106,520
17-2199	Engineers, All Other	81	\$29.34	\$18.82	\$31.72	\$37.13	\$61,025
25-1123	English Language & Literature Teachers, Postsecondary	25					\$56,624
17-2081	Environmental Engineers	113	\$43.91	\$38.67	\$42.68	\$42.70	\$91,326
19-2041	Environmental Scientists & Specialists (Inc Health)	382	\$28.95	\$24.24	\$27.66	\$32.93	\$60,206
43-6011	Executive Secretaries & Administrative Assistants	1,294	\$24.19	\$19.38	\$23.03	\$27.23	\$50,302
45-1011	Farming, Fishing, & Forestry Wkrs, 1st-Ln Sprvs/Mgrs	23	\$30.47	\$27.21	\$29.68	\$32.77	\$63,365
45-2092	FarmWkrs & Laborers, Crop, Nursery, & Greenhouse	50	\$11.56	\$9.85	\$10.78	\$11.70	\$24,049
45-2093	FarmWkrs, Farm & Ranch Animals	38	\$13.54	\$9.73	\$12.82	\$16.11	\$28,167
43-4071	File Clerks	61	\$11.57	\$9.66	\$11.24	\$13.29	\$24,052
13-2051	Financial Analysts	80	\$34.93	\$27.58	\$35.22	\$40.66	\$72,640
43-3099	Financial Clerks, All Other	30	\$23.21	\$20.05	\$21.89	\$23.72	\$48,274
11-3031	Financial Mgrs	541	\$45.05	\$36.31	\$42.31	\$49.58	\$93,696
13-2099	Financial Specialists, All Other	67	\$30.25	\$21.39	\$26.92	\$36.91	\$62,910
33-2011	Fire Fighters	306	\$30.86	\$21.87	\$32.47	\$41.81	\$64,191
33-1021	Fire Fighting & Prevention Wkrs, 1st-Ln Spvrs of	99	\$40.61	\$33.08	\$40.88	\$49.42	\$84,449
33-2021	Fire Inspectors & Investigators	20	\$31.89	\$30.02	\$31.56	\$34.81	\$66,341
39-9031	Fitness Trainers & Aerobics Instructors	306	\$19.60	\$14.00	\$19.59	\$22.64	\$40,775
27-1023	Floral Designers	40	\$13.96	\$10.20	\$11.66	\$17.72	\$29,039
35-1012	Food Preparation & Serving Wkrs, 1st-Ln Spvrs of	616	\$15.53	\$12.21	\$15.22	\$17.69	\$32,298
35-2021	Food Preparation Wkrs	360	\$11.17	\$9.43	\$10.37	\$11.48	\$23,235
51-3099	Food Processing Workers, All Other	12	\$13.19	\$10.69	\$11.84	\$14.54	\$27,444
19-1012	Food Scientists & Technologists		\$35.44	\$32.63	\$34.97	\$36.95	\$73,703
35-3041	Food Servers, Nonrestaurant	203	\$11.19	\$9.29	\$10.29	\$12.38	\$23,287
11-9051	Food Svc Mgrs	81	\$24.06	\$19.03	\$21.96	\$27.33	\$50,051
19-4093	Forest & Conservation Technicians	36	\$21.80	\$17.17	\$19.37	\$22.63	\$45,348
13-1131	Fundraisers	47	\$23.30	\$19.62	\$22.39	\$26.73	\$48,454
43-3041	Gaming Cage Wkrs		\$12.52	\$10.51	\$12.82	\$14.23	\$26,046
41-2012	Gaming Change Persons & Booth Cashiers	60	\$11.18	\$10.17	\$10.98	\$11.78	\$23,249
39-1011	Gaming Supervisors	38	\$21.28	\$17.62	\$21.09	\$24.79	\$44,271
33-9031	Gaming Surveillance Officers & Gaming Investigators	28	\$15.60	\$11.33	\$15.64	\$18.81	\$32,431
11-1021	General & Operations Mgrs	1,157	\$51.83	\$39.08	\$47.78	\$57.05	\$107,797
47-2121	Glaziers	68	\$23.96	\$15.32	\$18.51	\$36.70	\$49,824
27-1024	Graphic Designers	121	\$21.67	\$17.23	\$21.10	\$23.62	\$45,077
51-4033	Grind/Lap/Polish/Buff Machine Setters/Ops/Tenders	12	\$15.74	\$13.67	\$15.48	\$17.63	\$32,731
39-5012	Hairdressers, Hairstylists, & Cosmetologists	372	\$12.22	\$9.82	\$11.43	\$13.88	\$25,403
17-2111	Health & Safety Engineers (Not Mining)	14	\$39.47	\$33.35	\$38.67	\$42.68	\$82,111
21-1091	Health Educators		\$22.39	\$16.72	\$18.58	\$24.75	\$46,572
29-2099	Health Technologists & Technicians, All Other	44	\$28.72	\$22.00	\$31.01	\$35.06	\$59,733
29-9099	Healthcare Practitioners & Tech Wkrs, All Other		\$34.41	\$24.06	\$35.71	\$45.89	\$71,575
31-9099	Healthcare Support Wkrs, All Other	128	\$17.76	\$15.51	\$17.21	\$18.97	\$36,938
49-9021	Heating, Air Cond, Refrigeration Mechanics & Installers	64	\$26.87	\$19.58	\$24.10	\$32.29	\$55,886
53-1021	Helpers, Laborers, & Material Movers, 1st-Ln Spvrs of	67	\$21.21	\$16.52	\$20.51	\$26.04	\$44,120
47-4051	Highway Maintenance Wkrs	64	\$20.72	\$18.20	\$19.60	\$22.19	\$43,114
25-1125	History Teachers, Postsecondary	11					\$48,133
31-1011	Home Health Aides	81	\$12.99	\$10.10	\$12.67	\$15.05	\$27,003
35-9031	Hosts & Hostesses, Restaurant, Lounge, & Coffee Shop	191	\$10.75	\$9.32	\$9.54	\$11.17	\$22,366
43-4081	Hotel, Motel, & Resort Desk Clerks	115	\$11.61	\$10.09	\$11.24	\$12.94	\$24,135
37-1011	Housekeeping/Janitorial Wkrs, 1st-Line Spvrs	90	\$15.83	\$12.10	\$13.99	\$18.29	\$32,924
43-4161	Human Resources Assistants, Not Payroll & Timekeeping	136	\$19.23	\$17.57	\$20.22	\$20.73	\$40,007
11-3121	Human Resources Managers	148	\$42.51	\$36.67	\$41.70	\$48.77	\$88,434
17-2112	Industrial Engineers		\$37.90	\$30.75	\$38.82	\$44.44	\$78,840

SOC Code	Olympia, WA MSA Occupational Title	Estimated Employment	Average Wage	Percentiles			Annual Wage
				25th	50th	75th	
49-9041	Industrial Machinery Mechanics	114	\$26.66	\$22.52	\$26.96	\$31.19	\$55,451
11-3051	Industrial Production Mgrs	61	\$38.09	\$28.31	\$31.45	\$36.77	\$79,217
53-7051	Industrial Truck & Tractor Operators	217	\$14.40	\$10.58	\$13.11	\$17.63	\$29,936
43-4199	Information & Record Clerks, All Other	120	\$18.02	\$16.28	\$17.58	\$20.58	\$37,494
15-1122	Information Security Analysts	16	\$41.34	\$34.18	\$37.72	\$48.01	\$85,980
51-9061	Inspectors, Testers, Sorters, Samplers, & Weighers		\$18.14	\$14.91	\$17.30	\$21.17	\$37,719
49-9098	Installation, Maintenance, & Repair Helpers	66	\$12.72	\$9.43	\$11.32	\$14.08	\$26,463
49-9099	Installation, Maintenance, & Repair Wkrs, A/O		\$19.86	\$14.07	\$18.38	\$24.67	\$41,316
25-9031	Instructional Coordinators	140	\$29.84	\$25.33	\$28.97	\$32.52	\$62,062
43-9041	Insurance Claims & Policy Processing Clerks	452	\$19.83	\$17.90	\$20.83	\$20.84	\$41,230
41-3021	Insurance Sales Agents	237	\$19.03	\$13.74	\$16.69	\$22.65	\$39,589
13-2053	Insurance Underwriters	99	\$23.89	\$20.23	\$21.91	\$24.18	\$49,690
43-4111	Interviewers, Not Eligibility & Loan	182	\$14.03	\$11.45	\$13.83	\$16.59	\$29,186
37-2011	Janitors & Cleaners, Not Maids & Housekeeping Cleaners	1,115	\$13.46	\$10.20	\$12.41	\$15.90	\$27,989
51-9071	Jewelers & Precious Stone & Metal Wkrs	13	\$19.75	\$13.03	\$17.27	\$27.16	\$41,081
23-1023	Judges, Magistrate Judges, & Magistrates	22	\$64.48	\$36.68	\$61.87	\$80.94	\$134,118
25-2012	Kindergarten Teachers, Not Special Education	96					\$52,659
13-1075	Labor Relations Specialists	104	\$24.32	\$18.75	\$21.35	\$27.16	\$50,582
53-7062	Laborers & Freight, Stock, & Material Movers, Hand	829	\$15.14	\$11.38	\$15.04	\$18.49	\$31,484
37-1012	Landscape, Lawn, Groundskeep Wkrs, 1st-Line Spvrs	80	\$17.60	\$13.22	\$14.81	\$21.12	\$36,605
37-3011	Landscaping & Groundskeeping Wkrs	526	\$12.94	\$10.48	\$12.13	\$14.33	\$26,927
51-6011	Laundry & Dry-Cleaning Wkrs		\$12.04	\$10.24	\$12.22	\$13.76	\$25,038
23-1011	Lawyers	487	\$42.57	\$32.53	\$38.65	\$47.42	\$88,546
43-6012	Legal Secretaries	226	\$20.95	\$19.37	\$20.36	\$21.91	\$43,583
23-2099	Legal Support Wkrs, All Other	148	\$26.34	\$19.08	\$25.24	\$32.42	\$54,806
11-1031	Legislators	166					\$41,213
25-4021	Librarians	128	\$29.42	\$24.70	\$30.03	\$33.82	\$61,184
43-4121	Library Assistants, Clerical		\$13.40	\$11.16	\$13.16	\$15.38	\$27,874
25-4031	Library Technicians	66	\$18.23	\$15.55	\$18.38	\$20.29	\$37,911
29-2061	Licensed Practical & Licensed Vocational Nurses	395	\$21.17	\$18.15	\$21.02	\$24.08	\$44,014
19-4099	Life, Physical, & Social Science Technicians, A/O	53	\$20.63	\$17.25	\$20.29	\$23.68	\$42,915
33-9092	Lifeguards, Ski Patrol, Recreational Protective Svc Wkrs	35	\$10.49	\$9.35	\$9.64	\$11.14	\$21,809
43-4131	Loan Interviewers & Clerks	189	\$17.28	\$13.80	\$17.05	\$20.56	\$35,939
13-2072	Loan Officers	202	\$31.23	\$23.27	\$28.17	\$35.41	\$64,944
45-4022	Logging Equipment Operators	42	\$24.63	\$20.26	\$23.80	\$27.97	\$51,238
13-1081	Logisticians	12	\$30.34	\$21.63	\$32.62	\$36.20	\$63,109
51-4041	Machinists	126	\$17.75	\$14.49	\$17.55	\$21.17	\$36,925
37-2012	Maids & Housekeeping Cleaners	727	\$11.56	\$9.56	\$10.80	\$12.85	\$24,033
43-9051	Mail Clerks & Mail Machine Ops, Not Postal Svc	27	\$15.21	\$12.04	\$14.31	\$17.21	\$31,628
49-9071	Maintenance and Repair Workers, General	976	\$21.03	\$16.04	\$20.76	\$25.90	\$43,745
49-9043	Maintenance Wkrs, Machinery	12	\$21.42	\$17.61	\$20.88	\$24.40	\$44,567
13-1111	Management Analysts	566	\$30.34	\$23.04	\$28.04	\$32.52	\$63,098
13-1161	Market Research Analysts	207	\$27.19	\$19.65	\$25.33	\$29.99	\$56,544
11-2021	Marketing Mgrs	70	\$62.30	\$38.96	\$48.95	\$79.18	\$129,600
31-9011	Massage Therapists	232	\$26.05	\$18.81	\$27.60	\$32.61	\$54,196
17-3013	Mechanical Drafters	17	\$22.21	\$19.98	\$22.19	\$25.20	\$46,192
17-2141	Mechanical Engineers	33	\$43.72	\$38.67	\$43.28	\$49.86	\$90,935
49-1011	Mechanics, Installers, Repairers, 1st-Ln Sprvs/Mgrs	267	\$31.15	\$26.70	\$30.86	\$35.56	\$64,812
29-2012	Medical & Clinical Laboratory Technicians	73	\$17.27	\$14.68	\$17.51	\$20.39	\$35,932
29-2011	Medical & Clinical Laboratory Technologists		\$25.54	\$17.52	\$25.61	\$31.86	\$53,139
11-9111	Medical & Health Svcs Mgrs	246	\$49.53	\$39.49	\$44.93	\$55.56	\$103,025
21-1022	Medical & Public Health Social Wkrs	121	\$26.84	\$21.22	\$27.68	\$32.82	\$55,826
31-9092	Medical Assistants	381	\$16.49	\$13.82	\$16.25	\$18.55	\$34,290
31-9093	Medical Equipment Preparers	52	\$16.13	\$14.09	\$15.89	\$17.99	\$33,560
29-2071	Medical Records & Health Information Technicians	163	\$19.52	\$15.07	\$18.71	\$23.73	\$40,604
43-6013	Medical Secretaries	691	\$18.33	\$14.81	\$17.98	\$21.52	\$38,123
31-9094	Medical Transcriptionists	56	\$18.26	\$16.23	\$18.11	\$20.79	\$37,976
13-1121	Meeting & Convention Planners	67	\$22.45	\$16.39	\$24.08	\$28.57	\$46,702
21-1023	Mental Health & Substance Abuse Social Wkrs	20	\$28.58	\$24.27	\$29.11	\$33.53	\$59,465
21-1014	Mental Health Counselors	103	\$20.87	\$15.01	\$19.45	\$25.48	\$43,402
27-1026	Merchandise Displayers & Window Trimmers	26	\$13.79	\$10.11	\$12.94	\$17.09	\$28,675
43-5041	Meter Readers, Utilities	11	\$24.21	\$20.72	\$22.28	\$23.85	\$50,348

SOC Code	Olympia, WA MSA Occupational Title	Estimated Employment	Average Wage	Percentiles			Annual Wage
				25th	50th	75th	
11-9199	Mgrs, All Other	433	\$40.29	\$33.88	\$38.10	\$44.25	\$83,794
25-2022	Middle School Teachers (Not Special Ed & Vocational)	388					\$59,642
51-9023	Mixing & Blending Machine Setters, Ops, & Tenders		\$19.20	\$17.27	\$19.88	\$21.73	\$39,944
49-3042	Mobile Heavy Equipment Mechanics, Not Engines	35	\$29.77	\$24.67	\$28.30	\$34.45	\$61,921
27-2042	Musicians & Singers		\$13.96	\$11.30	\$13.05	\$14.51	
11-9121	Natural Sciences Mgrs	230	\$42.25	\$36.83	\$41.96	\$45.09	\$87,891
15-1142	Network and Computer Systems Administrators	913	\$35.00	\$33.34	\$35.89	\$37.73	\$72,804
43-4141	New Accounts Clerks	132	\$16.52	\$15.13	\$16.69	\$18.15	\$34,376
39-2021	Nonfarm Animal Caretakers	175	\$12.75	\$9.44	\$11.22	\$14.41	\$26,516
41-1012	Non-Retail Sales Wkrs, 1st-Line Spvrs of	137	\$26.88	\$22.26	\$26.38	\$30.68	\$55,902
29-1171	Nurse Practitioners	73	\$43.10	\$39.29	\$42.52	\$47.42	\$89,648
31-1014	Nursing Assistants	528	\$12.31	\$10.68	\$12.00	\$13.72	\$25,600
29-9011	Occupational Health & Safety Specialists	114	\$31.22	\$28.04	\$30.22	\$33.01	\$64,932
31-2011	Occupational Therapist Assistants	34	\$26.06	\$23.87	\$26.22	\$28.58	\$54,211
29-1122	Occupational Therapists	87	\$37.64	\$32.91	\$39.42	\$43.30	\$78,292
43-1011	Office & Admin Support Wkrs, 1st-Line Spvrs of	1,084	\$26.12	\$19.82	\$25.39	\$30.96	\$54,344
43-9199	Office & Administrative Support Wkrs, All Other	171	\$15.57	\$12.91	\$14.81	\$18.07	\$32,385
43-9061	Office Clerks, General	2,273	\$15.22	\$13.12	\$15.06	\$16.43	\$31,652
43-9071	Office Machine Operators, Not Computer	23	\$16.35	\$14.13	\$17.05	\$17.95	\$34,006
47-2073	Operating Engineers/Construction Equipment Ops	146	\$25.50	\$19.04	\$23.54	\$30.71	\$53,031
15-2031	Operations Research Analysts	26	\$34.62	\$29.00	\$37.30	\$40.81	\$72,004
29-2057	Ophthalmic Medical Technicians	43	\$19.66	\$16.93	\$19.05	\$22.05	\$40,909
29-2081	Opticians, Dispensing	75	\$18.99	\$16.14	\$18.99	\$22.03	\$39,494
29-1041	Optometrists	21	\$85.30	\$52.25	\$73.07	\$91.68	\$177,432
43-4151	Order Clerks	101	\$15.30	\$12.51	\$14.62	\$17.68	\$31,807
49-3053	Outdoor Power Equipment & Other Small Engine Mechanics		\$16.38	\$13.92	\$15.60	\$18.06	\$34,069
51-9111	Packaging & Filling Machine Operators & Tenders	42	\$16.16	\$11.53	\$16.53	\$20.63	\$33,608
53-7064	Packers & Packagers, Hand	376	\$11.60	\$9.38	\$9.72	\$13.39	\$24,126
47-2141	Painters, Construction & Maintenance	340	\$18.83	\$15.88	\$17.50	\$20.28	\$39,164
51-9122	Painters, Transportation Equipment	28	\$22.41	\$13.31	\$21.60	\$26.93	\$46,624
51-9123	Painting, Coating, & Decorating Wkrs		\$17.46	\$16.18	\$17.31	\$18.43	\$36,316
23-2011	Paralegals & Legal Assistants	224	\$23.26	\$17.80	\$24.85	\$28.05	\$48,385
53-6021	Parking Lot Attendants		\$11.85	\$10.71	\$11.62	\$12.96	\$24,646
41-2022	Parts Salespersons	202	\$15.74	\$12.20	\$15.63	\$18.56	\$32,743
43-3051	Payroll & Timekeeping Clerks	104	\$17.61	\$12.43	\$17.77	\$22.04	\$36,621
39-9021	Personal & Home Care Aides	631	\$11.85	\$10.25	\$11.64	\$13.39	\$24,655
13-2052	Personal Financial Advisors		\$51.33	\$26.25	\$58.75	\$75.02	\$106,779
39-1021	Personal Svc Wkrs, 1st-Line Supervisors/Mgrs of	144	\$18.38	\$14.46	\$17.20	\$21.45	\$38,238
37-2021	Pest Control Wkrs	31	\$16.83	\$15.11	\$16.67	\$18.22	\$35,005
29-1051	Pharmacists	143	\$54.45	\$48.34	\$54.95	\$63.41	\$113,269
31-9095	Pharmacy Aides		\$13.01	\$12.38	\$13.29	\$14.20	\$27,051
29-2052	Pharmacy Technicians	209	\$19.72	\$16.86	\$19.82	\$22.54	\$41,005
31-9097	Phlebotomists		\$21.02	\$15.20	\$23.88	\$26.94	\$43,729
51-9151	Photographic Process Workers & Machine Operators	25	\$15.35	\$11.85	\$13.94	\$20.10	\$31,934
29-1069	Phys/Surgeons, A/O (Cardiologists, Dermatologists, etc)	72	\$63.93	\$35.09	\$62.55	\$74.03	\$132,985
31-2022	Physical Therapist Aides	95	\$12.41	\$11.20	\$12.55	\$13.77	\$25,813
31-2021	Physical Therapist Assistants	18	\$26.03	\$24.20	\$26.32	\$28.44	\$54,147
29-1123	Physical Therapists	166	\$38.21	\$33.29	\$38.04	\$43.50	\$79,482
29-1071	Physician Assistants	72	\$53.92	\$48.37	\$54.44	\$61.05	\$112,151
47-2152	Plumbers, Pipefitters, & Steamfitters	167	\$28.08	\$22.34	\$28.12	\$34.08	\$58,410
33-1012	Police & Detectives, 1st-Line Supervisors/Mgrs of	117	\$42.39	\$38.07	\$42.11	\$46.45	\$88,165
33-3051	Police & Sheriff's Patrol Officers	360	\$33.74	\$30.92	\$33.69	\$38.38	\$70,196
43-5051	Postal Svc Clerks	40	\$25.05	\$25.87	\$25.88	\$26.44	\$52,107
43-5052	Postal Svc Mail Carriers	199	\$26.10	\$25.54	\$27.53	\$27.54	\$54,300
43-5053	Postal Svc Mail Sorters/Processors/Processing Mach Ops	92	\$24.51	\$24.69	\$25.87	\$25.88	\$50,988
25-1199	Postsecondary Teachers, All Other						\$35,824
25-2011	Preschool Teachers, Not Special Education	149	\$12.88	\$9.95	\$11.47	\$14.70	\$26,799
51-5113	Print Binding and Finishing Workers	35	\$18.15	\$13.70	\$17.27	\$25.24	\$37,742
51-5112	Printing Press Operators	62	\$18.59	\$15.36	\$17.72	\$21.48	\$38,681
21-1092	Probation Officers & Correctional Treatment Specialists	194	\$23.33	\$21.91	\$24.78	\$26.07	\$48,538
43-3061	Procurement Clerks	36	\$18.86	\$16.91	\$18.05	\$20.71	\$39,235
27-2012	Producers & Directors	27	\$21.08	\$15.86	\$19.16	\$26.77	\$43,852

SOC Code	Olympia, WA MSA Occupational Title	Estimated Employment	Average Wage	Percentiles			Annual Wage
				25th	50th	75th	
51-1011	Production & Operating Wkrs, 1st-Line Spvrs of	189	\$24.41	\$19.28	\$22.55	\$27.35	\$50,774
51-9199	Production Wkrs, All Other	87	\$13.92	\$11.41	\$13.60	\$16.15	\$28,955
51-9198	Production Worker Helpers	135	\$10.52	\$9.28	\$9.40	\$10.17	\$21,874
43-5061	Production, Planning, & Expediting Clerks	105	\$20.34	\$15.57	\$20.18	\$24.89	\$42,314
11-9141	Property, Real Estate, & Community Association Mgrs	148	\$25.94	\$21.02	\$23.37	\$28.72	\$53,972
33-1099	Protective Svc Wkrs A/O, 1st-Line Spvrs of	57	\$27.02	\$17.57	\$29.45	\$35.85	\$56,197
33-9099	Protective Svc Wkrs, All Other	103	\$15.88	\$11.59	\$13.57	\$17.93	\$33,020
11-2031	Public Relations Mgrs	121	\$49.78	\$37.15	\$42.94	\$50.32	\$103,538
27-3031	Public Relations Specialists	358	\$28.46	\$23.66	\$28.52	\$33.05	\$59,206
13-1023	Purchasing Agents (Not Wholesale/Retail/Farm Prodcnts)	426	\$26.86	\$22.48	\$26.69	\$30.97	\$55,866
11-3061	Purchasing Mgrs	44	\$42.63	\$34.20	\$38.91	\$45.13	\$88,681
49-2021	Radio Mechanics		\$22.45	\$16.25	\$21.84	\$32.20	\$46,695
29-2034	Radiologic Technologists & Technicians	72	\$27.03	\$22.26	\$26.31	\$31.03	\$56,238
41-9022	Real Estate Sales Agents	143	\$26.84	\$23.60	\$29.64	\$32.49	\$55,829
43-4171	Receptionists & Information Clerks	610	\$13.41	\$10.55	\$12.77	\$15.57	\$27,902
39-9032	Recreation Wkrs	267	\$12.09	\$9.60	\$11.10	\$13.37	\$25,152
29-1141	Registered Nurses	1,645	\$37.92	\$31.50	\$38.57	\$44.51	\$78,870
21-1015	Rehabilitation Counselors	178	\$24.09	\$18.89	\$24.79	\$27.37	\$50,127
27-3022	Reporters & Correspondents	12	\$14.65	\$12.73	\$14.15	\$16.38	\$30,474
41-1011	Retail Sales Wkrs, 1st-Line Supervisors/Mgrs of	1,025	\$21.33	\$15.46	\$20.37	\$24.90	\$44,372
41-2031	Retail Salespersons	3,635	\$12.95	\$9.83	\$11.44	\$14.55	\$26,945
47-2181	Roofers	121	\$14.96	\$10.83	\$12.90	\$16.82	\$31,119
41-9099	Sales & Related Wkrs, All Other	106	\$13.79	\$10.22	\$12.41	\$16.45	\$28,682
11-2022	Sales Mgrs	130	\$44.57	\$31.24	\$35.68	\$50.76	\$92,707
41-3099	Sales Reps, Svcs, All Other	286	\$24.25	\$14.28	\$20.87	\$30.98	\$50,448
41-4012	Sales Reps, Wholesale/Manuf (Not Tech/Sci Prdcts)	584	\$24.14	\$16.73	\$20.76	\$27.18	\$50,204
41-4011	Sales Reps, Wholesale/Manuf, Tech.Scientific Prdcts	149	\$33.88	\$25.04	\$32.74	\$41.28	\$70,477
25-2031	Secondary School Teachers (Not Special/Voc Ed)	546					\$61,936
43-6014	Secretaries, Not Legal, Medical, & Executive	1,299	\$17.80	\$15.23	\$17.17	\$20.53	\$37,015
41-3031	Securities, Commodities, & Financial Svcs Sales Agents	99	\$26.04	\$16.46	\$18.17	\$23.21	\$54,176
49-2098	Security & Fire Alarm Systems Installers	23	\$21.57	\$19.30	\$22.00	\$25.10	\$44,874
33-9032	Security Guards	278	\$14.13	\$10.70	\$12.81	\$16.36	\$29,379
25-3021	Self-Enrichment Education Teachers	248	\$21.27	\$15.91	\$18.92	\$25.69	\$44,243
51-6031	Sewing Machine Operators	11	\$15.88	\$14.65	\$16.27	\$17.57	\$33,022
43-5071	Shipping, Receiving, & Traffic Clerks	290	\$16.40	\$12.89	\$16.05	\$19.23	\$34,116
11-9151	Social & Community Svc Mgrs	332	\$35.07	\$31.07	\$34.44	\$39.49	\$72,948
21-1093	Social & Human Svc Assistants	428	\$12.27	\$9.52	\$10.73	\$14.03	\$25,515
19-4061	Social Science Research Assistants	24	\$25.12	\$19.38	\$25.41	\$29.31	\$52,254
19-3099	Social Scientists & Related Wkrs, All Other	68	\$36.46	\$27.37	\$38.27	\$44.84	\$75,849
21-1029	Social Wkrs, All Other		\$15.08	\$11.20	\$13.20	\$16.68	\$31,375
19-1013	Soil & Plant Scientists		\$28.75	\$23.46	\$28.54	\$34.52	\$59,803
25-2052	Special Educ Teachers, Kindergarten, Elementary School	118					\$57,601
25-2053	Special Education Teachers, Middle School	43					\$56,918
25-2054	Special Education Teachers, Secondary School	69					\$61,135
29-1127	Speech-Language Pathologists	102	\$33.26	\$29.42	\$33.68	\$37.92	\$69,177
43-9111	Statistical Assistants	124	\$19.40	\$14.68	\$18.43	\$24.18	\$40,358
15-2041	Statisticians	184	\$29.43	\$22.35	\$27.81	\$35.81	\$61,197
43-5081	Stock Clerks & Order Fillers	1,326	\$13.18	\$9.82	\$11.87	\$15.25	\$27,402
47-2022	Stonemasons	15	\$21.05	\$15.47	\$18.78	\$26.77	\$43,774
21-1011	Substance Abuse & Behavioral Disorder Counselors	100	\$21.38	\$17.53	\$20.99	\$24.80	\$44,469
25-3098	Substitute teachers	658	\$17.26	\$15.72	\$17.21	\$18.72	\$35,902
29-1067	Surgeons	22	\$123.17	\$91.41	\$91.69	\$91.98	\$256,197
29-2055	Surgical Technologists	58	\$24.28	\$19.11	\$24.11	\$29.81	\$50,492
17-3031	Surveying & Mapping Technicians	22	\$22.69	\$18.39	\$21.32	\$26.70	\$47,195
17-1022	Surveyors	31	\$36.25	\$28.75	\$33.35	\$42.14	\$75,400
53-6031	Svc Station Attendants	79	\$14.14	\$11.96	\$13.49	\$14.88	\$29,423
43-2011	Switchboard Operators, Including Answering Svc	37	\$12.11	\$10.12	\$11.22	\$13.80	\$25,205
13-2082	Tax Preparers	25	\$18.50	\$11.91	\$14.22	\$26.28	\$38,476
53-3041	Taxi Drivers & Chauffeurs	130	\$16.04	\$12.71	\$16.24	\$19.22	\$33,379
25-9041	Teacher Assistants	1,328					\$30,285
25-3099	Teachers & Instructors, All Other	189					\$45,180
51-2092	Team Assemblers	74	\$13.44	\$10.56	\$12.36	\$16.27	\$27,946

SOC Code	Olympia, WA MSA Occupational Title	Estimated Employment	Average Wage	Percentiles			Annual Wage
				25th	50th	75th	
27-3042	Tech Writers	20	\$31.65	\$28.63	\$32.19	\$35.17	\$65,815
49-2022	Telecom Equipment Installers & Repairers (Not Line)	117	\$25.62	\$21.06	\$25.96	\$31.14	\$53,286
41-9041	Telemarketers		\$11.15	\$9.80	\$10.83	\$11.90	\$23,192
43-3071	Tellers	395	\$14.22	\$12.14	\$14.12	\$16.48	\$29,572
47-2044	Tile & Marble Setters	18	\$21.14	\$16.69	\$20.98	\$25.60	\$43,978
49-3093	Tire Repairers & Changers	145	\$16.55	\$11.15	\$15.64	\$21.38	\$34,413
23-2093	Title Examiners, Abstractors, & Searchers	17	\$21.68	\$16.35	\$21.12	\$26.80	\$45,103
39-7011	Tour Guides and Escorts	12	\$19.80	\$14.13	\$16.43	\$25.24	\$41,180
11-3131	Training and Development Managers	36	\$41.51	\$35.87	\$39.31	\$48.05	\$86,346
13-1151	Training and Development Specialists	106	\$30.00	\$22.98	\$30.97	\$36.49	\$62,388
53-6051	Transportation Inspectors	27	\$30.22	\$23.12	\$25.49	\$38.56	\$62,858
11-3071	Transportation, Storage, & Distribution Mgrs	46	\$39.07	\$32.36	\$36.24	\$41.67	\$81,259
53-1031	Transpnt/Material-Mvng Vehicle Ops, 1st-Ln Spvrs of	109	\$28.21	\$20.67	\$29.89	\$35.02	\$58,679
41-3041	Travel Agents	17	\$17.32	\$15.13	\$17.05	\$19.80	\$36,032
53-3032	Truck Drivers, Heavy & Tractor-Trailer	832	\$20.16	\$17.24	\$20.16	\$22.82	\$41,933
53-3033	Truck Drivers, Light or Delivery Svcs	699	\$16.69	\$14.78	\$16.81	\$18.46	\$34,696
19-3051	Urban & Regional Planners	385	\$33.76	\$30.21	\$33.34	\$36.82	\$70,228
39-3031	Ushers, Lobby Attendants, & Ticket Takers		\$13.80	\$10.88	\$13.95	\$16.83	\$28,705
29-1131	Veterinarians	48	\$38.14	\$32.65	\$36.91	\$44.12	\$79,343
31-9096	Veterinary Assistants & Laboratory Animal Caretakers	110	\$10.60	\$9.35	\$10.19	\$11.39	\$22,042
29-2056	Veterinary Technologists & Technicians	68	\$15.90	\$13.65	\$15.63	\$17.88	\$33,073
25-1194	Vocational Education Teachers, Postsecondary	109	\$29.97	\$21.80	\$28.16	\$40.06	\$62,346
35-3031	Waiters & Waitresses	1,479	\$11.77	\$9.29	\$9.51	\$13.66	\$24,477
51-8031	Water & Liquid Waste Treatment Plant & System Ops		\$27.03	\$23.79	\$26.83	\$29.92	\$56,231
15-1134	Web Developers	85	\$25.86	\$19.22	\$23.95	\$32.77	\$53,784
43-5111	Weighers, Measurers, Checkers, Samplers - Recordkeeping		\$16.21	\$12.71	\$15.21	\$20.03	\$33,720
51-4121	Welders, Cutters, Solderers, & Brazers	137	\$23.44	\$17.46	\$21.03	\$26.72	\$48,736
13-1022	Wholesale & Retail Buyers, Not Farm Products	54	\$23.03	\$18.29	\$22.93	\$26.83	\$47,906
51-7042	Woodworking Machine Setters/Ops/Tenders (Not Sawing)	27	\$22.41	\$15.34	\$18.60	\$32.28	\$46,615
19-1023	Zoologists & Wildlife Biologists	207	\$31.63	\$27.36	\$28.75	\$34.82	\$65,772

Portland-Vancouver, OR-WA MSA
2013 Occupational Employment
and Wage Estimates
Includes Clackamas, Columbia, Multnomah,
Washington and Yamhill, OR; and
Clark and Skamania, WA Counties



SOC Code	Portland-Vancouver, OR-WA MSA Occupational Title	Estimated Employment	Average Wage	Percentiles			Annual Wage
				25th	50th	75th	
13-2011	Accountants & Auditors	7,933	\$31.46	\$23.85	\$29.24	\$36.97	\$65,445
27-2011	Actors	149					
15-2011	Actuaries	263	\$45.98	\$35.95	\$42.16	\$51.08	\$95,638
11-3011	Administrative Svcs Mgrs	1,948	\$39.59	\$28.91	\$38.01	\$46.56	\$82,361
25-3011	Adult Literacy, Remedial Ed, GED Teachers/Inst	519	\$23.29	\$18.25	\$22.33	\$27.27	\$48,447
11-2011	Advertising & Promotions Mgrs	250	\$42.99	\$32.35	\$41.00	\$48.14	\$89,418
41-3011	Advertising Sales Agents	895	\$28.10	\$18.40	\$22.81	\$32.83	\$58,444
17-2011	Aerospace Engineers	60	\$42.20	\$32.56	\$42.67	\$53.79	\$87,782
13-1011	Agents/Business Mgrs of Artists, Performers, Athletes	35	\$19.41	\$13.54	\$18.45	\$24.51	\$40,366
19-4011	Agricultural & Food Science Technicians	161	\$17.75	\$14.04	\$17.75	\$21.00	\$36,923
45-2091	Agricultural Equipment Operators	97	\$18.24	\$16.20	\$19.50	\$21.34	\$37,940
45-2011	Agricultural Inspectors	99	\$22.33	\$16.16	\$22.74	\$29.38	\$46,446
53-1011	Aircraft Cargo Handling Supervisors	66	\$18.64	\$12.21	\$14.75	\$24.98	\$38,767
49-3011	Aircraft Mechanics & Svc Technicians	734	\$27.64	\$22.96	\$27.18	\$30.31	\$57,482
51-2011	Aircraft Structure/Surface/Rigging/System Assemblers	344					
39-3091	Amusement & Recreation Attendants	1,891	\$10.49	\$9.21	\$9.47	\$11.00	\$21,813
29-1061	Anesthesiologists		\$126.94	\$91.46	\$91.73	\$91.99	\$264,030
33-9011	Animal Control Wkrs	55	\$21.48	\$18.34	\$21.10	\$24.02	\$44,679
39-2011	Animal Trainers	77	\$19.65	\$11.70	\$19.58	\$26.32	\$40,881
19-3091	Anthropologists & Archeologists	159	\$31.93	\$22.21	\$31.32	\$40.28	\$66,410
25-1061	Anthropology & Archeology Teachers, Postsecondary	62					\$93,820
13-2021	Appraisers & Assessors of Real Estate	526	\$26.99	\$18.13	\$26.07	\$32.08	\$56,160
23-1022	Arbitrators, Mediators, & Conciliators	58	\$29.18	\$24.59	\$28.33	\$34.17	\$60,710
17-1011	Architects, Not Landscape & Naval	1,176	\$34.89	\$26.62	\$33.48	\$41.14	\$72,568
17-3011	Architectural & Civil Drafters	835	\$24.41	\$20.69	\$23.46	\$27.96	\$50,772
25-4011	Archivists	28	\$26.90	\$24.41	\$26.97	\$29.61	\$55,962
25-1062	Area, Ethnic, & Cultural Studies Teachers, Postsec	116					\$70,401
27-1011	Art Directors	459	\$32.85	\$24.18	\$29.47	\$39.55	\$68,342
25-1121	Art, Drama, & Music Teachers, Postsecondary	1,401					\$69,549
27-1019	Artists & Related Wkrs, All Other	101	\$21.77	\$12.51	\$19.94	\$25.25	\$45,287
51-2099	Assemblers & Fabricators, All Other	3,818	\$16.87	\$11.91	\$14.56	\$22.54	\$35,081
29-9091	Athletic Trainers	139					\$45,206
19-2021	Atmospheric & Space Scientists		\$49.69	\$40.63	\$46.29	\$56.86	\$103,356
25-1051	Atmospheric/Earth/Marine/Space Sci Teachers, Postsec	64					\$88,503
27-4011	Audio & Video Equipment Technicians	387	\$21.25	\$15.47	\$18.29	\$26.29	\$44,191
29-1181	Audiologists	83	\$39.35	\$32.75	\$38.59	\$42.97	\$81,843
25-9011	Audio-Visual Collections Specialists	103	\$20.82	\$16.76	\$19.12	\$22.98	\$43,314
49-3021	Automotive Body & Related Repairers	765	\$21.07	\$16.27	\$19.95	\$24.19	\$43,822
49-3023	Automotive Svc Technicians & Mechanics	3,985	\$21.44	\$16.09	\$20.76	\$26.36	\$44,607
39-6011	Baggage Porters & Bellhops	207	\$9.59	\$9.11	\$9.30	\$9.54	\$19,954
33-3011	Bailiffs	62	\$19.61	\$17.82	\$20.04	\$21.77	\$40,792
51-3011	Bakers	1,335	\$14.74	\$11.40	\$14.06	\$17.64	\$30,661
35-3011	Bartenders	6,029	\$11.50	\$9.20	\$10.39	\$13.46	\$23,915
49-3091	Bicycle Repairers		\$12.35	\$9.92	\$11.98	\$13.78	\$25,690
43-3011	Bill & Account Collectors	3,152	\$17.34	\$14.38	\$16.87	\$19.49	\$36,075
43-3021	Billing & Posting Clerks & Machine Operators	3,595	\$18.01	\$14.98	\$17.43	\$20.68	\$37,474
19-1021	Biochemists & Biophysicists	29	\$42.62	\$33.27	\$39.43	\$45.86	\$88,658
25-1042	Biological Science Teachers, Postsecondary	396					\$78,324
19-1029	Biological Scientists, All Other	378	\$39.01	\$32.44	\$38.09	\$43.61	\$81,138
19-4021	Biological Technicians	1,014	\$20.26	\$15.95	\$19.48	\$22.92	\$42,150
17-2031	Biomedical Engineers	136	\$45.08	\$35.32	\$40.85	\$48.98	\$93,766
43-3031	Bookkeeping, Accounting, & Auditing Clerks	14,691	\$18.95	\$15.18	\$18.07	\$22.10	\$39,411

SOC Code	Portland-Vancouver, OR-WA MSA Occupational Title	Estimated Employment	Average Wage	Percentiles			Annual Wage
				25th	50th	75th	
47-3011	Brick/Block/Stonemason & Tile/Marble Setter Helpers	149	\$18.46	\$15.73	\$18.34	\$21.18	\$38,399
47-2021	Brickmasons & Blockmasons	389	\$32.06	\$30.26	\$32.61	\$34.94	\$66,691
27-4012	Broadcast Technicians	186	\$20.88	\$12.19	\$18.89	\$28.23	\$43,432
43-4011	Brokerage Clerks	382	\$20.41	\$16.88	\$19.42	\$22.35	\$42,446
13-2031	Budget Analysts	405	\$35.26	\$28.34	\$33.31	\$41.06	\$73,344
37-2019	Building Cleaning Wkrs, All Other	16	\$11.75	\$10.55	\$11.59	\$13.08	\$24,438
49-3031	Bus & Truck Mechanics & Diesel Engine Specialists	1,840	\$22.99	\$19.25	\$23.41	\$27.20	\$47,832
53-3022	Bus Drivers, School	3,591	\$15.47	\$12.53	\$15.44	\$18.39	\$32,182
53-3021	Bus Drivers, Transit & Intercity		\$21.38	\$14.64	\$23.69	\$26.82	\$44,473
13-1199	Business Operations Specialists, All Other	10,185	\$31.57	\$21.86	\$29.39	\$39.87	\$65,666
25-1011	Business Teachers, Postsecondary	492					\$75,276
51-3021	Butchers & Meat Cutters	767	\$17.59	\$13.68	\$19.02	\$21.45	\$36,590
51-7011	Cabinetmakers & Bench Carpenters	1,013	\$16.69	\$13.62	\$16.29	\$19.08	\$34,705
27-4031	Camera Ops, Television, Video, & Motion Picture	104	\$26.87	\$18.63	\$22.72	\$33.43	\$55,888
53-5021	Captains, Mates, & Pilots of Water Vessels	120	\$36.88	\$33.23	\$38.04	\$41.97	\$76,723
29-2031	Cardiovascular Technologists & Technicians	306	\$30.62	\$21.38	\$31.72	\$39.61	\$63,695
47-3012	Carpenter Helpers	54	\$14.28	\$9.91	\$14.73	\$17.68	\$29,712
47-2031	Carpenters	5,306	\$21.72	\$16.07	\$21.04	\$27.64	\$45,187
47-2041	Carpet Installers	466	\$17.64	\$10.90	\$14.79	\$22.18	\$36,682
17-1021	Cartographers & Photogrammetrists	446	\$32.84	\$25.10	\$29.43	\$37.85	\$68,322
41-2011	Cashiers	20,082	\$11.81	\$9.40	\$10.61	\$13.34	\$24,564
47-2051	Cement Masons & Concrete Finishers	876	\$23.44	\$17.25	\$23.80	\$27.99	\$48,757
51-9191	Cementing & Gluing Machine Operators & Tenders	77	\$19.22	\$16.90	\$19.05	\$21.54	\$39,984
35-1011	Chefs & Head Cooks	860	\$21.42	\$15.70	\$18.69	\$24.30	\$44,555
17-2041	Chemical Engineers	163	\$41.81	\$38.45	\$41.85	\$45.26	\$86,981
51-9011	Chemical Equipment Operators & Tenders	65	\$22.86	\$18.80	\$22.91	\$27.09	\$47,543
51-8091	Chemical Plant & System Operators	143	\$24.81	\$21.92	\$25.65	\$28.19	\$51,621
19-4031	Chemical Technicians	223	\$21.18	\$15.25	\$21.14	\$25.87	\$44,042
25-1052	Chemistry Teachers, Postsecondary	179					\$86,720
19-2031	Chemists	698	\$34.62	\$26.99	\$32.90	\$37.89	\$72,007
11-1011	Chief Executives	1,351	\$103.80	\$76.32	\$91.00	\$91.13	\$215,898
39-9011	Child Care Wkrs	3,114	\$10.96	\$9.27	\$10.19	\$11.91	\$22,791
21-1021	Child, Family, & School Social Wkrs	1,841	\$22.18	\$17.40	\$21.30	\$26.07	\$46,140
29-1011	Chiropractors	528	\$28.93	\$17.95	\$23.02	\$33.49	\$60,165
17-3022	Civil Engineering Technicians	779	\$28.60	\$24.49	\$28.04	\$32.87	\$59,481
17-2051	Civil Engineers	3,229	\$38.75	\$30.50	\$37.48	\$46.70	\$80,594
13-1031	Claims Adjusters, Examiners, & Investigators	2,108	\$32.54	\$26.75	\$32.53	\$37.87	\$67,695
53-7061	Cleaners of Vehicles & Equipment	2,183	\$12.64	\$9.47	\$11.48	\$14.82	\$26,290
51-9192	Cleaning/Washing/Metal Pickling Equipment Ops/Tenders	179	\$12.85	\$10.15	\$11.41	\$14.24	\$26,715
21-2011	Clergy	1,636	\$24.23	\$14.14	\$24.19	\$32.03	\$50,388
19-3031	Clinical, Counseling, & School Psychologists	807	\$36.15	\$26.59	\$35.10	\$44.48	\$75,188
27-2022	Coaches & Scouts	2,220					\$37,331
51-9121	Coating/Painting/Spraying Machine Setters/Ops/Tenders	871	\$17.01	\$14.69	\$16.92	\$19.14	\$35,395
51-2021	Coil Winders, Tapers, & Finishers	338	\$12.61	\$10.76	\$11.99	\$14.30	\$26,240
49-9091	Coin, Vending, & Amusement Machine Svcs & Repairers	122	\$18.39	\$15.78	\$17.64	\$20.88	\$38,245
35-3021	Comb Food Preparation & Serving Wkrs, Inc Fast Food	21,391	\$10.35	\$9.21	\$9.44	\$10.95	\$21,537
27-1021	Commercial & Industrial Designers	202	\$41.04	\$30.23	\$34.64	\$43.53	\$85,370
53-2012	Commercial Pilots	452					\$57,364
25-1122	Communications Teachers, Postsecondary	258					\$67,301
21-1099	Community & Social Svc Specialists, All Other	565	\$19.34	\$15.01	\$17.73	\$22.72	\$40,229
21-1094	Community Health Workers	179	\$19.86	\$15.72	\$19.50	\$22.33	\$41,312
11-3111	Compensation and Benefits Managers	114	\$49.77	\$39.53	\$48.42	\$60.06	\$103,519
13-1141	Compensation, Benefits, and Job Analysis Specialists	522	\$28.33	\$20.32	\$26.59	\$35.60	\$58,928
13-1041	Compliance Ofcrrs (Not Ag/Const/Safety/Transportn)	1,385	\$32.69	\$25.28	\$31.49	\$38.78	\$68,002
11-3021	Computer & Information Systems Mgrs	3,033	\$56.43	\$44.46	\$54.16	\$66.28	\$117,374
15-1111	Computer and Information Scientists, Research	22	\$41.20	\$32.50	\$35.88	\$51.89	\$85,709
15-1143	Computer Network Architects	1,058	\$61.17	\$41.89	\$52.01	\$66.35	\$127,232
15-1152	Computer Network Support Specialists	1,528	\$28.67	\$21.83	\$27.93	\$34.49	\$59,626
15-1199	Computer Occupations, All Other	3,147	\$39.34	\$28.76	\$38.06	\$47.65	\$81,833
43-9011	Computer Operators	281	\$18.59	\$14.61	\$17.92	\$22.23	\$38,665
15-1131	Computer Programmers	2,416	\$34.19	\$24.28	\$35.36	\$43.31	\$71,115
25-1021	Computer Science Teachers, Postsecondary	189					\$87,658

SOC Code	Portland-Vancouver, OR-WA MSA Occupational Title	Estimated Employment	Average Wage	Percentiles			Annual Wage
				25th	50th	75th	
15-1132	Computer Software Engineers, Applications	5,740	\$44.39	\$35.53	\$43.95	\$53.59	\$92,319
15-1133	Computer Software Engineers, Systems Software	3,110	\$48.15	\$37.65	\$48.88	\$57.42	\$100,144
15-1151	Computer Support Specialists	4,976	\$26.39	\$18.13	\$23.30	\$29.19	\$54,882
15-1121	Computer Systems Analysts	3,428	\$42.57	\$33.68	\$41.11	\$49.91	\$88,563
49-2011	Computer, Automated Teller, & Office Machine Repairers	999	\$18.32	\$13.98	\$17.39	\$21.64	\$38,114
51-4011	Computer-Controlled Machine Tool Ops, Mtl/Plastic	1,877	\$18.95	\$13.81	\$17.36	\$22.90	\$39,400
39-6012	Concierges	155	\$14.04	\$10.87	\$12.82	\$15.09	\$29,206
19-1031	Conservation Scientists	175	\$41.94	\$29.96	\$38.16	\$44.83	\$87,235
47-4011	Construction & Building Inspectors	745	\$29.73	\$23.42	\$30.41	\$35.27	\$61,844
47-4099	Construction & Related Wkrs, All Other	420	\$21.21	\$18.17	\$20.78	\$23.92	\$44,111
47-2061	Construction Laborers	5,637	\$18.45	\$13.38	\$17.52	\$23.42	\$38,382
11-9021	Construction Mgrs	2,387	\$42.49	\$32.09	\$39.88	\$49.07	\$88,392
47-3019	Construction Trades, All Other Helpers	202	\$16.45	\$10.65	\$14.46	\$20.72	\$34,231
47-1011	Construction Trades/Extraction Wkrs, 1st-Ln Spvrs	3,122	\$31.34	\$23.79	\$31.37	\$38.81	\$65,190
49-9012	Control & Valve Installers & Repairers (Not Mech Door)	288	\$28.55	\$24.31	\$28.59	\$33.45	\$59,382
53-7011	Conveyor Operators & Tenders	122	\$15.05	\$12.62	\$13.87	\$16.31	\$31,299
35-2019	Cooks, All Other	156	\$12.73	\$10.45	\$11.77	\$14.63	\$26,481
35-2011	Cooks, Fast Food	3,484	\$9.89	\$9.17	\$9.39	\$10.36	\$20,568
35-2012	Cooks, Institution & Cafeteria	2,524	\$13.42	\$10.91	\$12.86	\$15.04	\$27,925
35-2014	Cooks, Restaurant	10,052	\$12.16	\$10.07	\$11.21	\$13.25	\$25,277
35-2015	Cooks, Short Order	1,016	\$11.08	\$9.85	\$10.74	\$11.62	\$23,052
51-9193	Cooling & Freezing Equipment Operators & Tenders	49	\$17.56	\$13.27	\$19.24	\$21.54	\$36,521
33-3012	Correctional Officers & Jailers	1,407	\$26.85	\$22.07	\$27.19	\$32.01	\$55,853
33-1011	Correctional Officers, 1st-Line Spvrs of	193	\$38.62	\$33.38	\$38.29	\$43.81	\$80,326
43-4021	Correspondence Clerks	52	\$16.13	\$13.80	\$16.05	\$18.10	\$33,537
13-1051	Cost Estimators	2,469	\$32.18	\$23.28	\$32.41	\$40.32	\$66,933
39-3092	Costume Attendants		\$21.49	\$13.05	\$17.15	\$31.30	\$44,701
21-1019	Counselors, All Other	325	\$19.91	\$11.08	\$19.12	\$27.55	\$41,406
41-2021	Counter & Rental Clerks	3,051	\$13.07	\$9.53	\$11.38	\$15.23	\$27,183
35-3022	Counter Attendants, Cafeteria, Concession, Coffee Shop	3,005	\$10.50	\$9.21	\$9.40	\$10.64	\$21,823
43-5021	Couriers & Messengers	523	\$15.24	\$12.08	\$14.42	\$18.66	\$31,684
23-2091	Court Reporters	89					
43-4031	Court, Municipal, & License Clerks	904	\$20.04	\$16.72	\$20.10	\$22.38	\$41,678
53-7021	Crane & Tower Operators	283	\$28.60	\$19.37	\$26.02	\$39.61	\$59,498
13-2041	Credit Analysts		\$30.39	\$24.44	\$29.37	\$35.34	\$63,214
43-4041	Credit Authorizers, Checkers, & Clerks	332	\$18.60	\$15.30	\$18.03	\$21.58	\$38,695
25-1111	Criminal Justice & Law Enforcement Teachers, Postsec	29					\$67,221
33-9091	Crossing Guards	487	\$18.49	\$13.57	\$19.14	\$22.06	\$38,463
51-9021	Crush/Grind/Polishing Machine Setters/Ops/Tenders	252	\$14.78	\$11.89	\$13.76	\$16.42	\$30,746
25-4012	Curators	54	\$28.81	\$19.97	\$22.90	\$33.43	\$59,923
43-4051	Customer Svc Reps	17,561	\$17.13	\$13.46	\$16.23	\$19.84	\$35,627
51-4031	Cut/Punch/Press Mach Setters/Ops/Tenders, Mtl/Plastic	1,302	\$15.77	\$11.85	\$15.35	\$18.79	\$32,791
51-9031	Cutters & Trimmers, Hand	117	\$11.79	\$9.73	\$11.16	\$13.28	\$24,528
51-9032	Cutting & Slicing Machine Setters, Ops, & Tenders	347	\$18.07	\$15.48	\$17.49	\$20.75	\$37,585
43-9021	Data Entry Keyers	1,956	\$14.00	\$11.60	\$13.40	\$15.52	\$29,119
15-1141	Database Administrators	955	\$38.11	\$28.52	\$38.57	\$48.26	\$79,271
41-9011	Demonstrators & Product Promoters	1,030	\$11.97	\$10.16	\$10.92	\$11.69	\$24,902
31-9091	Dental Assistants	3,155	\$19.46	\$16.64	\$19.04	\$22.08	\$40,492
29-2021	Dental Hygienists	2,461	\$39.55	\$36.74	\$40.36	\$43.79	\$82,263
51-9081	Dental Laboratory Technicians	386	\$18.52	\$13.24	\$17.43	\$23.41	\$38,520
29-1029	Dentists, All Other Specialists	96					
29-1021	Dentists, General	767	\$96.79	\$65.63	\$91.27	\$91.77	\$201,340
27-1029	Designers, All Other	65	\$31.82	\$10.95	\$27.01	\$36.70	\$66,181
43-9031	Desktop Publishers	83	\$19.43	\$16.29	\$18.69	\$22.39	\$40,426
33-3021	Detectives & Criminal Investigators	514	\$37.69	\$28.70	\$36.81	\$45.04	\$78,390
29-2032	Diagnostic Medical Sonographers	309	\$40.59	\$37.41	\$41.13	\$44.70	\$84,424
29-2051	Dietetic Technicians	58	\$17.50	\$11.50	\$19.18	\$21.50	\$36,383
29-1031	Dietitians & Nutritionists	299	\$29.96	\$25.52	\$30.59	\$35.40	\$62,319
35-9011	Dining Room & Cafeteria Attendants & Bartender Helpers	2,039	\$10.23	\$9.12	\$9.30	\$9.55	\$21,285
21-2021	Directors, Religious Activities & Education	932	\$18.73	\$9.93	\$18.42	\$23.02	\$38,956
35-9021	Dishwashers	4,036	\$9.75	\$9.13	\$9.33	\$10.01	\$20,277
43-5032	Dispatchers, Not Police, Fire, & Ambulance	1,662	\$19.46	\$14.13	\$17.88	\$22.87	\$40,479

SOC Code	Portland-Vancouver, OR-WA MSA Occupational Title	Estimated Employment	Average Wage	Percentiles			Annual Wage
				25th	50th	75th	
41-9091	Door-To-Door Sales Wkrs, News/Street Vendors	191	\$13.22	\$9.63	\$11.48	\$15.96	\$27,496
17-3019	Drafters, All Other	374	\$26.31	\$19.71	\$23.27	\$33.52	\$54,723
51-4032	Drilling/Boring Machine Tool Setters/Ops/Tenders	104	\$25.96	\$15.25	\$24.38	\$38.68	\$53,984
53-3031	Driver/Sales Wkrs	4,048	\$15.62	\$12.51	\$14.36	\$19.02	\$32,494
47-2081	Drywall & Ceiling Tile Installers	896	\$25.82	\$21.16	\$24.87	\$30.49	\$53,701
47-5021	Earth Drillers, Not Oil & Gas		\$20.60	\$14.09	\$20.60	\$24.96	\$42,849
25-1063	Economics Teachers, Postsecondary	84					\$104,285
19-3011	Economists	85	\$42.07	\$32.68	\$41.66	\$51.85	\$87,490
27-3041	Editors	622	\$26.50	\$14.58	\$25.59	\$33.88	\$55,110
11-9031	Educ Administrators, Preschool/Child Care Center/Pgms	273	\$21.33	\$17.05	\$20.13	\$22.96	\$44,354
11-9039	Education Administrators, All Other	255	\$36.77	\$22.96	\$31.18	\$44.20	\$76,496
11-9032	Education Administrators, Elem & Secondary School	1,341					\$101,560
11-9033	Education Administrators, Postsecondary	1,081	\$45.10	\$27.57	\$35.14	\$53.53	\$93,809
25-1081	Education Teachers, Postsecondary	519					\$62,851
25-9099	Education, Training, & Library Wkrs, All Other	1,805	\$21.74	\$12.88	\$20.38	\$29.05	\$45,230
21-1012	Educational, Vocational, & School Counselors	1,502	\$27.21	\$21.92	\$27.57	\$32.99	\$56,583
49-2092	Electric Motor, Power Tool, & Related Repairers	118	\$18.12	\$9.37	\$17.68	\$24.34	\$37,687
17-3023	Electrical & Electronic Engineering Technicians	2,631	\$28.28	\$22.42	\$27.55	\$33.52	\$58,818
51-2022	Electrical & Electronic Equipment Assemblers	2,709	\$15.59	\$12.73	\$14.93	\$17.83	\$32,439
17-3012	Electrical & Electronics Drafters	305	\$27.33	\$21.74	\$25.83	\$29.90	\$56,836
17-2071	Electrical Engineers	1,466	\$44.31	\$33.08	\$43.19	\$53.25	\$92,151
49-9051	Electrical Power-Line Installers & Repairers	412	\$35.60	\$27.35	\$40.38	\$42.48	\$74,053
49-2094	Electrical/Electronics Repairers, Industrial Equipmt	677	\$29.67	\$23.19	\$30.30	\$34.78	\$61,716
49-2095	Electrical/Electronics Repairers, Powerhouse/Relay	52	\$36.91	\$32.12	\$36.72	\$42.58	\$76,785
47-3013	Electrician Helpers	138	\$19.91	\$13.98	\$20.20	\$24.79	\$41,411
47-2111	Electricians	4,872	\$35.15	\$29.17	\$37.70	\$42.24	\$73,120
51-2023	Electromechanical Equipment Assemblers	509	\$13.74	\$10.22	\$12.74	\$16.55	\$28,576
17-3024	Electro-Mechanical Technicians	260	\$23.51	\$18.63	\$22.61	\$27.37	\$48,886
49-2096	Electronic Equipment Installers/Repairers, Motor Veh	169	\$13.43	\$9.33	\$13.37	\$16.66	\$27,940
49-2097	Electronic Home Entertainment Equipment Install/Repair		\$14.89	\$9.46	\$12.56	\$20.34	\$30,971
17-2072	Electronics Engineers, Not Computer	2,249	\$50.70	\$40.43	\$48.78	\$59.49	\$105,465
49-2093	Electronics Install/Repair, Transprt Equipmt	170	\$34.98	\$24.09	\$39.98	\$43.65	\$72,750
25-2021	Elementary School Teachers, Not Special Education	7,013					\$57,958
47-4021	Elevator Installers & Repairers	23	\$43.60	\$39.63	\$42.29	\$44.93	\$90,681
43-4061	Eligibility Interviewers, Government Programs	750	\$19.74	\$16.09	\$19.86	\$22.81	\$41,053
11-9161	Emergency Management Directors	51	\$40.22	\$31.96	\$39.76	\$45.33	\$83,653
29-2041	Emergency Medical Technicians & Paramedics	1,110	\$21.50	\$16.55	\$19.92	\$25.72	\$44,727
13-1071	Employment, Recruitment, & Placement Specialists	3,621	\$29.00	\$20.69	\$27.09	\$35.83	\$60,313
51-2031	Engine & Other Machine Assemblers	235	\$18.75	\$15.34	\$19.24	\$22.11	\$39,013
11-9041	Engineering Mgrs	2,505	\$65.94	\$53.78	\$63.44	\$74.35	\$137,164
25-1032	Engineering Teachers, Postsecondary	153					\$106,272
17-3029	Engineering Technicians, Not Drafters, All Other	694	\$27.91	\$21.28	\$27.39	\$34.41	\$58,034
17-2199	Engineers, All Other	1,412	\$46.73	\$34.56	\$46.40	\$56.04	\$97,202
25-1123	English Language & Literature Teachers, Postsecondary	536					\$80,903
27-2099	Entertainers & Performers, Sports & Related Wkrs, A/O	156	\$12.95	\$9.63	\$12.19	\$14.67	
39-3099	Entertainment Attendants & Related Wkrs, A/O	45	\$10.88	\$9.33	\$9.83	\$11.85	\$22,629
17-3025	Environmental Engineering Technicians	110	\$31.09	\$27.02	\$32.09	\$36.07	\$64,657
17-2081	Environmental Engineers	434	\$40.13	\$31.15	\$39.87	\$49.13	\$83,463
19-4091	Environmental Science & Protection Techs (Inc Health)	182	\$24.17	\$19.58	\$24.43	\$28.49	\$50,260
25-1053	Environmental Science Teachers, Postsecondary	49					\$70,302
19-2041	Environmental Scientists & Specialists (Inc Health)	727	\$35.03	\$28.32	\$35.92	\$41.27	\$72,860
19-1041	Epidemiologists	31	\$35.96	\$25.74	\$34.23	\$35.92	\$74,810
51-9194	Etchers & Engravers	166	\$12.85	\$10.66	\$12.46	\$14.59	\$26,716
53-7032	Excavating & Loading Machine & Dragline Operators	378	\$26.24	\$18.86	\$29.28	\$33.62	\$54,573
43-6011	Executive Secretaries & Administrative Assistants	3,932	\$24.19	\$19.97	\$23.72	\$28.13	\$50,300
29-1128	Exercise Physiologists	17	\$24.75	\$21.18	\$24.34	\$28.12	\$51,498
51-9041	Extrude/Form/Press/Compact Machine Setters/Ops/Tenders		\$13.37	\$9.91	\$11.62	\$15.33	\$27,816
51-4021	Extruding/Drawing Mach Setters/Ops/Tenders, Mtl/Plastic	286	\$17.61	\$13.64	\$16.92	\$21.04	\$36,633
51-6092	Fabric & Apparel Patternmakers	116	\$21.50	\$19.35	\$21.25	\$23.15	\$44,728
45-4021	Fallers		\$25.22	\$21.05	\$23.90	\$29.55	\$52,447
29-1062	Family & General Practitioners	546	\$91.08	\$71.92	\$84.47	\$91.55	\$189,429
25-9021	Farm & Home Management Advisors	48	\$26.61	\$20.36	\$26.92	\$33.33	\$55,338

SOC Code	Portland-Vancouver, OR-WA MSA Occupational Title	Estimated Employment	Average Wage	Percentiles			Annual Wage
				25th	50th	75th	
49-3041	Farm Equipment Mechanics	96	\$18.42	\$15.45	\$18.25	\$21.99	\$38,306
11-9013	Farmers, Ranchers, and Other Agricultural Managers	41	\$38.44	\$29.31	\$37.48	\$44.34	\$79,957
45-1011	Farming, Fishing, & Forestry Wkrs, 1st-Ln Sprvs/Mgrs	165	\$26.09	\$18.86	\$23.12	\$34.54	\$54,252
45-2092	FarmWkrs & Laborers, Crop, Nursery, & Greenhouse	1,583	\$10.49	\$9.19	\$9.62	\$11.27	\$21,820
45-2093	FarmWkrs, Farm & Ranch Animals		\$12.42	\$9.99	\$12.07	\$13.95	\$25,834
27-1022	Fashion Designers	117	\$29.59	\$20.50	\$27.68	\$35.11	\$61,539
47-4031	Fence Erectors	437	\$18.58	\$14.92	\$19.99	\$21.84	\$38,647
51-2091	Fiberglass Laminators & Fabricators	299	\$15.17	\$12.55	\$14.32	\$17.47	\$31,552
43-4071	File Clerks	1,134	\$15.95	\$11.23	\$15.07	\$20.10	\$33,174
27-4032	Film & Video Editors	181	\$21.14	\$14.63	\$17.29	\$24.81	\$43,977
13-2051	Financial Analysts	1,962	\$52.08	\$30.93	\$41.58	\$63.39	\$108,337
43-3099	Financial Clerks, All Other	183	\$22.64	\$17.59	\$21.06	\$26.80	\$47,076
13-2061	Financial Examiners	237	\$38.76	\$23.46	\$34.45	\$44.99	\$80,640
11-3031	Financial Mgrs	3,751	\$53.51	\$38.50	\$49.15	\$64.87	\$111,308
13-2099	Financial Specialists, All Other	1,140	\$34.01	\$24.61	\$31.11	\$38.91	\$70,724
27-1013	Fine Artists, Inc Painters, Sculptors, Illustrators	96	\$29.17	\$11.63	\$27.46	\$37.36	\$60,689
33-2011	Fire Fighters	1,418	\$31.11	\$27.49	\$32.28	\$35.96	\$64,707
33-1021	Fire Fighting & Prevention Wkrs, 1st-Ln Sprvs of	562	\$40.93	\$37.17	\$41.74	\$46.57	\$85,141
33-2021	Fire Inspectors & Investigators	82	\$38.85	\$35.70	\$39.96	\$43.76	\$80,821
39-9031	Fitness Trainers & Aerobics Instructors	2,153	\$18.83	\$11.47	\$18.27	\$23.28	\$39,169
47-2042	Floor Layers, Not Carpet, Wood, & Hard Tiles	169	\$18.13	\$12.13	\$17.93	\$22.11	\$37,706
27-1023	Floral Designers	399	\$12.45	\$9.63	\$11.92	\$14.29	\$25,895
51-3092	Food Batchmakers	862	\$12.96	\$9.78	\$11.74	\$14.82	\$26,963
51-3093	Food Cooking Machine Operators & Tenders	176	\$13.41	\$10.76	\$12.34	\$15.50	\$27,905
35-9099	Food Preparation & Serving Related Wkrs, A/O	668	\$13.02	\$9.59	\$12.59	\$15.24	\$27,072
35-1012	Food Preparation & Serving Wkrs, 1st-Ln Sprvs of	5,638	\$14.33	\$10.87	\$12.83	\$16.94	\$29,807
35-2021	Food Preparation Wkrs	6,742	\$10.63	\$9.23	\$9.75	\$11.43	\$22,098
51-3099	Food Processing Workers, All Other	197	\$11.89	\$9.38	\$10.64	\$13.56	\$24,732
19-1012	Food Scientists & Technologists	111	\$33.63	\$27.20	\$32.46	\$37.35	\$69,958
35-3041	Food Servers, Nonrestaurant	1,645	\$10.97	\$9.27	\$10.01	\$11.82	\$22,822
11-9051	Food Svc Mgrs	1,751	\$23.77	\$17.60	\$23.55	\$28.22	\$49,446
51-3091	Food/Tobacco Roast/Bake/Dry Mach Ops/Tenders	105	\$17.44	\$14.74	\$18.07	\$21.15	\$36,270
25-1124	Foreign Language & Literature Teachers, Postsecondary	488					\$56,086
19-4092	Forensic Science Technicians	136	\$29.63	\$25.49	\$29.99	\$33.96	\$61,639
19-4093	Forest & Conservation Technicians	187	\$19.83	\$14.38	\$17.93	\$23.71	\$41,251
19-1032	Foresters	98	\$31.54	\$25.75	\$29.72	\$35.04	\$65,608
51-4022	Forging Machine Setters, Ops/Tenders, Mtl/Plastic	139	\$18.14	\$13.37	\$17.26	\$22.04	\$37,715
51-4071	Foundry Mold & Coremakers		\$16.36	\$12.83	\$16.40	\$19.72	\$34,041
13-1131	Fundraisers	561	\$25.04	\$17.75	\$22.45	\$31.50	\$52,100
39-4021	Funeral Attendants	40	\$10.04	\$9.38	\$9.90	\$10.79	\$20,875
11-9061	Funeral Directors	45	\$38.74	\$30.83	\$38.00	\$50.48	\$80,590
51-9051	Furnace, Kiln, Oven, Drier, & Kettle Ops/Tenders	128	\$20.87	\$19.27	\$20.84	\$22.42	\$43,413
51-7021	Furniture Finishers	38	\$15.00	\$12.50	\$14.57	\$17.54	\$31,186
39-3012	Gaming & Sports Book Writers & Runners	132	\$13.37	\$10.93	\$12.47	\$14.94	\$27,807
43-3041	Gaming Cage Wkrs	74	\$14.10	\$10.48	\$12.12	\$17.61	\$29,338
39-1011	Gaming Supervisors	132	\$21.51	\$16.61	\$20.22	\$24.48	\$44,727
11-1021	General & Operations Mgrs	14,403	\$51.18	\$31.08	\$44.11	\$63.80	\$106,457
19-3092	Geographers	42	\$39.28	\$33.42	\$40.06	\$45.33	\$81,708
25-1064	Geography Teachers, Postsecondary	57					\$77,264
19-4041	Geological & Petroleum Technicians	16	\$22.24	\$13.25	\$14.64	\$32.85	\$46,262
19-2042	Geoscientists, Not Hydrologists & Geographers	357	\$33.09	\$25.72	\$29.30	\$36.32	\$68,826
47-2121	Glaziers	265	\$28.27	\$23.44	\$28.36	\$33.88	\$58,784
45-2041	Graders & Sorters, Agricultural Products	309	\$10.24	\$9.12	\$9.33	\$10.17	\$21,300
25-1191	Graduate Teaching Assistants						\$34,743
27-1024	Graphic Designers	1,923	\$24.82	\$18.66	\$23.31	\$30.45	\$51,643
51-4033	Grind/Lap/Polish/Buff Machine Setters/Ops/Tenders	1,033	\$17.35	\$13.13	\$16.11	\$19.47	\$36,084
51-9022	Grinding & Polishing Wkrs, Hand	270	\$13.69	\$11.79	\$13.29	\$14.81	\$28,482
37-3019	Grounds Maintenance Wkrs, All Other	155	\$18.81	\$14.34	\$17.61	\$23.96	\$39,141
39-5012	Hairdressers, Hairstylists, & Cosmetologists	2,792	\$14.32	\$9.43	\$12.07	\$15.59	\$29,794
47-4041	Hazardous Materials Removal Wkrs	366	\$20.78	\$16.06	\$19.78	\$24.70	\$43,216
17-2111	Health & Safety Engineers (Not Mining)	120	\$40.05	\$32.42	\$40.91	\$47.80	\$83,296
29-1199	Health Diagnosing & Treating Practitioners, A/O	335	\$33.71	\$26.05	\$31.36	\$39.85	\$70,115

SOC Code	Portland-Vancouver, OR-WA MSA Occupational Title	Estimated Employment	Average Wage	Percentiles			Annual Wage
				25th	50th	75th	
21-1091	Health Educators	432	\$26.60	\$18.25	\$26.03	\$33.53	\$55,335
25-1071	Health Specialties Teachers, Postsecondary	497					\$58,827
29-2099	Health Technologists & Technicians, All Other	935	\$23.68	\$19.59	\$22.64	\$27.18	\$49,260
29-9099	Healthcare Practitioners & Tech Wkrs, All Other	504	\$32.84	\$22.84	\$30.77	\$42.25	\$68,319
31-9099	Healthcare Support Wkrs, All Other	1,027	\$17.61	\$14.27	\$17.18	\$20.34	\$36,630
29-2092	Hearing Aid Specialists	128	\$27.58	\$21.40	\$25.06	\$31.20	\$57,367
51-4191	Heat Treating Equip Setters/Ops/Tenders, Mtl/Plastic	230	\$17.00	\$13.53	\$16.67	\$19.99	\$35,361
49-9021	Heating, Air Cond, Refrigeration Mechanics & Installers	1,827	\$25.89	\$18.09	\$25.65	\$32.52	\$53,851
53-1021	Helpers, Laborers, & Material Movers, 1st-Ln Spvrs of	1,452	\$21.71	\$16.81	\$20.46	\$25.94	\$45,155
47-4051	Highway Maintenance Wkrs	457	\$20.58	\$18.32	\$20.60	\$22.11	\$42,812
19-3093	Historians	13	\$36.27	\$27.70	\$37.08	\$44.17	\$75,444
25-1125	History Teachers, Postsecondary	178					\$70,743
53-7041	Hoist & Winch Operators	61	\$30.20	\$19.16	\$33.04	\$36.75	\$62,816
49-9031	Home Appliance Repairers	156	\$20.71	\$13.68	\$17.70	\$26.84	\$43,086
31-1011	Home Health Aides	3,036	\$11.39	\$9.91	\$10.83	\$11.77	\$23,681
35-9031	Hosts & Hostesses, Restaurant, Lounge, & Coffee Shop	1,593	\$10.13	\$9.19	\$9.42	\$10.64	\$21,081
43-4081	Hotel, Motel, & Resort Desk Clerks	1,237	\$11.27	\$9.97	\$10.93	\$11.97	\$23,436
37-1011	Housekeeping/Janitorial Wkrs, 1st-Line Spvrs	993	\$17.95	\$13.65	\$17.32	\$21.29	\$37,344
43-4161	Human Resources Assistants, Not Payroll & Timekeeping	929	\$19.74	\$16.30	\$19.83	\$22.97	\$41,051
11-3121	Human Resources Managers	1,079	\$49.28	\$35.29	\$45.94	\$58.25	\$102,509
19-2043	Hydrologists	139	\$44.14	\$38.35	\$43.60	\$50.44	\$91,826
17-2112	Industrial Engineers	3,009	\$45.51	\$38.23	\$46.72	\$53.70	\$94,669
49-9041	Industrial Machinery Mechanics	2,333	\$27.28	\$21.96	\$26.85	\$32.72	\$56,754
11-3051	Industrial Production Mgrs	1,750	\$45.43	\$34.08	\$43.41	\$55.21	\$94,497
53-7051	Industrial Truck & Tractor Operators	4,623	\$17.39	\$12.91	\$16.44	\$21.15	\$36,175
43-4199	Information & Record Clerks, All Other	3,292	\$17.61	\$13.69	\$17.49	\$21.23	\$36,628
15-1122	Information Security Analysts	402	\$31.94	\$22.03	\$27.96	\$40.15	\$66,436
51-9061	Inspectors, Testers, Sorters, Samplers, & Weighers	2,995	\$19.73	\$14.78	\$18.58	\$22.90	\$41,037
49-9098	Installation, Maintenance, & Repair Helpers	827	\$14.26	\$10.05	\$12.22	\$16.84	\$29,660
49-9099	Installation, Maintenance, & Repair Wkrs, A/O	1,341	\$20.09	\$13.13	\$19.38	\$25.39	\$41,788
25-9031	Instructional Coordinators	1,197	\$34.34	\$26.19	\$32.72	\$42.02	\$71,438
47-2131	Insulation Wkrs, Floor, Ceiling, & Wall	452	\$13.86	\$9.40	\$13.25	\$17.41	\$28,828
47-2132	Insulation Wkrs, Mechanical	166	\$29.44	\$24.47	\$31.23	\$34.79	\$61,236
13-1032	Insurance Appraisers, Auto Damage	27					
43-9041	Insurance Claims & Policy Processing Clerks	2,202	\$18.33	\$15.66	\$18.14	\$21.27	\$38,112
41-3021	Insurance Sales Agents	2,265	\$31.89	\$18.03	\$29.80	\$40.53	\$66,334
13-2053	Insurance Underwriters	520	\$34.92	\$26.77	\$34.24	\$42.72	\$72,625
27-1025	Interior Designers	401	\$26.70	\$20.50	\$24.14	\$28.35	\$55,544
29-1063	Internists, General	369	\$107.35	\$82.19	\$91.42	\$91.85	\$223,271
27-3091	Interpreters & Translators	767	\$23.64	\$16.50	\$19.23	\$28.24	\$49,174
43-4111	Interviewers, Not Eligibility & Loan	1,256	\$16.06	\$12.99	\$16.13	\$18.72	\$33,403
37-2011	Janitors & Cleaners, Not Maids & Housekeeping Cleaners	15,567	\$12.79	\$9.57	\$11.93	\$14.67	\$26,614
51-9071	Jewelers & Precious Stone & Metal Wkrs	144	\$23.09	\$18.87	\$21.48	\$28.27	\$48,038
23-1023	Judges, Magistrate Judges, & Magistrates	175	\$54.74	\$56.41	\$56.41	\$56.42	\$113,848
25-2012	Kindergarten Teachers, Not Special Education	917					\$55,716
13-1075	Labor Relations Specialists	874	\$32.40	\$22.94	\$33.67	\$41.56	\$67,396
53-7062	Laborers & Freight, Stock, & Material Movers, Hand	17,536	\$13.67	\$10.05	\$12.49	\$15.89	\$28,438
17-1012	Landscape Architects	334	\$30.77	\$24.86	\$28.52	\$36.88	\$64,004
37-1012	Landscape, Lawn, Groundskeep Wkrs, 1st-Line Spvrs of	711	\$20.64	\$14.76	\$17.84	\$25.12	\$42,919
37-3011	Landscaping & Groundskeeping Wkrs	4,910	\$13.89	\$10.62	\$12.43	\$15.58	\$28,886
51-4034	Lathe Setters/Ops/Tenders, Metal/Plastic	282	\$22.56	\$16.68	\$20.11	\$26.90	\$46,941
51-6011	Laundry & Dry-Cleaning Wkrs	1,173	\$11.60	\$9.86	\$11.03	\$12.75	\$24,141
23-1011	Lawyers	3,352	\$53.62	\$37.52	\$48.49	\$64.38	\$111,541
51-4192	Lay-Out Wkrs, Metal & Plastic	38	\$26.51	\$23.40	\$25.78	\$28.33	\$55,135
43-6012	Legal Secretaries	2,166	\$22.63	\$17.57	\$22.85	\$27.60	\$47,069
23-2099	Legal Support Wkrs, All Other	248	\$28.04	\$21.51	\$25.75	\$32.66	\$58,328
11-1031	Legislators	54					\$79,051
25-4021	Librarians	1,024	\$28.77	\$24.51	\$30.20	\$34.23	\$59,827
43-4121	Library Assistants, Clerical	857	\$15.02	\$12.68	\$15.12	\$17.43	\$31,246
25-4031	Library Technicians	994	\$17.59	\$14.46	\$17.48	\$20.70	\$36,572
29-2061	Licensed Practical & Licensed Vocational Nurses	1,610	\$23.98	\$21.19	\$24.36	\$27.17	\$49,875
19-1099	Life Scientists, All Other	57	\$35.95	\$26.07	\$31.12	\$37.70	\$74,776

SOC Code	Portland-Vancouver, OR-WA MSA Occupational Title	Estimated Employment	Average Wage	Percentiles			Annual Wage
				25th	50th	75th	
19-4099	Life, Physical, & Social Science Technicians, A/O	954	\$25.24	\$19.94	\$24.57	\$29.58	\$52,496
33-9092	Lifeguards, Ski Patrol, Recreational Protective Svc Wkrs	927	\$10.89	\$9.52	\$10.58	\$11.63	\$22,657
13-2071	Loan Counselors	467	\$19.90	\$16.83	\$18.88	\$22.46	\$41,396
43-4131	Loan Interviewers & Clerks	1,649	\$18.81	\$15.58	\$18.70	\$21.97	\$39,138
13-2072	Loan Officers	2,735	\$36.02	\$22.51	\$30.46	\$42.22	\$74,924
39-3093	Locker Room, Coatroom, & Dressing Room Attendants	87	\$10.70	\$9.24	\$9.95	\$11.65	\$22,245
49-9094	Locksmiths & Safe Repairers	157	\$20.70	\$15.27	\$18.19	\$24.42	\$43,065
53-4011	Locomotive Engineers		\$29.02	\$26.10	\$28.62	\$32.42	\$60,359
11-9081	Lodging Mgrs	198	\$23.15	\$18.16	\$21.73	\$26.83	\$48,144
45-4022	Logging Equipment Operators	296	\$19.76	\$17.90	\$20.32	\$22.32	\$41,085
45-4029	Logging Wkrs, All Other	111	\$16.73	\$15.20	\$16.71	\$18.21	\$34,795
13-1081	Logisticians	516	\$37.65	\$28.35	\$34.57	\$43.68	\$78,313
53-7063	Machine Feeders & Offbearers	1,255	\$13.25	\$9.53	\$11.48	\$16.45	\$27,553
51-4041	Machinists	2,445	\$22.13	\$17.36	\$21.80	\$26.77	\$46,027
29-2035	Magnetic Resonance Imaging Technologists	171	\$37.79	\$33.94	\$38.77	\$42.85	\$78,603
37-2012	Maids & Housekeeping Cleaners	4,828	\$11.31	\$9.33	\$10.42	\$12.47	\$23,517
43-9051	Mail Clerks & Mail Machine Ops, Not Postal Svc	589	\$15.07	\$12.77	\$15.18	\$17.44	\$31,363
49-9071	Maintenance and Repair Workers, General	6,875	\$19.65	\$14.58	\$18.68	\$24.13	\$40,869
49-9043	Maintenance Wkrs, Machinery	661	\$20.37	\$16.43	\$19.60	\$24.83	\$42,368
13-1111	Management Analysts	3,009	\$41.29	\$29.61	\$37.00	\$48.34	\$85,876
39-5092	Manicurists & Pedicurists	97	\$12.64	\$10.19	\$11.72	\$14.34	\$26,295
13-1161	Market Research Analysts	3,064	\$36.61	\$21.42	\$30.22	\$41.60	\$76,164
11-2021	Marketing Mgrs	2,678	\$51.04	\$35.09	\$46.74	\$65.12	\$106,161
21-1013	Marriage & Family Therapists	549	\$24.81	\$18.00	\$25.22	\$31.99	\$51,607
31-9011	Massage Therapists	1,357	\$23.92	\$15.97	\$21.61	\$32.31	\$49,735
53-7199	Material Moving Wkrs, All Other	571	\$24.64	\$16.73	\$24.73	\$32.23	\$51,263
17-2131	Materials Engineers	354	\$43.77	\$37.47	\$43.20	\$50.81	\$91,031
19-2032	Materials Scientists	39	\$48.38	\$39.16	\$49.36	\$59.59	\$100,636
25-1022	Mathematical Science Teachers, Postsecondary	375					\$69,730
15-2091	Mathematical Technicians	18	\$30.45	\$23.02	\$31.09	\$36.38	\$63,332
51-3022	Meat, Poultry, & Fish Cutters & Trimmers	307	\$11.62	\$9.37	\$9.64	\$13.08	\$24,175
17-3013	Mechanical Drafters	569	\$24.69	\$20.73	\$24.98	\$28.21	\$51,355
17-3027	Mechanical Engineering Technicians	611	\$24.75	\$17.70	\$24.22	\$29.84	\$51,488
17-2141	Mechanical Engineers	2,285	\$40.91	\$32.66	\$40.62	\$49.36	\$85,093
49-1011	Mechanics, Installers, Repairers, 1st-Ln Sprvs/Mgrs	2,706	\$31.17	\$24.40	\$31.14	\$36.51	\$64,834
27-4099	Media & Communication Equipment Wkrs, All Other	156	\$23.02	\$15.06	\$17.50	\$31.90	\$47,873
27-3099	Media & Communication Wkrs, All Other	256	\$28.30	\$19.34	\$26.70	\$37.35	\$58,864
29-2012	Medical & Clinical Laboratory Technicians	843	\$23.02	\$18.17	\$22.68	\$28.44	\$47,888
29-2011	Medical & Clinical Laboratory Technologists	919	\$31.47	\$28.12	\$32.41	\$35.59	\$65,467
11-9111	Medical & Health Svcs Mgrs	2,013	\$57.11	\$38.82	\$49.34	\$64.97	\$118,794
21-1022	Medical & Public Health Social Wkrs	844	\$28.54	\$21.29	\$28.72	\$35.34	\$59,370
51-9082	Medical Appliance Technicians	55	\$16.69	\$12.78	\$14.38	\$20.37	\$34,713
31-9092	Medical Assistants	4,722	\$16.84	\$14.49	\$16.69	\$18.89	\$35,038
31-9093	Medical Equipment Preparers	632	\$18.24	\$15.91	\$18.92	\$21.36	\$37,931
49-9062	Medical Equipment Repairers	266	\$26.39	\$19.12	\$25.61	\$32.80	\$54,885
29-2071	Medical Records & Health Information Technicians	1,794	\$20.16	\$16.78	\$20.01	\$22.77	\$41,946
19-1042	Medical Scientists, Not Epidemiologists	490	\$42.52	\$26.34	\$36.48	\$55.29	\$88,451
43-6013	Medical Secretaries	7,811	\$17.41	\$14.20	\$17.10	\$20.58	\$36,232
31-9094	Medical Transcriptionists	488	\$20.03	\$17.93	\$20.26	\$22.22	\$41,665
13-1121	Meeting & Convention Planners	685	\$22.13	\$18.03	\$21.41	\$25.51	\$46,010
21-1023	Mental Health & Substance Abuse Social Wkrs	1,131	\$21.27	\$16.45	\$18.97	\$23.40	\$44,232
21-1014	Mental Health Counselors	1,718	\$23.61	\$17.71	\$21.68	\$28.26	\$49,104
27-1026	Merchandise Displayers & Window Trimmers	1,027	\$18.72	\$15.51	\$18.49	\$22.24	\$38,932
51-4199	Metal Wkrs & Plastic Wkrs, All Other		\$12.58	\$9.20	\$10.10	\$14.06	\$26,169
51-4051	Metal-Refining Furnace Operators & Tenders		\$19.53	\$14.80	\$18.14	\$22.34	\$40,637
43-5041	Meter Readers, Utilities	230	\$21.18	\$18.79	\$21.19	\$23.67	\$44,053
11-9199	Mgrs, All Other	4,004	\$43.19	\$31.80	\$41.95	\$53.85	\$89,844
19-1022	Microbiologists	69	\$32.69	\$23.44	\$29.73	\$36.38	\$67,990
25-2022	Middle School Teachers (Not Special Ed & Vocational)	2,875					\$57,302
51-4035	Milling/Planing Mach Setters, Ops/Tenders, Mtl/Plastic	411	\$31.17	\$22.64	\$32.87	\$40.60	\$64,831
49-9044	Millwrights	755	\$28.45	\$22.52	\$30.12	\$34.21	\$59,165
51-9023	Mixing & Blending Machine Setters, Ops, & Tenders	579	\$18.65	\$13.81	\$18.76	\$23.20	\$38,797

SOC Code	Portland-Vancouver, OR-WA MSA Occupational Title	Estimated Employment	Average Wage	Percentiles			Annual Wage
				25th	50th	75th	
49-3042	Mobile Heavy Equipment Mechanics, Not Engines	882	\$24.01	\$18.86	\$23.73	\$28.32	\$49,940
51-4061	Model Makers, Metal & Plastic	91	\$22.48	\$15.29	\$20.49	\$30.90	\$46,762
51-4072	Mold/Coremaking/Casting Mach Set/Op/Tend, Mtl/Plastic	689	\$16.27	\$11.22	\$15.91	\$20.35	\$33,845
51-9195	Molders, Shapers, & Casters, Not Metal & Plastic	297	\$16.81	\$12.46	\$15.73	\$20.25	\$34,966
39-4031	Morticians, Undertakers, and Funeral Directors	137	\$31.84	\$26.48	\$32.08	\$36.01	\$66,232
39-3021	Motion Picture Projectionists	171	\$10.41	\$9.45	\$10.21	\$11.17	\$21,671
53-3099	Motor Vehicle Operators, All Other	1,051	\$16.86	\$9.42	\$11.64	\$24.38	\$35,072
49-3051	Motorboat Mechanics	190	\$19.59	\$15.88	\$20.59	\$23.57	\$40,740
53-5022	Motorboat Operators		\$26.71	\$24.90	\$26.99	\$28.87	\$55,543
49-3052	Motorcycle Mechanics	137	\$18.51	\$14.02	\$16.99	\$24.09	\$38,505
27-1014	Multi-Media Artists & Animators	503	\$29.72	\$20.18	\$26.32	\$35.90	\$61,814
51-4081	Multiple Machine Tool Setters/Ops/Tenders, Mtl/Plastic	752	\$18.44	\$14.86	\$19.10	\$21.74	\$38,354
25-4013	Museum Technicians & Conservators	46	\$17.74	\$14.24	\$16.39	\$20.91	\$36,890
27-2041	Music Directors & Composers	384	\$21.21	\$13.16	\$18.21	\$23.89	\$44,100
49-9063	Musical Instrument Repairers & Tuners		\$11.40	\$9.23	\$9.57	\$12.49	\$23,703
27-2042	Musicians & Singers	808	\$30.85	\$16.50	\$24.83	\$42.37	
11-9121	Natural Sciences Mgrs	629	\$53.60	\$43.37	\$50.28	\$60.01	\$111,471
15-1142	Network and Computer Systems Administrators	2,678	\$34.69	\$26.70	\$33.83	\$42.31	\$72,145
43-4141	New Accounts Clerks	383	\$15.57	\$13.48	\$15.08	\$17.47	\$32,381
39-2021	Nonfarm Animal Caretakers	1,709	\$12.67	\$9.46	\$10.85	\$13.49	\$26,366
41-1012	Non-Retail Sales Wkrs, 1st-Line Spvrs of	1,835	\$37.93	\$23.25	\$29.23	\$46.00	\$78,879
29-2033	Nuclear Medicine Technologists	73	\$39.68	\$37.31	\$40.76	\$44.04	\$82,548
51-4012	Numerical Tool & Process Control Programmers	278	\$29.51	\$22.24	\$27.42	\$35.21	\$61,396
29-1161	Nurse Midwives	155	\$37.41	\$26.83	\$34.97	\$49.33	\$77,820
29-1171	Nurse Practitioners	650	\$51.83	\$43.80	\$51.62	\$59.27	\$107,795
31-1014	Nursing Assistants	6,731	\$13.54	\$10.91	\$13.04	\$15.79	\$28,158
25-1072	Nursing Instructors & Teachers, Postsecondary	284					\$62,641
29-1064	Obstetricians & Gynecologists	399	\$117.62	\$91.30	\$91.62	\$91.94	\$244,660
29-9011	Occupational Health & Safety Specialists	550	\$31.61	\$25.25	\$31.19	\$37.68	\$65,751
29-9012	Occupational Health & Safety Technicians	48	\$27.92	\$20.72	\$24.03	\$35.49	\$58,066
31-2011	Occupational Therapist Assistants	101	\$27.37	\$24.85	\$27.24	\$30.26	\$56,932
29-1122	Occupational Therapists	735	\$36.47	\$32.33	\$37.66	\$42.22	\$75,858
43-1011	Office & Admin Support Wkrs, 1st-Line Spvrs of	8,866	\$25.95	\$19.47	\$24.71	\$31.16	\$53,974
43-9199	Office & Administrative Support Wkrs, All Other	4,520	\$16.79	\$12.85	\$16.24	\$19.41	\$34,908
43-9061	Office Clerks, General	16,986	\$15.65	\$12.37	\$15.26	\$18.38	\$32,546
43-9071	Office Machine Operators, Not Computer	787	\$13.66	\$10.34	\$12.24	\$15.78	\$28,419
47-2073	Operating Engineers/Construction Equipment Ops	1,689	\$29.25	\$23.84	\$29.72	\$34.91	\$60,842
15-2031	Operations Research Analysts	334	\$36.36	\$29.95	\$36.18	\$43.34	\$75,626
51-9083	Ophthalmic Laboratory Technicians	245	\$16.57	\$14.93	\$16.92	\$18.72	\$34,463
29-2057	Ophthalmic Medical Technicians	80	\$22.69	\$20.25	\$22.63	\$25.85	\$47,189
29-2081	Opticians, Dispensing	582	\$16.32	\$12.84	\$15.03	\$19.02	\$33,951
29-1041	Optometrists	277	\$50.92	\$42.99	\$50.56	\$57.59	\$105,903
43-4151	Order Clerks	1,876	\$16.77	\$13.08	\$16.22	\$19.21	\$34,870
31-1015	Orderlies	251	\$14.39	\$11.91	\$14.26	\$16.86	\$29,934
29-2091	Orthotists & Prosthetists	64	\$29.59	\$21.69	\$25.11	\$34.60	\$61,548
49-3053	Outdoor Power Equipment & Other Small Engine Mechanics	167	\$17.97	\$14.40	\$17.90	\$21.52	\$37,397
51-9111	Packaging & Filling Machine Operators & Tenders	1,736	\$14.41	\$10.21	\$13.60	\$17.87	\$29,975
53-7064	Packers & Packagers, Hand	4,606	\$10.81	\$9.25	\$9.54	\$11.02	\$22,472
47-3014	Painter, Paperhanger, Plasterer, Stucco Helpers		\$14.87	\$13.23	\$15.09	\$16.77	\$30,932
47-2141	Painters, Construction & Maintenance	1,750	\$18.77	\$15.73	\$17.83	\$21.39	\$39,038
51-9122	Painters, Transportation Equipment	615	\$22.28	\$15.99	\$21.30	\$27.29	\$46,342
51-9123	Painting, Coating, & Decorating Wkrs	171	\$15.31	\$13.24	\$15.46	\$17.45	\$31,848
51-9196	Paper Goods Machine Setters, Operators, & Tenders	1,048	\$20.81	\$14.70	\$20.40	\$26.31	\$43,288
23-2011	Paralegals & Legal Assistants	1,833	\$27.70	\$21.20	\$26.00	\$32.75	\$57,621
33-3041	Parking Enforcement Wkrs	60	\$24.37	\$22.65	\$25.02	\$27.15	\$50,693
53-6021	Parking Lot Attendants	1,008	\$10.48	\$9.36	\$10.04	\$11.23	\$21,798
41-2022	Parts Salespersons	1,932	\$16.71	\$11.91	\$15.84	\$20.15	\$34,748
51-4062	Patternmakers, Metal & Plastic	94	\$24.13	\$18.71	\$25.23	\$29.24	\$50,202
51-7032	Patternmakers, Wood	26	\$32.51	\$27.73	\$31.88	\$37.00	\$67,622
47-2071	Paving, Surfacing, & Tamping Equipment Operators	79	\$27.01	\$17.28	\$22.81	\$38.03	\$56,188
43-3051	Payroll & Timekeeping Clerks	1,319	\$20.37	\$16.87	\$20.39	\$23.23	\$42,379
29-1065	Pediatricians, General	252	\$85.85	\$65.03	\$81.37	\$91.38	\$178,551

SOC Code	Portland-Vancouver, OR-WA MSA Occupational Title	Estimated Employment	Average Wage	Percentiles			Annual Wage
				25th	50th	75th	
39-9021	Personal & Home Care Aides	7,163	\$11.63	\$9.85	\$10.75	\$11.66	\$24,186
39-9099	Personal Care & Svc Wkrs, All Other	5,036	\$10.28	\$9.32	\$10.07	\$10.94	\$21,392
13-2052	Personal Financial Advisors	780	\$31.60	\$17.16	\$23.63	\$40.30	\$65,729
39-1021	Personal Svc Wkrs, 1st-Line Supervisors/Mgrs of	1,619	\$17.02	\$12.66	\$14.79	\$19.95	\$35,418
37-2021	Pest Control Wkrs	188	\$19.02	\$14.61	\$17.81	\$24.61	\$39,546
37-3012	Pesticide Handlers, Sprayers, & Applicators, Vegetation	212	\$16.96	\$13.67	\$16.58	\$19.91	\$35,276
51-8093	Petroleum Pump System/Refinery Ops & Gaugers	202	\$29.33	\$26.41	\$30.73	\$33.77	\$61,003
29-1051	Pharmacists	2,126	\$55.27	\$51.17	\$57.44	\$64.80	\$114,965
31-9095	Pharmacy Aides	114	\$12.27	\$9.64	\$12.56	\$14.01	\$25,517
29-2052	Pharmacy Technicians	2,846	\$17.53	\$15.17	\$17.53	\$20.34	\$36,453
25-1126	Philosophy & Religion Teachers, Postsecondary	218					\$61,314
31-9097	Phlebotomists	745	\$17.68	\$15.02	\$17.78	\$20.71	\$36,785
27-4021	Photographers	346	\$22.19	\$11.62	\$16.02	\$29.41	\$46,158
51-9151	Photographic Process Workers & Machine Operators	312	\$15.73	\$11.14	\$14.26	\$19.08	\$32,712
29-1069	Phys/Surgeons, A/O (Cardiologists, Dermatologists, etc)	2,830	\$105.11	\$82.98	\$91.52	\$91.93	\$218,630
19-2099	Physical Scientists, All Other	341					
31-2022	Physical Therapist Aides	297	\$13.82	\$12.38	\$13.56	\$14.76	\$28,744
31-2021	Physical Therapist Assistants	327	\$25.95	\$22.43	\$25.88	\$29.14	\$53,974
29-1123	Physical Therapists	1,414	\$38.16	\$33.66	\$38.32	\$42.98	\$79,390
29-1071	Physician Assistants	524	\$56.77	\$45.96	\$55.23	\$67.83	\$118,101
19-2012	Physicists	67	\$63.36	\$46.42	\$64.94	\$78.04	\$131,796
25-1054	Physics Teachers, Postsecondary	134					\$84,754
47-2072	Pile-Driver Operators		\$24.00	\$17.67	\$24.24	\$29.61	\$49,916
47-2151	Pipelayers	211	\$23.56	\$20.29	\$23.08	\$26.92	\$49,011
51-8099	Plant & System Operators, All Other	129	\$24.95	\$17.89	\$25.54	\$29.51	\$51,891
47-2161	Plasterers & Stucco Masons		\$18.58	\$16.04	\$17.79	\$20.70	\$38,662
51-4193	Plating/Coating Machine Setters/Ops/Tenders, Mtl/Plastic	293	\$18.49	\$14.91	\$17.33	\$20.63	\$38,469
47-2152	Plumbers, Pipefitters, & Steamfitters	2,486	\$31.99	\$25.99	\$31.88	\$37.93	\$66,536
29-1081	Podiatrists	42	\$78.40	\$64.86	\$72.96	\$86.54	\$163,058
33-1012	Police & Detectives, 1st-Line Supervisors/Mgrs of	640	\$44.26	\$39.32	\$42.91	\$47.10	\$92,054
33-3051	Police & Sheriff's Patrol Officers	2,540	\$31.05	\$29.54	\$32.05	\$34.43	\$64,588
43-5031	Police, Fire, & Ambulance Dispatchers	411	\$27.25	\$23.53	\$27.51	\$31.81	\$56,675
25-1065	Political Science Teachers, Postsecondary	127					\$81,311
43-5051	Postal Svc Clerks	387	\$24.89	\$24.65	\$25.87	\$25.88	\$51,763
43-5052	Postal Svc Mail Carriers	2,021	\$25.88	\$25.34	\$27.53	\$27.54	\$53,838
43-5053	Postal Svc Mail Sorters/Processors/Processing Mach Ops	1,036	\$24.14	\$24.46	\$25.87	\$25.88	\$50,195
11-9131	Postmasters & Mail Superintendents	65	\$35.63	\$30.62	\$36.51	\$41.23	\$74,124
25-1199	Postsecondary Teachers, All Other						\$65,267
51-4052	Pourers & Casters, Metal		\$14.99	\$12.69	\$14.19	\$17.04	\$31,163
51-8012	Power Distributors & Dispatchers	70	\$48.77	\$38.61	\$48.16	\$58.74	\$101,425
49-9069	Precision Instrument & Equipment Repairers, A/O	342	\$27.96	\$21.73	\$29.41	\$33.62	\$58,168
51-5111	Prepress Technicians and Workers	545	\$21.39	\$19.36	\$21.48	\$23.61	\$44,486
25-2011	Preschool Teachers, Not Special Education	3,895	\$12.26	\$9.61	\$11.25	\$14.02	\$25,491
51-6021	Pressers, Textile, Garment, & Related Materials	161	\$10.77	\$9.32	\$10.49	\$11.61	\$22,405
51-5113	Print Binding and Finishing Workers	626	\$15.94	\$12.12	\$15.29	\$18.54	\$33,150
51-5112	Printing Press Operators	1,501	\$19.01	\$13.78	\$18.17	\$23.36	\$39,530
33-9021	Private Detectives & Investigators	159	\$19.45	\$14.07	\$17.05	\$24.03	\$40,469
21-1092	Probation Officers & Correctional Treatment Specialists	673	\$28.86	\$25.06	\$29.46	\$33.18	\$60,028
43-3061	Procurement Clerks	351	\$20.02	\$17.51	\$20.20	\$22.58	\$41,650
27-2012	Producers & Directors	888	\$33.10	\$19.27	\$25.94	\$33.73	\$68,845
51-1011	Production & Operating Wkrs, 1st-Line Spvrs of	3,932	\$28.22	\$21.54	\$27.50	\$34.48	\$58,686
51-9199	Production Wkrs, All Other	4,671	\$14.24	\$10.11	\$12.35	\$17.52	\$29,620
51-9198	Production Worker Helpers	2,070	\$13.27	\$10.39	\$12.38	\$15.14	\$27,607
43-5061	Production, Planning, & Expediting Clerks	2,425	\$21.76	\$17.35	\$21.01	\$25.87	\$45,268
43-9081	Proofreaders & Copy Markers	52	\$16.91	\$13.00	\$15.23	\$20.44	\$35,168
11-9141	Property, Real Estate, & Community Association Mgrs	1,750	\$34.84	\$22.65	\$28.15	\$39.43	\$72,478
33-1099	Protective Svc Wkrs A/O, 1st-Line Spvrs of	450	\$23.60	\$18.59	\$23.60	\$27.34	\$49,093
33-9099	Protective Svc Wkrs, All Other	504	\$17.60	\$13.73	\$16.65	\$20.88	\$36,603
31-1013	Psychiatric Aides	270	\$13.98	\$11.93	\$14.08	\$15.38	\$29,064
29-2053	Psychiatric Technicians	157	\$15.11	\$11.27	\$15.05	\$17.78	\$31,426
29-1066	Psychiatrists		\$118.77	\$91.32	\$91.63	\$91.95	\$247,045
19-3039	Psychologists, All Other	153	\$40.03	\$32.64	\$42.59	\$49.20	\$83,261

SOC Code	Portland-Vancouver, OR-WA MSA Occupational Title	Estimated Employment	Average Wage	Percentiles			Annual Wage
				25th	50th	75th	
25-1066	Psychology Teachers, Postsecondary	240					\$74,473
27-3012	Public Address System & Other Announcers		\$10.29	\$9.62	\$10.23	\$11.03	\$21,402
11-2031	Public Relations Mgrs	831	\$41.24	\$28.81	\$39.53	\$50.27	\$85,785
27-3031	Public Relations Specialists	1,566	\$28.09	\$19.81	\$25.92	\$34.58	\$58,414
13-1021	Purchasing Agents & Buyers, Farm Products	104	\$30.38	\$24.98	\$30.15	\$35.55	\$63,180
13-1023	Purchasing Agents (Not Wholesale/Retail/Farm Prodcnts)	2,322	\$29.22	\$22.70	\$28.32	\$34.98	\$60,774
11-3061	Purchasing Mgrs	705	\$45.76	\$35.93	\$44.50	\$56.11	\$95,165
29-1124	Radiation Therapists	69	\$43.40	\$38.67	\$42.72	\$46.97	\$90,282
27-3011	Radio & Television Announcers	197	\$23.96	\$12.49	\$16.21	\$23.42	\$49,843
49-2021	Radio Mechanics		\$25.90	\$20.28	\$25.71	\$31.14	\$53,879
29-2034	Radiologic Technologists & Technicians	1,121	\$32.32	\$27.94	\$32.40	\$36.47	\$67,220
49-3043	Rail Car Repairers		\$23.02	\$17.91	\$24.70	\$27.55	\$47,894
53-4013	Rail Yard Engineers, Dinkey Operators, & Hostlers	75	\$23.06	\$16.53	\$19.39	\$27.06	\$47,982
53-4021	Railroad Brake, Signal, & Switch Operators		\$24.32	\$15.89	\$21.43	\$29.03	\$50,585
53-4031	Railroad Conductors & Yardmasters	124	\$26.44	\$22.15	\$26.05	\$30.86	\$54,993
47-4061	Rail-Track Laying & Maintenance Equipment Ops		\$28.95	\$25.29	\$30.69	\$33.52	\$60,226
41-9021	Real Estate Brokers	486	\$35.44	\$21.68	\$31.39	\$51.24	\$73,707
41-9022	Real Estate Sales Agents	630	\$22.40	\$12.19	\$14.84	\$33.87	\$46,580
43-4171	Receptionists & Information Clerks	5,842	\$14.02	\$11.02	\$13.27	\$16.44	\$29,165
39-9032	Recreation Wkrs	3,287					
29-1125	Recreational Therapists	44	\$25.56	\$19.93	\$26.52	\$31.89	\$53,172
49-3092	Recreational Vehicle Svc Technicians		\$18.96	\$16.24	\$17.55	\$19.26	\$39,428
49-9045	Refractory Materials Repairers, Not Brickmasons	46	\$19.95	\$15.37	\$18.53	\$25.36	\$41,497
53-7081	Refuse & Recyclable Material Collectors	857	\$22.23	\$20.13	\$22.04	\$24.39	\$46,230
29-1141	Registered Nurses	16,826	\$40.06	\$33.90	\$39.93	\$45.40	\$83,320
21-1015	Rehabilitation Counselors	653	\$18.95	\$11.72	\$17.75	\$24.79	\$39,401
21-2099	Religious Wkrs, All Other	322	\$12.16	\$9.24	\$9.57	\$13.64	\$25,298
27-3022	Reporters & Correspondents	244	\$24.09	\$14.51	\$21.45	\$32.33	\$50,120
43-4181	Reservation/Transportation Ticket Agents/Travel Clerks	904	\$18.51	\$14.00	\$19.51	\$22.34	\$38,495
39-9041	Residential Advisors	212	\$13.09	\$10.15	\$12.66	\$14.47	\$27,211
29-1126	Respiratory Therapists	477	\$31.15	\$28.06	\$31.83	\$34.87	\$64,790
41-1011	Retail Sales Wkrs, 1st-Line Supervisors/Mgrs of	8,367	\$19.66	\$15.16	\$18.16	\$22.30	\$40,888
41-2031	Retail Salespersons	32,849	\$13.31	\$9.48	\$11.14	\$14.39	\$27,683
49-9096	Riggers	110	\$24.18	\$16.30	\$20.78	\$30.67	\$50,287
51-4023	Rolling Machine Setters, Ops, & Tenders, Mtl/Plastic	69	\$21.17	\$17.08	\$20.43	\$24.47	\$44,032
47-2181	Roofers	1,044	\$19.57	\$13.55	\$17.65	\$25.27	\$40,705
41-9099	Sales & Related Wkrs, All Other	1,300	\$19.12	\$11.16	\$16.16	\$23.34	\$39,790
41-9031	Sales Engineers	966	\$51.15	\$36.16	\$49.62	\$62.83	\$106,389
11-2022	Sales Mgrs	3,907	\$56.21	\$35.04	\$50.63	\$69.62	\$116,921
41-3099	Sales Reps, Svcs, All Other	4,871	\$29.56	\$17.08	\$26.01	\$36.25	\$61,486
41-4012	Sales Reps, Wholesale/Manuf (Not Tech/Sci Prdcts)	12,129	\$32.00	\$21.02	\$28.95	\$38.20	\$66,556
41-4011	Sales Reps, Wholesale/Manuf, Tech.Scientific Prdcts	4,307	\$45.58	\$27.11	\$40.04	\$62.48	\$94,802
51-7041	Sawing Machine Setters, Ops, & Tenders, Wood	178	\$15.92	\$11.97	\$15.56	\$20.21	\$33,105
25-2031	Secondary School Teachers (Not Special/Voc Ed)	4,824					\$58,943
43-6014	Secretaries, Not Legal, Medical, & Executive	15,606	\$17.47	\$13.90	\$17.30	\$20.87	\$36,328
41-3031	Securities, Commodities, & Financial Svcs Sales Agents	2,568	\$36.01	\$17.18	\$26.22	\$42.19	\$74,916
49-2098	Security & Fire Alarm Systems Installers	733	\$23.79	\$19.69	\$22.75	\$29.14	\$49,493
33-9032	Security Guards	5,416	\$13.98	\$10.90	\$13.05	\$16.49	\$29,071
25-3021	Self-Enrichment Education Teachers	1,202	\$23.93	\$13.56	\$17.27	\$26.19	\$49,769
51-9141	Semiconductor Processors	3,452	\$16.67	\$12.93	\$16.07	\$20.00	\$34,660
51-9012	Separating & Filtering Machine Setters/Ops/Tndrs	641	\$17.14	\$12.47	\$14.19	\$18.41	\$35,652
47-4071	Septic Tank Svcrs & Sewer Pipe Cleaners	210	\$27.21	\$20.65	\$25.48	\$33.48	\$56,595
27-1027	Set & Exhibit Designers	124	\$24.56	\$17.51	\$23.72	\$28.77	\$51,089
51-6031	Sewing Machine Operators	611	\$12.53	\$9.43	\$11.16	\$14.58	\$26,071
39-5093	Shampooers		\$9.31	\$9.08	\$9.25	\$9.43	\$19,360
47-2211	Sheet Metal Wkrs	2,330	\$24.74	\$17.30	\$24.60	\$31.78	\$51,466
43-5071	Shipping, Receiving, & Traffic Clerks	5,943	\$15.45	\$12.27	\$14.63	\$18.03	\$32,136
51-6041	Shoe & Leather Wkrs & Repairers	47	\$12.92	\$10.48	\$12.39	\$15.28	\$26,868
39-5094	Skin Care Specialists	287	\$21.05	\$13.49	\$19.32	\$24.43	\$43,786
51-3023	Slaughterers & Meat Packers	185	\$15.81	\$12.00	\$15.73	\$18.63	\$32,886
11-9151	Social & Community Svc Mgrs	1,552	\$30.19	\$22.57	\$28.58	\$36.40	\$62,797
21-1093	Social & Human Svc Assistants	3,337	\$14.27	\$11.12	\$13.39	\$16.19	\$29,680

SOC Code	Portland-Vancouver, OR-WA MSA Occupational Title	Estimated Employment	Average Wage	Percentiles			Annual Wage
				25th	50th	75th	
19-4061	Social Science Research Assistants	272	\$18.07	\$13.13	\$16.37	\$22.89	\$37,590
25-1069	Social Sciences Teachers, Postsecondary, A/O	109					\$74,748
19-3099	Social Scientists & Related Wkrs, All Other	337	\$37.09	\$30.05	\$38.32	\$44.01	\$77,139
21-1029	Social Wkrs, All Other	957	\$23.26	\$17.22	\$23.45	\$27.76	\$48,387
25-1113	Social Work Teachers, Postsecondary	81					\$79,109
25-1067	Sociology Teachers, Postsecondary	124					\$94,960
19-1013	Soil & Plant Scientists	257	\$26.69	\$20.70	\$27.20	\$32.68	\$55,513
27-4014	Sound Engineering Technicians	59	\$20.10	\$13.06	\$16.40	\$25.47	\$41,815
25-2052	Special Educ Teachers, Kindergarten, Elementary School	761					\$57,140
25-2059	Special Education Teachers, All Other	210					\$75,586
25-2053	Special Education Teachers, Middle School	243					\$58,088
25-2051	Special Education Teachers, Preschool	54					\$61,963
25-2054	Special Education Teachers, Secondary School	630					\$62,491
29-1127	Speech-Language Pathologists	913	\$34.70	\$30.40	\$34.66	\$40.34	\$72,163
51-8021	Stationary Engineers & Boiler Operators	199	\$28.53	\$22.85	\$29.84	\$34.59	\$59,354
43-9111	Statistical Assistants	180	\$22.52	\$20.23	\$22.20	\$24.85	\$46,858
15-2041	Statisticians	343	\$32.29	\$24.78	\$31.14	\$37.70	\$67,179
43-5081	Stock Clerks & Order Fillers	11,539	\$13.90	\$10.39	\$12.96	\$16.52	\$28,899
47-2221	Structural Iron & Steel Wkrs	300	\$27.25	\$19.27	\$28.24	\$34.81	\$56,670
51-2041	Structural Metal Fabricators & Fitters	880	\$20.10	\$16.33	\$19.96	\$23.54	\$41,812
21-1011	Substance Abuse & Behavioral Disorder Counselors	635	\$22.72	\$16.84	\$21.21	\$27.68	\$47,250
25-3098	Substitute teachers	10,243	\$20.47	\$19.56	\$20.94	\$22.32	\$42,567
29-1067	Surgeons	280	\$121.91	\$91.40	\$91.68	\$91.97	\$253,575
29-2055	Surgical Technologists	469	\$23.80	\$20.18	\$23.99	\$27.41	\$49,504
19-3022	Survey Researchers	106	\$31.31	\$19.80	\$31.03	\$40.91	\$65,134
17-3031	Surveying & Mapping Technicians	521	\$24.61	\$20.20	\$23.35	\$29.02	\$51,184
17-1022	Surveyors	304	\$32.93	\$26.84	\$31.49	\$37.85	\$68,496
53-6031	Svc Station Attendants	2,914	\$10.51	\$9.26	\$9.60	\$11.10	\$21,856
43-2011	Switchboard Operators, Including Answering Svc	1,223	\$13.07	\$10.58	\$12.03	\$14.83	\$27,188
51-6052	Tailors, Dressmakers, & Custom Sewers	122	\$17.80	\$14.72	\$17.17	\$21.40	\$37,036
53-7121	Tank Car, Truck, & Ship Loaders	283	\$30.99	\$23.25	\$32.45	\$38.96	\$64,461
47-2082	Tapers	201	\$25.95	\$20.50	\$26.99	\$32.16	\$53,986
13-2081	Tax Examiners, Collectors, & Revenue Agents	242	\$32.27	\$23.61	\$29.40	\$41.91	\$67,113
13-2082	Tax Preparers	456	\$19.76	\$14.32	\$18.19	\$25.46	\$41,104
53-3041	Taxi Drivers & Chauffeurs	586	\$11.88	\$9.59	\$11.14	\$13.50	\$24,727
25-9041	Teacher Assistants	8,518					\$30,556
25-3099	Teachers & Instructors, All Other	2,244					\$46,296
51-2092	Team Assemblers	4,083	\$15.88	\$12.92	\$15.56	\$18.14	\$33,025
27-3042	Tech Writers	525	\$36.76	\$30.58	\$38.58	\$44.29	\$76,441
49-2022	Telecom Equipment Installers & Repairers (Not Line)	1,931	\$28.67	\$24.97	\$29.60	\$33.39	\$59,639
49-9052	Telecommunications Line Installers & Repairers	1,085	\$26.82	\$24.69	\$27.02	\$29.36	\$55,771
41-9041	Telemarketers	1,898	\$13.51	\$10.25	\$12.58	\$15.41	\$28,099
43-3071	Tellers	3,530	\$13.08	\$11.35	\$13.06	\$14.56	\$27,205
51-6062	Textile Cutting Machine Setters, Ops, & Tenders	29	\$11.87	\$10.05	\$11.26	\$13.38	\$24,705
51-6099	Textile, Apparel, & Furnishings Wkrs, All Other		\$21.52	\$9.97	\$24.68	\$32.20	\$44,764
29-1129	Therapists, All Other		\$26.72	\$18.11	\$22.93	\$36.92	\$55,569
47-2044	Tile & Marble Setters	275	\$15.73	\$12.47	\$14.02	\$17.86	\$32,711
49-3093	Tire Repairers & Changers	1,063	\$13.78	\$10.27	\$12.24	\$15.56	\$28,651
23-2093	Title Examiners, Abstractors, & Searchers	439	\$27.79	\$20.52	\$30.79	\$34.62	\$57,815
51-4111	Tool & Die Makers	325	\$25.31	\$18.90	\$24.14	\$30.30	\$52,647
51-4194	Tool Grinders, Filers, & Sharpeners	370	\$21.00	\$16.03	\$19.65	\$23.37	\$43,685
39-7011	Tour Guides and Escorts	286	\$11.46	\$9.44	\$10.85	\$12.77	\$23,827
53-6041	Traffic Technicians	56	\$26.68	\$24.55	\$26.91	\$29.28	\$55,481
11-3131	Training and Development Managers	189	\$45.88	\$37.31	\$44.33	\$53.68	\$95,419
13-1151	Training and Development Specialists	1,965	\$28.68	\$19.60	\$26.06	\$34.17	\$59,657
33-3052	Transit & Railroad Police	88	\$20.56	\$13.67	\$16.53	\$28.47	\$42,749
53-6061	Transportation Attendants, Except Flight Attendants	189	\$11.86	\$9.33	\$9.71	\$14.03	\$24,681
53-6051	Transportation Inspectors	224	\$35.60	\$21.71	\$29.55	\$52.62	\$74,044
33-9093	Transportation Security Screeners	439	\$18.55	\$17.33	\$18.39	\$20.11	\$38,588
53-6099	Transportation Wkrs, All Other	384	\$17.25	\$9.37	\$12.54	\$23.71	\$35,864
11-3071	Transportation, Storage, & Distribution Mgrs	1,091	\$40.51	\$29.43	\$36.97	\$45.82	\$84,266
53-1031	Transpntn/Material-Mvng Vehicle Ops, 1st-Ln Spvrs of	1,447	\$28.99	\$21.33	\$27.70	\$34.43	\$60,286

SOC Code	Portland-Vancouver, OR-WA MSA Occupational Title	Estimated Employment	Average Wage	Percentiles			Annual Wage
				25th	50th	75th	
41-3041	Travel Agents	645	\$16.15	\$11.32	\$15.56	\$19.91	\$33,597
39-7012	Travel Guides	20	\$18.49	\$15.50	\$19.69	\$21.50	\$38,455
37-3013	Tree Trimmers & Pruners		\$17.46	\$10.96	\$16.50	\$24.62	\$36,318
53-3032	Truck Drivers, Heavy & Tractor-Trailer	10,971	\$20.30	\$16.79	\$19.72	\$23.01	\$42,209
53-3033	Truck Drivers, Light or Delivery Svcs	5,114	\$19.11	\$12.14	\$16.60	\$25.88	\$39,745
27-2023	Umpires, Referees, & Other Sports Officials	228					\$21,605
51-6093	Upholsterers	217	\$16.17	\$12.29	\$15.68	\$20.28	\$33,643
19-3051	Urban & Regional Planners	676	\$37.66	\$31.65	\$36.60	\$43.12	\$78,333
39-3031	Ushers, Lobby Attendants, & Ticket Takers	765	\$10.51	\$9.22	\$9.48	\$11.45	\$21,853
29-1131	Veterinarians	589	\$43.34	\$34.67	\$40.79	\$45.98	\$90,149
31-9096	Veterinary Assistants & Laboratory Animal Caretakers	599	\$11.88	\$10.03	\$11.96	\$13.54	\$24,712
29-2056	Veterinary Technologists & Technicians	836	\$16.89	\$15.28	\$16.99	\$18.67	\$35,119
25-1194	Vocational Education Teachers, Postsecondary	914	\$26.33	\$17.33	\$21.96	\$32.14	\$54,770
25-2032	Vocational Education Teachers, Secondary School	378					\$66,084
35-3031	Waiters & Waitresses	15,417	\$12.86	\$9.24	\$10.25	\$14.44	\$26,749
51-8031	Water & Liquid Waste Treatment Plant & System Ops	503	\$26.16	\$23.00	\$26.37	\$29.59	\$54,425
15-1134	Web Developers	1,849	\$35.20	\$22.70	\$30.64	\$40.18	\$73,228
43-5111	Weighers, Measurers, Checkers, Samplers - Recordkeeping	358	\$15.89	\$12.77	\$15.87	\$18.25	\$33,058
51-4121	Welders, Cutters, Solderers, & Brazers	2,394	\$18.90	\$15.10	\$19.04	\$21.98	\$39,295
51-4122	Welding/Soldering/Brazing Machine Setters/Ops/Tenders	192	\$19.17	\$16.46	\$19.35	\$21.92	\$39,882
13-1022	Wholesale & Retail Buyers, Not Farm Products	1,360	\$25.10	\$18.82	\$22.50	\$29.63	\$52,203
51-7099	WoodWkrs, All Other		\$12.74	\$9.83	\$12.94	\$14.61	\$26,494
51-7042	Woodworking Machine Setters/Ops/Tenders (Not Sawing)	538	\$15.37	\$12.33	\$14.52	\$17.98	\$31,981
43-9022	Word Processors & Typists	367	\$20.67	\$16.39	\$20.39	\$24.62	\$42,991
27-3043	Writers & Authors	496	\$28.65	\$19.84	\$27.51	\$35.03	\$59,581
19-1023	Zoologists & Wildlife Biologists	663	\$34.58	\$25.78	\$32.90	\$42.90	\$71,915

Seattle-Bellevue-Everett, WA MD
2013 Occupational Employment
and Wage Estimates
Includes King and Snohomish Counties



SOC Code	Seattle-Bellevue-Everett, WA MD Occupational Title	Estimated Employment	Average Wage	Percentiles			Annual Wage
				25th	50th	75th	
13-2011	Accountants & Auditors	14,004	\$35.16	\$26.31	\$32.78	\$41.64	\$73,135
27-2011	Actors	303	\$23.86	\$11.36	\$17.89	\$28.83	
15-2011	Actuaries	381	\$45.92	\$33.57	\$42.39	\$54.89	\$95,500
23-1021	Admin Law Judges, Adjudicators, & Hearing Officers	155	\$47.00	\$38.66	\$42.68	\$51.96	\$97,758
11-3011	Administrative Svcs Mgrs	3,199	\$51.12	\$37.00	\$47.06	\$62.16	\$106,329
25-3011	Adult Literacy, Remedial Ed, GED Teachers/Inst	1,375	\$24.30	\$20.01	\$24.40	\$29.08	\$50,534
11-2011	Advertising & Promotions Mgrs	454	\$54.59	\$39.04	\$52.52	\$67.36	\$113,529
41-3011	Advertising Sales Agents	1,841	\$32.62	\$17.63	\$26.16	\$41.54	\$67,852
17-3021	Aerospace Engineering & Operations Technicians	617	\$32.78	\$24.63	\$32.83	\$39.65	\$68,195
17-2011	Aerospace Engineers	7,656	\$49.67	\$40.92	\$48.81	\$57.94	\$103,312
19-4011	Agricultural & Food Science Technicians	48	\$19.42	\$13.99	\$19.70	\$25.11	\$40,404
45-2011	Agricultural Inspectors	44	\$24.22	\$20.10	\$23.86	\$28.67	\$50,372
45-2099	Agricultural Wkrs, All Other		\$23.73	\$23.03	\$25.27	\$27.51	\$49,359
53-1011	Aircraft Cargo Handling Supervisors	129	\$24.36	\$16.90	\$18.80	\$33.69	\$50,661
49-3011	Aircraft Mechanics & Svc Technicians	4,479	\$28.37	\$21.31	\$27.59	\$35.37	\$58,995
51-2011	Aircraft Structure/Surface/Rigging/System Assemblers	12,370					
53-2011	Airline Pilots, Copilots, & Flight Engineers	985					\$144,052
39-3091	Amusement & Recreation Attendants	2,990	\$11.74	\$9.37	\$10.45	\$12.71	\$24,430
33-9011	Animal Control Wkrs	75	\$25.34	\$18.72	\$26.23	\$29.42	\$52,710
39-2011	Animal Trainers		\$18.20	\$14.47	\$20.01	\$21.77	\$37,845
19-3091	Anthropologists & Archeologists	93	\$28.93	\$22.34	\$27.32	\$34.83	\$60,174
25-1061	Anthropology & Archeology Teachers, Postsecondary	74					\$71,144
13-2021	Appraisers & Assessors of Real Estate	502	\$33.98	\$23.78	\$33.56	\$42.82	\$70,673
23-1022	Arbitrators, Mediators, & Conciliators	65	\$35.37	\$27.50	\$32.32	\$37.45	\$73,570
17-1011	Architects, Not Landscape & Naval	2,467	\$33.88	\$24.73	\$31.51	\$39.51	\$70,462
17-3011	Architectural & Civil Drafters	795	\$29.70	\$24.86	\$29.42	\$34.89	\$61,767
25-4011	Archivists	170	\$29.18	\$21.03	\$25.76	\$37.67	\$60,706
25-1062	Area, Ethnic, & Cultural Studies Teachers, Postsec	97					\$73,942
27-1011	Art Directors	633	\$49.35	\$38.05	\$45.75	\$57.45	\$102,662
25-1121	Art, Drama, & Music Teachers, Postsecondary	709					\$64,715
27-1019	Artists & Related Wkrs, All Other	31	\$23.97	\$17.36	\$21.18	\$29.03	\$49,867
51-2099	Assemblers & Fabricators, All Other	4,313	\$15.80	\$12.52	\$14.82	\$18.12	\$32,858
27-2021	Athletes & Sports Competitors	268					\$112,088
29-9091	Athletic Trainers	184					\$47,847
19-2021	Atmospheric & Space Scientists	171	\$45.08	\$32.04	\$42.28	\$56.32	\$93,764
25-1051	Atmospheric/Earth/Marine/Space Sci Teachers, Postsec	181					\$98,424
27-4011	Audio & Video Equipment Technicians	663	\$23.19	\$16.23	\$22.18	\$29.11	\$48,233
29-1181	Audiologists	141	\$48.28	\$35.50	\$41.94	\$63.91	\$100,416
25-9011	Audio-Visual Collections Specialists	39	\$19.52	\$16.76	\$18.56	\$21.55	\$40,615
49-3021	Automotive Body & Related Repairers	794	\$22.81	\$17.29	\$21.86	\$28.05	\$47,436
49-3022	Automotive Glass Installers & Repairers		\$18.55	\$13.53	\$17.01	\$22.02	\$38,598
49-3023	Automotive Svc Technicians & Mechanics	4,284	\$21.65	\$15.42	\$20.89	\$27.06	\$45,038
49-2091	Avionics Technicians	1,175	\$30.73	\$25.72	\$29.99	\$36.18	\$63,911
39-6011	Baggage Porters & Bellhops	1,073	\$10.67	\$9.30	\$9.46	\$10.66	\$22,196
33-3011	Bailiffs	33	\$26.01	\$22.75	\$25.97	\$29.19	\$54,094
51-3011	Bakers	1,952	\$14.32	\$10.79	\$13.74	\$17.50	\$29,776
35-3011	Bartenders	7,611	\$13.95	\$9.56	\$12.58	\$16.13	\$29,011
49-3091	Bicycle Repairers		\$13.37	\$10.75	\$12.37	\$15.04	\$27,809
43-3011	Bill & Account Collectors	2,394	\$17.87	\$14.39	\$17.64	\$21.27	\$37,168
43-3021	Billing & Posting Clerks & Machine Operators	5,160	\$20.31	\$17.19	\$20.06	\$22.88	\$42,245
19-1021	Biochemists & Biophysicists	197	\$41.41	\$23.86	\$38.84	\$55.42	\$86,131
25-1042	Biological Science Teachers, Postsecondary	551					\$94,324
19-1029	Biological Scientists, All Other	807	\$34.79	\$24.67	\$33.55	\$42.85	\$72,353
19-4021	Biological Technicians	1,984	\$21.73	\$17.22	\$21.06	\$25.82	\$45,198
17-2031	Biomedical Engineers	236	\$41.03	\$25.59	\$33.85	\$51.96	\$85,349

SOC Code	Seattle-Bellevue-Everett, WA MD Occupational Title	Estimated Employment	Average Wage	Percentiles			Annual Wage
				25th	50th	75th	
47-2011	Boilermakers	70	\$24.63	\$21.86	\$25.15	\$27.57	\$51,235
43-3031	Bookkeeping, Accounting, & Auditing Clerks	17,591	\$20.53	\$16.19	\$19.86	\$24.13	\$42,691
47-3011	Brick/Block/Stonemason & Tile/Marble Setter Helpers	147	\$23.34	\$15.57	\$21.30	\$32.57	\$48,547
47-2021	Brickmasons & Blockmasons	243	\$33.09	\$27.93	\$32.42	\$36.00	\$68,826
53-6011	Bridge & Lock Tenders	63	\$24.53	\$18.08	\$25.37	\$28.10	\$51,016
27-4012	Broadcast Technicians	362	\$17.58	\$12.39	\$14.61	\$21.75	\$36,562
43-4011	Brokerage Clerks	408	\$21.80	\$16.86	\$21.25	\$26.29	\$45,361
37-2019	Building Cleaning Wkrs, All Other		\$11.46	\$10.12	\$10.75	\$11.38	\$23,840
49-3031	Bus & Truck Mechanics & Diesel Engine Specialists	2,598	\$27.85	\$24.16	\$27.98	\$32.78	\$57,923
53-3022	Bus Drivers, School	3,442	\$18.52	\$16.38	\$19.02	\$21.44	\$38,523
53-3021	Bus Drivers, Transit & Intercity	4,312	\$24.52	\$22.67	\$25.75	\$28.00	\$51,007
13-1199	Business Operations Specialists, All Other	15,518	\$36.26	\$25.48	\$34.54	\$45.21	\$75,409
25-1011	Business Teachers, Postsecondary	619					\$92,238
51-3021	Butchers & Meat Cutters	1,182	\$18.74	\$16.53	\$20.18	\$22.06	\$38,992
51-7011	Cabinetmakers & Bench Carpenters	611	\$20.33	\$16.12	\$19.70	\$24.91	\$42,273
27-4031	Camera Ops, Television, Video, & Motion Picture	405	\$24.64	\$18.18	\$22.00	\$32.62	\$51,259
53-5021	Captains, Mates, & Pilots of Water Vessels	1,388	\$36.23	\$28.41	\$35.30	\$44.54	\$75,355
29-2031	Cardiovascular Technologists & Technicians	575	\$32.44	\$25.30	\$32.81	\$39.64	\$67,478
43-5011	Cargo & Freight Agents	1,102	\$25.51	\$16.52	\$22.38	\$35.14	\$53,067
47-3012	Carpenter Helpers	115	\$19.32	\$13.84	\$19.03	\$22.48	\$40,185
47-2031	Carpenters	7,163	\$26.85	\$20.92	\$26.95	\$32.87	\$55,848
47-2041	Carpet Installers	272	\$21.43	\$15.37	\$18.74	\$30.23	\$44,567
17-1021	Cartographers & Photogrammetrists	165	\$37.24	\$30.92	\$38.48	\$43.99	\$77,456
41-2011	Cashiers	26,112	\$13.55	\$10.01	\$11.78	\$15.80	\$28,164
47-2051	Cement Masons & Concrete Finishers	647	\$24.44	\$13.27	\$26.86	\$33.18	\$50,833
51-9191	Cementing & Gluing Machine Operators & Tenders	241	\$21.51	\$14.41	\$18.19	\$31.77	\$44,748
35-1011	Chefs & Head Cooks	1,405	\$22.68	\$18.49	\$21.56	\$26.84	\$47,184
17-2041	Chemical Engineers	125	\$40.01	\$29.70	\$38.02	\$50.26	\$83,210
51-9011	Chemical Equipment Operators & Tenders	56	\$20.06	\$16.89	\$18.89	\$23.37	\$41,723
51-8091	Chemical Plant & System Operators		\$26.22	\$22.18	\$26.07	\$30.63	\$54,546
19-4031	Chemical Technicians	401	\$19.90	\$15.87	\$19.14	\$23.04	\$41,382
25-1052	Chemistry Teachers, Postsecondary	189					\$84,819
19-2031	Chemists	733	\$33.88	\$22.80	\$33.35	\$43.52	\$70,454
11-1011	Chief Executives	1,770	\$105.25	\$78.58	\$91.24	\$91.76	\$218,923
39-9011	Child Care Wkrs	4,623	\$11.59	\$9.70	\$10.87	\$12.43	\$24,096
21-1021	Child, Family, & School Social Wkrs	1,931	\$22.69	\$18.25	\$24.16	\$26.07	\$47,181
29-1011	Chiropractors	394					
17-3022	Civil Engineering Technicians	754	\$28.36	\$24.17	\$27.37	\$33.23	\$58,983
17-2051	Civil Engineers	5,911	\$42.11	\$33.35	\$40.99	\$49.17	\$87,592
13-1031	Claims Adjusters, Examiners, & Investigators	3,755	\$31.99	\$25.86	\$30.75	\$36.85	\$66,535
53-7061	Cleaners of Vehicles & Equipment	2,738	\$13.55	\$10.62	\$12.24	\$14.91	\$28,180
51-9192	Cleaning/Washing/Metal Pickling Equipment Ops/Tenders	186	\$19.66	\$12.88	\$16.66	\$27.36	\$40,885
21-2011	Clergy	208	\$26.47	\$17.62	\$26.87	\$33.17	\$55,059
19-3031	Clinical, Counseling, & School Psychologists	654	\$38.52	\$28.70	\$34.94	\$43.60	\$80,118
27-2022	Coaches & Scouts	3,313					\$43,751
51-9121	Coating/Painting/Spraying Machine Setters/Ops/Tenders	843	\$15.89	\$12.92	\$15.52	\$18.09	\$33,050
49-9091	Coin, Vending, & Amusement Machine Svcs & Repairers	340	\$18.47	\$14.18	\$18.63	\$22.48	\$38,424
35-3021	Comb Food Preparation & Serving Wkrs, Inc Fast Food	25,935	\$10.91	\$9.32	\$9.61	\$11.52	\$22,687
27-1021	Commercial & Industrial Designers	298	\$29.31	\$21.17	\$31.60	\$36.33	\$60,972
49-9092	Commercial Divers	115					
53-2012	Commercial Pilots	400					\$96,252
25-1122	Communications Teachers, Postsecondary	224					\$63,055
21-1099	Community & Social Svc Specialists, All Other	803	\$21.40	\$13.18	\$19.25	\$30.11	\$44,510
21-1094	Community Health Workers	101	\$24.49	\$17.32	\$22.05	\$30.46	\$50,935
11-3111	Compensation and Benefits Managers	254	\$60.24	\$41.47	\$52.11	\$70.48	\$125,300
13-1141	Compensation, Benefits, and Job Analysis Specialists	1,076	\$34.71	\$25.40	\$32.70	\$42.67	\$72,197
13-1041	Compliance Ofcrrs (Not Ag/Const/Safety/Transportn)	3,095	\$33.95	\$25.74	\$33.15	\$40.41	\$70,601
11-3021	Computer & Information Systems Mgrs	7,929	\$70.86	\$54.05	\$66.99	\$82.94	\$147,393
15-1111	Computer and Information Scientists, Research	353	\$51.86	\$41.25	\$50.39	\$60.04	\$107,862
17-2061	Computer Hardware Engineers	1,289	\$53.36	\$42.39	\$51.38	\$62.35	\$110,991
15-1143	Computer Network Architects	3,501	\$49.59	\$41.88	\$49.43	\$56.95	\$103,145
15-1152	Computer Network Support Specialists	2,712	\$34.30	\$25.22	\$31.17	\$39.95	\$71,352

SOC Code	Seattle-Bellevue-Everett, WA MD Occupational Title	Estimated Employment	Average Wage	Percentiles			Annual Wage
				25th	50th	75th	
15-1199	Computer Occupations, All Other	4,075	\$43.13	\$28.20	\$45.16	\$58.69	\$89,709
43-9011	Computer Operators	625	\$21.06	\$16.44	\$21.18	\$25.69	\$43,804
15-1131	Computer Programmers	11,016	\$46.76	\$38.62	\$46.38	\$55.63	\$97,269
25-1021	Computer Science Teachers, Postsecondary	199					\$85,227
15-1132	Computer Software Engineers, Applications	35,649	\$49.66	\$41.03	\$49.91	\$58.43	\$103,299
15-1133	Computer Software Engineers, Systems Software	13,666	\$51.71	\$41.76	\$48.11	\$58.81	\$107,541
15-1151	Computer Support Specialists	9,624	\$27.60	\$19.82	\$25.44	\$32.76	\$57,415
15-1121	Computer Systems Analysts	10,537	\$48.24	\$37.02	\$45.00	\$54.60	\$100,333
49-2011	Computer, Automated Teller, & Office Machine Repairers	1,036	\$21.10	\$15.95	\$19.87	\$24.81	\$43,888
51-4011	Computer-Controlled Machine Tool Ops, Mtl/Plastic	1,520	\$23.22	\$16.60	\$21.22	\$29.77	\$48,303
39-6012	Concierges	232	\$14.19	\$12.31	\$13.94	\$16.10	\$29,507
19-1031	Conservation Scientists	102	\$38.66	\$29.84	\$37.13	\$45.96	\$80,409
47-4011	Construction & Building Inspectors	1,103	\$33.61	\$29.84	\$33.74	\$39.13	\$69,909
47-4099	Construction & Related Wkrs, All Other	232	\$16.64	\$11.47	\$14.16	\$17.63	\$34,610
47-2061	Construction Laborers	6,601	\$20.91	\$15.00	\$18.12	\$27.85	\$43,482
11-9021	Construction Mgrs	2,534	\$50.30	\$38.09	\$45.23	\$57.06	\$104,638
47-3019	Construction Trades, All Other Helpers	191	\$15.23	\$11.92	\$14.55	\$17.98	\$31,685
47-1011	Construction Trades/Extraction Wkrs, 1st-Ln Spvrs	5,411	\$37.96	\$31.17	\$38.17	\$44.94	\$78,954
47-5041	Continuous Mining Machine Operators		\$22.45	\$18.83	\$23.73	\$26.45	\$46,695
49-9012	Control & Valve Installers & Repairers (Not Mech Door)		\$24.77	\$17.24	\$25.64	\$30.81	\$51,521
53-7011	Conveyor Operators & Tenders	324	\$16.85	\$13.92	\$16.41	\$18.41	\$35,039
35-2019	Cooks, All Other	780	\$12.66	\$10.44	\$11.41	\$13.84	\$26,342
35-2011	Cooks, Fast Food		\$10.78	\$9.36	\$9.86	\$11.49	\$22,416
35-2012	Cooks, Institution & Cafeteria	3,204	\$14.98	\$12.30	\$15.00	\$17.39	\$31,148
35-2014	Cooks, Restaurant	12,595	\$13.11	\$11.04	\$12.97	\$14.77	\$27,263
35-2015	Cooks, Short Order	836	\$12.99	\$9.34	\$12.27	\$14.92	\$27,010
51-9193	Cooling & Freezing Equipment Operators & Tenders		\$21.99	\$17.77	\$23.16	\$26.56	\$45,739
33-3012	Correctional Officers & Jailers	1,408	\$24.48	\$21.51	\$21.52	\$28.00	\$50,924
33-1011	Correctional Officers, 1st-Line Spvrs of	193	\$31.15	\$23.75	\$29.83	\$36.31	\$64,802
43-4021	Correspondence Clerks	24	\$21.39	\$17.67	\$20.22	\$22.30	\$44,478
13-1051	Cost Estimators	2,528	\$35.16	\$26.08	\$34.29	\$43.88	\$73,126
39-3092	Costume Attendants	37	\$17.69	\$13.95	\$17.19	\$20.94	\$36,796
21-1019	Counselors, All Other	48	\$24.18	\$18.40	\$22.66	\$28.00	\$50,282
41-2021	Counter & Rental Clerks	7,441	\$14.29	\$10.84	\$13.67	\$16.97	\$29,728
35-3022	Counter Attendants, Cafeteria, Concession, Coffee Shop	6,896	\$11.53	\$9.38	\$10.10	\$12.53	\$23,972
43-5021	Couriers & Messengers	589	\$14.96	\$12.93	\$14.64	\$16.98	\$31,121
23-2091	Court Reporters	149	\$19.26	\$11.12	\$17.09	\$22.51	\$40,065
43-4031	Court, Municipal, & License Clerks	907	\$23.11	\$19.38	\$23.87	\$27.05	\$48,082
27-1012	Craft Artists	166	\$18.09	\$15.73	\$17.15	\$18.83	\$37,627
53-7021	Crane & Tower Operators	651	\$36.29	\$32.05	\$36.23	\$42.65	\$75,484
13-2041	Credit Analysts	735	\$36.10	\$26.32	\$32.56	\$42.42	\$75,084
43-4041	Credit Authorizers, Checkers, & Clerks	381	\$21.11	\$16.79	\$19.39	\$23.04	\$43,915
33-9091	Crossing Guards	579	\$19.08	\$10.32	\$21.83	\$26.69	\$39,691
51-9021	Crush/Grind/Polishing Machine Setters/Ops/Tenders	283	\$17.05	\$14.02	\$16.57	\$19.33	\$35,478
25-4012	Curators	94	\$29.70	\$23.65	\$27.91	\$34.54	\$61,772
43-4051	Customer Svc Reps	20,188	\$18.70	\$14.32	\$17.50	\$21.92	\$38,907
51-4031	Cut/Punch/Press Mach Setters/Ops/Tenders, Mtl/Plastic	1,438	\$20.58	\$16.00	\$19.39	\$23.01	\$42,801
51-9031	Cutters & Trimmers, Hand	105	\$14.09	\$11.06	\$14.59	\$17.01	\$29,316
51-9032	Cutting & Slicing Machine Setters, Ops, & Tenders	660	\$19.13	\$12.18	\$17.40	\$26.07	\$39,788
43-9021	Data Entry Keyers	1,406	\$16.26	\$12.86	\$15.96	\$19.07	\$33,810
15-1141	Database Administrators	2,159	\$44.02	\$35.05	\$43.76	\$53.22	\$91,575
41-9011	Demonstrators & Product Promoters		\$12.06	\$10.01	\$11.03	\$12.48	\$25,089
31-9091	Dental Assistants	3,852	\$20.56	\$18.05	\$20.72	\$22.96	\$42,750
29-2021	Dental Hygienists	2,723	\$45.52	\$40.88	\$44.78	\$50.81	\$94,688
51-9081	Dental Laboratory Technicians	430	\$21.47	\$17.04	\$20.79	\$25.67	\$44,663
29-1021	Dentists, General	741	\$104.03	\$75.08	\$91.26	\$91.32	\$216,387
27-1029	Designers, All Other	91	\$24.69	\$20.20	\$24.86	\$29.76	\$51,355
43-9031	Desktop Publishers	176	\$20.09	\$16.85	\$20.29	\$23.16	\$41,796
33-3021	Detectives & Criminal Investigators	573	\$48.70	\$40.70	\$46.78	\$58.41	\$101,296
29-2032	Diagnostic Medical Sonographers	519	\$42.12	\$37.89	\$42.23	\$46.52	\$87,614
29-2051	Dietetic Technicians	318	\$19.70	\$16.35	\$19.00	\$22.99	\$40,957
29-1031	Dietitians & Nutritionists		\$31.97	\$28.18	\$31.99	\$35.64	\$66,492

SOC Code	Seattle-Bellevue-Everett, WA MD Occupational Title	Estimated Employment	Average Wage	Percentiles 25th	Percentiles 50th	Percentiles 75th	Annual Wage
35-9011	Dining Room & Cafeteria Attendants & Bartender Helpers	5,014	\$10.97	\$9.31	\$9.57	\$11.53	\$22,830
21-2021	Directors, Religious Activities & Education	43	\$25.37	\$17.72	\$22.94	\$32.82	\$52,783
35-9021	Dishwashers	5,084	\$10.57	\$9.39	\$10.16	\$11.33	\$21,986
43-5032	Dispatchers, Not Police, Fire, & Ambulance	1,583	\$22.65	\$16.74	\$21.69	\$27.85	\$47,100
17-3019	Drafters, All Other	361	\$24.86	\$21.14	\$25.23	\$28.19	\$51,724
51-4032	Drilling/Boring Machine Tool Setters/Ops/Tenders	92	\$15.58	\$13.00	\$14.35	\$17.21	\$32,418
53-3031	Driver/Sales Wkrs	2,578	\$14.62	\$9.58	\$12.72	\$16.79	\$30,420
47-2081	Drywall & Ceiling Tile Installers	1,335	\$24.61	\$20.81	\$24.75	\$28.92	\$51,199
25-1063	Economics Teachers, Postsecondary	74					\$91,236
19-3011	Economists	129	\$39.83	\$31.96	\$39.14	\$45.10	\$82,845
27-3041	Editors	1,901	\$36.17	\$21.77	\$32.84	\$48.15	\$75,226
11-9031	Educ Administrators, Preschool/Child Care Center/Pgms	413	\$25.68	\$17.31	\$23.72	\$29.56	\$53,419
11-9039	Education Administrators, All Other	433	\$31.82	\$20.91	\$28.32	\$40.54	\$66,194
11-9032	Education Administrators, Elem & Secondary School	1,344					\$105,791
11-9033	Education Administrators, Postsecondary	1,098	\$50.12	\$34.85	\$42.97	\$57.11	\$104,252
25-1081	Education Teachers, Postsecondary	445					\$64,132
25-9099	Education, Training, & Library Wkrs, All Other	2,356	\$22.66	\$16.97	\$19.80	\$26.87	\$47,131
21-1012	Educational, Vocational, & School Counselors	1,853	\$27.82	\$22.69	\$26.91	\$32.72	\$57,875
49-2092	Electric Motor, Power Tool, & Related Repairers	81	\$26.91	\$21.33	\$29.39	\$33.72	\$55,955
17-3023	Electrical & Electronic Engineering Technicians	1,082	\$28.87	\$21.75	\$29.18	\$34.08	\$60,043
51-2022	Electrical & Electronic Equipment Assemblers	3,660	\$16.79	\$13.16	\$16.16	\$19.52	\$34,919
17-3012	Electrical & Electronics Drafters	888	\$37.36	\$31.80	\$38.05	\$43.80	\$77,705
17-2071	Electrical Engineers	3,862	\$46.95	\$38.21	\$46.18	\$56.25	\$97,669
49-9051	Electrical Power-Line Installers & Repairers	669	\$36.95	\$32.79	\$39.28	\$42.89	\$76,871
49-2094	Electrical/Electronics Repairers, Industrial Equipmt	700	\$35.02	\$30.07	\$36.47	\$42.58	\$72,844
47-3013	Electrician Helpers	165	\$17.64	\$11.57	\$13.80	\$24.94	\$36,674
47-2111	Electricians	4,752	\$32.59	\$26.13	\$32.92	\$39.96	\$67,790
51-2023	Electromechanical Equipment Assemblers	104	\$22.37	\$17.22	\$21.15	\$27.11	\$46,525
49-2096	Electronic Equipment Installers/Repairers, Motor Veh	222	\$25.14	\$18.52	\$22.95	\$30.55	\$52,302
49-2097	Electronic Home Entertainment Equipment Install/Repair	331	\$23.85	\$19.71	\$22.67	\$27.95	\$49,620
17-2072	Electronics Engineers, Not Computer	2,639	\$49.41	\$40.18	\$47.94	\$58.53	\$102,766
49-2093	Electronics Install/Repair, Transprtn Equipmt	244	\$29.05	\$20.80	\$28.74	\$37.34	\$60,415
25-2021	Elementary School Teachers, Not Special Education	9,758					\$61,131
47-4021	Elevator Installers & Repairers	118	\$41.13	\$35.19	\$42.20	\$48.53	\$85,551
43-4061	Eligibility Interviewers, Government Programs	1,797	\$22.32	\$19.86	\$22.47	\$24.58	\$46,434
11-9161	Emergency Management Directors	66	\$41.81	\$34.15	\$42.06	\$49.42	\$86,954
29-2041	Emergency Medical Technicians & Paramedics	2,041	\$23.66	\$13.60	\$17.89	\$34.86	\$49,220
13-1071	Employment, Recruitment, & Placement Specialists	5,957	\$33.44	\$24.41	\$32.03	\$41.26	\$69,546
51-2031	Engine & Other Machine Assemblers	758	\$20.01	\$14.79	\$19.21	\$22.22	\$41,630
11-9041	Engineering Mgrs	3,810	\$65.95	\$54.83	\$65.13	\$74.98	\$137,188
25-1032	Engineering Teachers, Postsecondary	417					\$109,224
17-3029	Engineering Technicians, Not Drafters, All Other	815	\$32.06	\$26.10	\$32.80	\$38.11	\$66,686
17-2199	Engineers, All Other	2,420	\$46.13	\$34.19	\$45.99	\$58.76	\$95,958
25-1123	English Language & Literature Teachers, Postsecondary	523					\$65,297
27-2099	Entertainers & Performers, Sports & Related Wkrs, A/O	95	\$21.41	\$13.07	\$19.57	\$27.80	
39-3099	Entertainment Attendants & Related Wkrs, A/O	160	\$13.59	\$9.59	\$11.26	\$17.64	\$28,265
17-3025	Environmental Engineering Technicians	338	\$29.55	\$27.17	\$31.80	\$34.55	\$61,469
17-2081	Environmental Engineers	961	\$44.64	\$36.13	\$45.02	\$53.72	\$92,856
19-4091	Environmental Science & Protection Techs (Inc Health)	523	\$27.34	\$20.88	\$27.15	\$33.68	\$56,873
19-2041	Environmental Scientists & Specialists (Inc Health)	1,913	\$40.82	\$31.77	\$38.85	\$48.23	\$84,914
19-1041	Epidemiologists	191	\$36.37	\$30.97	\$37.23	\$42.93	\$75,642
51-9194	Etchers & Engravers	85	\$16.16	\$13.18	\$15.04	\$17.51	\$33,609
53-7032	Excavating & Loading Machine & Dragline Operators	312	\$31.15	\$28.18	\$31.78	\$34.82	\$64,806
43-6011	Executive Secretaries & Administrative Assistants	8,000	\$27.05	\$22.16	\$26.63	\$31.74	\$56,265
29-1128	Exercise Physiologists	36	\$20.63	\$15.47	\$18.60	\$25.30	\$42,914
51-9041	Extrude/Form/Press/Compact Machine Setters/Ops/Tenders	265	\$17.22	\$12.53	\$16.47	\$21.41	\$35,824
51-4021	Extruding/Drawing Mach Setters/Ops/Tenders, Mtl/Plastic	206	\$19.15	\$13.79	\$18.65	\$22.71	\$39,822
51-6091	Extruding/Forming Machine Set/Op/Tend, Synthetic/Glass		\$13.63	\$10.77	\$12.74	\$16.36	\$28,349
51-6092	Fabric & Apparel Patternmakers	48	\$15.78	\$12.84	\$15.03	\$17.91	\$32,813
29-1062	Family & General Practitioners	602	\$89.68	\$61.09	\$83.96	\$91.28	\$186,529
49-3041	Farm Equipment Mechanics		\$18.42	\$11.57	\$18.50	\$23.16	\$38,306
45-1011	Farming, Fishing, & Forestry Wkrs, 1st-Ln Sprvs/Mgrs	52	\$31.58	\$23.87	\$31.66	\$35.80	\$65,688

SOC Code	Seattle-Bellevue-Everett, WA MD Occupational Title	Estimated Employment	Average Wage	Percentiles 25th	Percentiles 50th	Percentiles 75th	Annual Wage
45-2092	FarmWkrs & Laborers, Crop, Nursery, & Greenhouse	203	\$12.23	\$10.12	\$11.44	\$13.63	\$25,446
45-2093	FarmWkrs, Farm & Ranch Animals	116	\$12.70	\$9.36	\$11.78	\$14.18	\$26,408
27-1022	Fashion Designers	214	\$30.29	\$17.94	\$26.70	\$36.19	\$63,006
47-4031	Fence Erectors		\$18.12	\$16.02	\$18.03	\$20.66	\$37,687
51-2091	Fiberglass Laminators & Fabricators	525	\$15.53	\$11.67	\$14.08	\$19.27	\$32,307
43-4071	File Clerks	1,359	\$15.81	\$12.56	\$14.67	\$18.37	\$32,883
27-4032	Film & Video Editors	332	\$28.48	\$24.52	\$28.07	\$32.46	\$59,239
13-2051	Financial Analysts	3,033	\$42.64	\$32.93	\$40.73	\$50.01	\$88,706
43-3099	Financial Clerks, All Other	549	\$22.78	\$17.92	\$21.71	\$26.49	\$47,386
13-2061	Financial Examiners	221	\$44.00	\$33.31	\$40.64	\$54.36	\$91,522
11-3031	Financial Mgrs	6,630	\$61.18	\$43.15	\$55.28	\$72.60	\$127,256
13-2099	Financial Specialists, All Other	1,415	\$28.78	\$21.56	\$25.96	\$33.68	\$59,863
27-1013	Fine Artists, Inc Painters, Sculptors, Illustrators	555	\$34.32	\$20.48	\$24.98	\$38.78	\$71,395
33-2011	Fire Fighters	2,668	\$34.94	\$31.54	\$36.51	\$41.91	\$72,667
33-1021	Fire Fighting & Prevention Wkrs, 1st-Ln Spvrs of	754	\$45.66	\$40.58	\$46.11	\$52.41	\$94,971
33-2021	Fire Inspectors & Investigators	78	\$42.61	\$38.62	\$42.69	\$47.35	\$88,633
33-3031	Fish & Game Wardens	19	\$28.00	\$24.01	\$31.55	\$31.56	\$58,254
39-9031	Fitness Trainers & Aerobics Instructors	3,946	\$21.28	\$13.37	\$18.92	\$28.99	\$44,279
53-2031	Flight Attendants	987					\$42,784
47-2042	Floor Layers, Not Carpet, Wood, & Hard Tiles		\$26.39	\$19.53	\$29.78	\$33.10	\$54,888
27-1023	Floral Designers	502	\$14.87	\$12.26	\$14.56	\$17.15	\$30,927
51-3092	Food Batchmakers	1,031	\$14.04	\$10.44	\$12.98	\$16.70	\$29,215
51-3093	Food Cooking Machine Operators & Tenders	135	\$14.36	\$10.83	\$12.40	\$17.86	\$29,858
35-9099	Food Preparation & Serving Related Wkrs, A/O		\$11.15	\$9.35	\$10.15	\$12.13	\$23,194
35-1012	Food Preparation & Serving Wkrs, 1st-Ln Spvrs of	6,194	\$16.95	\$13.00	\$15.97	\$20.43	\$35,271
35-2021	Food Preparation Wkrs	7,302	\$12.25	\$10.22	\$11.61	\$13.88	\$25,476
19-1012	Food Scientists & Technologists	75	\$35.32	\$24.70	\$34.55	\$45.82	\$73,449
35-3041	Food Servers, Nonrestaurant	2,606	\$12.19	\$9.48	\$11.01	\$14.13	\$25,351
11-9051	Food Svc Mgrs		\$32.88	\$21.90	\$35.10	\$43.23	\$68,401
51-3091	Food/Tobacco Roast/Bake/Dry Mach Ops/Tenders	194	\$17.93	\$14.03	\$17.38	\$21.91	\$37,301
25-1124	Foreign Language & Literature Teachers, Postsecondary	278					\$58,162
19-4092	Forensic Science Technicians	75	\$30.59	\$26.82	\$30.34	\$34.37	\$63,628
19-4093	Forest & Conservation Technicians	159	\$16.66	\$12.95	\$14.56	\$18.43	\$34,665
45-4011	Forest & Conservation Wkrs	87	\$11.01	\$8.80	\$8.81	\$9.33	\$22,908
19-1032	Foresters	94	\$27.70	\$24.17	\$26.69	\$32.40	\$57,613
51-4071	Foundry Mold & Coremakers	80	\$16.21	\$13.53	\$16.00	\$18.65	\$33,719
13-1131	Fundraisers	1,140	\$24.35	\$18.64	\$22.41	\$29.26	\$50,633
11-9061	Funeral Directors		\$40.65	\$31.13	\$43.52	\$52.75	\$84,568
51-9051	Furnace, Kiln, Oven, Drier, & Kettle Ops/Tenders	189	\$17.99	\$12.78	\$14.97	\$23.03	\$37,435
51-7021	Furniture Finishers	127	\$21.20	\$17.08	\$21.80	\$25.66	\$44,083
39-3012	Gaming & Sports Book Writers & Runners		\$18.56	\$13.78	\$18.43	\$23.53	\$38,604
43-3041	Gaming Cage Wkrs	421	\$13.51	\$11.30	\$13.26	\$15.36	\$28,112
41-2012	Gaming Change Persons & Booth Cashiers	280	\$13.01	\$10.69	\$12.72	\$14.80	\$27,065
39-3011	Gaming Dealers	2,979	\$14.32	\$9.38	\$12.30	\$17.69	\$29,789
11-9071	Gaming Mgrs	106	\$37.71	\$30.61	\$35.10	\$43.75	\$78,436
39-1011	Gaming Supervisors	442	\$24.97	\$19.17	\$24.19	\$28.86	\$51,925
33-9031	Gaming Surveillance Officers & Gaming Investigators	206	\$20.65	\$12.91	\$19.62	\$27.29	\$42,950
39-3019	Gaming Svc Wkrs, All Other	36	\$14.72	\$9.35	\$13.29	\$17.73	\$30,605
51-8092	Gas Plant Operators	29	\$33.42	\$28.66	\$33.64	\$38.65	\$69,510
11-1021	General & Operations Mgrs	15,095	\$65.58	\$40.72	\$57.87	\$82.99	\$136,399
29-9092	Genetic Counselors	24	\$34.77	\$30.56	\$34.89	\$39.95	\$72,312
19-3092	Geographers		\$33.66	\$26.67	\$32.82	\$41.47	\$70,014
25-1064	Geography Teachers, Postsecondary	43					\$77,274
19-4041	Geological & Petroleum Technicians	52	\$19.16	\$16.88	\$20.06	\$21.96	\$39,844
19-2042	Geoscientists, Not Hydrologists & Geographers	642	\$40.75	\$28.08	\$36.89	\$49.27	\$84,755
47-2121	Glaziers	1,076	\$25.13	\$15.88	\$22.72	\$37.27	\$52,270
45-2041	Graders & Sorters, Agricultural Products		\$10.08	\$9.22	\$9.30	\$10.16	\$20,968
27-1024	Graphic Designers	2,889	\$28.02	\$20.02	\$26.08	\$34.80	\$58,278
51-4033	Grind/Lap/Polish/Buf Machine Setters/Ops/Tenders	575	\$17.60	\$13.77	\$16.27	\$18.71	\$36,617
51-9022	Grinding & Polishing Wkrs, Hand	276	\$15.40	\$13.11	\$15.34	\$17.26	\$32,035
37-3019	Grounds Maintenance Wkrs, All Other	57	\$26.68	\$23.95	\$26.87	\$27.97	\$55,491
39-5012	Hairdressers, Hairstylists, & Cosmetologists	5,497	\$18.42	\$10.76	\$14.48	\$23.05	\$38,319

SOC Code	Seattle-Bellevue-Everett, WA MD Occupational Title	Estimated Employment	Average Wage	Percentiles			Annual Wage
				25th	50th	75th	
47-4041	Hazardous Materials Removal Wkrs	451	\$28.11	\$21.93	\$31.12	\$33.94	\$58,479
17-2111	Health & Safety Engineers (Not Mining)	137	\$48.20	\$40.30	\$46.37	\$57.84	\$100,249
29-1199	Health Diagnosing & Treating Practitioners, A/O	496	\$34.28	\$24.68	\$32.00	\$44.07	\$71,309
21-1091	Health Educators	749	\$24.32	\$17.80	\$22.16	\$29.06	\$50,585
25-1071	Health Specialties Teachers, Postsecondary	2,843					\$131,392
29-2099	Health Technologists & Technicians, All Other	1,689	\$26.98	\$20.43	\$26.09	\$33.52	\$56,134
29-9099	Healthcare Practitioners & Tech Wkrs, All Other	392	\$32.26	\$24.65	\$30.55	\$38.87	\$67,119
31-9099	Healthcare Support Wkrs, All Other	1,658	\$17.36	\$13.77	\$17.03	\$20.36	\$36,105
29-2092	Hearing Aid Specialists	89	\$21.71	\$18.20	\$20.92	\$23.80	\$45,165
51-4191	Heat Treating Equip Setters/Ops/Tenders, Mtl/Plastic	299	\$17.65	\$12.94	\$15.90	\$21.18	\$36,715
49-9021	Heating, Air Cond, Refrigeration Mechanics & Installers	1,588	\$28.42	\$21.33	\$27.86	\$35.21	\$59,103
53-1021	Helpers, Laborers, & Material Movers, 1st-Ln Spvrs of	1,519	\$25.08	\$18.80	\$24.61	\$29.84	\$52,164
47-4051	Highway Maintenance Wkrs	913	\$24.37	\$21.10	\$25.00	\$27.69	\$50,679
19-3093	Historians	21	\$31.37	\$23.32	\$31.01	\$36.21	\$65,246
25-1125	History Teachers, Postsecondary	158					\$74,412
53-7041	Hoist & Winch Operators	15	\$32.65	\$31.16	\$34.06	\$36.95	\$67,919
49-9031	Home Appliance Repairers	563	\$19.54	\$14.66	\$19.77	\$22.86	\$40,635
31-1011	Home Health Aides	4,124	\$12.46	\$10.66	\$11.77	\$13.55	\$25,919
35-9031	Hosts & Hostesses, Restaurant, Lounge, & Coffee Shop	2,926	\$11.23	\$9.40	\$10.29	\$11.85	\$23,361
43-4081	Hotel, Motel, & Resort Desk Clerks	2,070	\$12.33	\$10.32	\$11.78	\$13.83	\$25,644
37-1011	Housekeeping/Janitorial Wkrs, 1st-Line Spvrs	1,153	\$21.60	\$16.27	\$19.40	\$24.41	\$44,922
43-4161	Human Resources Assistants, Not Payroll & Timekeeping	1,358	\$20.50	\$17.18	\$20.36	\$23.46	\$42,640
11-3121	Human Resources Managers	1,920	\$56.14	\$41.71	\$53.13	\$67.98	\$116,771
19-2043	Hydrologists	152	\$43.91	\$34.18	\$41.37	\$52.76	\$91,328
17-2112	Industrial Engineers	4,460	\$43.42	\$36.06	\$43.04	\$51.35	\$90,319
49-9041	Industrial Machinery Mechanics	2,596	\$29.56	\$23.24	\$29.64	\$35.99	\$61,482
11-3051	Industrial Production Mgrs	1,658	\$52.67	\$39.33	\$50.58	\$64.22	\$109,553
53-7051	Industrial Truck & Tractor Operators	4,359	\$20.44	\$14.48	\$18.66	\$24.28	\$42,505
43-4199	Information & Record Clerks, All Other	1,582	\$19.33	\$16.21	\$18.87	\$22.30	\$40,201
15-1122	Information Security Analysts	1,929	\$47.05	\$39.74	\$49.16	\$55.45	\$97,869
51-9061	Inspectors, Testers, Sorters, Samplers, & Weighers	6,166	\$26.30	\$19.34	\$28.49	\$33.70	\$54,706
49-9098	Installation, Maintenance, & Repair Helpers	842	\$16.73	\$12.44	\$16.98	\$20.89	\$34,795
49-9099	Installation, Maintenance, & Repair Wkrs, A/O	1,247	\$23.43	\$17.13	\$24.55	\$28.89	\$48,723
25-9031	Instructional Coordinators	936	\$30.11	\$24.95	\$29.23	\$34.86	\$62,620
47-2131	Insulation Wkrs, Floor, Ceiling, & Wall		\$20.58	\$16.40	\$18.35	\$23.31	\$42,808
47-2132	Insulation Wkrs, Mechanical	492	\$26.87	\$18.58	\$26.19	\$35.29	\$55,895
43-9041	Insurance Claims & Policy Processing Clerks	3,303	\$19.23	\$15.93	\$18.87	\$22.04	\$40,002
41-3021	Insurance Sales Agents	3,024	\$31.30	\$18.23	\$24.69	\$35.39	\$65,105
13-2053	Insurance Underwriters	1,609	\$41.19	\$30.68	\$39.67	\$50.68	\$85,674
27-1025	Interior Designers	952	\$24.66	\$18.46	\$22.34	\$29.87	\$51,287
29-1063	Internists, General	277	\$95.79	\$73.58	\$87.64	\$91.29	\$199,251
27-3091	Interpreters & Translators	646	\$23.01	\$19.41	\$22.80	\$26.95	\$47,864
43-4111	Interviewers, Not Eligibility & Loan	2,306	\$16.56	\$11.75	\$16.78	\$20.37	\$34,457
37-2011	Janitors & Cleaners, Not Maids & Housekeeping Cleaners	16,298	\$14.48	\$11.01	\$13.91	\$17.28	\$30,120
51-9071	Jewelers & Precious Stone & Metal Wkrs	227	\$22.89	\$16.79	\$22.31	\$28.88	\$47,607
23-1023	Judges, Magistrate Judges, & Magistrates	198	\$43.66	\$34.52	\$36.68	\$58.87	\$90,814
23-1012	Judicial Law Clerks	34	\$23.27	\$23.03	\$23.04	\$23.62	\$48,412
25-2012	Kindergarten Teachers, Not Special Education	1,310					\$54,548
13-1075	Labor Relations Specialists	1,149	\$35.02	\$26.32	\$35.68	\$43.36	\$72,825
53-7062	Laborers & Freight, Stock, & Material Movers, Hand	19,292	\$16.05	\$11.06	\$14.00	\$18.50	\$33,398
17-1012	Landscape Architects	510	\$29.62	\$22.59	\$28.17	\$35.78	\$61,602
37-1012	Landscape, Lawn, Groundskeep Wkrs, 1st-Line Spvrs	909	\$24.36	\$18.53	\$24.08	\$28.29	\$50,668
37-3011	Landscaping & Groundskeeping Wkrs	8,733	\$15.53	\$12.48	\$14.53	\$17.69	\$32,287
51-4034	Lathe Setters/Ops/Tenders, Metal/Plastic	307	\$20.66	\$15.58	\$20.78	\$25.59	\$42,976
51-6011	Laundry & Dry-Cleaning Wkrs	1,117	\$12.55	\$10.46	\$12.10	\$14.34	\$26,122
25-1112	Law Teachers, Postsecondary	155					\$103,190
23-1011	Lawyers	7,192	\$61.46	\$36.94	\$54.09	\$75.74	\$127,839
51-4192	Lay-Out Wkrs, Metal & Plastic	236	\$26.15	\$19.32	\$25.85	\$32.12	\$54,396
43-6012	Legal Secretaries	1,753	\$26.03	\$20.55	\$25.90	\$32.09	\$54,139
23-2099	Legal Support Wkrs, All Other	539	\$31.15	\$24.57	\$27.89	\$35.84	\$64,792
11-1031	Legislators	148					\$74,818
25-4021	Librarians	1,608	\$33.56	\$30.02	\$33.52	\$37.24	\$69,807

SOC Code	Seattle-Bellevue-Everett, WA MD Occupational Title	Estimated Employment	Average Wage	Percentiles 25th	Percentiles 50th	Percentiles 75th	Annual Wage
43-4121	Library Assistants, Clerical	956	\$12.93	\$11.12	\$12.69	\$14.13	\$26,912
25-1082	Library Science Teachers, Postsecondary	71					\$87,371
25-4031	Library Technicians	1,360	\$20.49	\$17.77	\$20.40	\$22.77	\$42,615
29-2061	Licensed Practical & Licensed Vocational Nurses	2,645	\$25.55	\$23.07	\$25.72	\$28.31	\$53,154
19-1099	Life Scientists, All Other	290	\$43.45	\$31.89	\$37.59	\$59.32	\$90,371
19-4099	Life, Physical, & Social Science Technicians, A/O	403	\$24.46	\$20.03	\$23.14	\$28.96	\$50,884
33-9092	Lifeguards, Ski Patrol, Recreational Protective Svc Wkrs	1,222	\$11.56	\$9.72	\$10.76	\$11.92	\$24,050
13-2071	Loan Counselors	300	\$19.15	\$16.23	\$18.17	\$21.58	\$39,847
43-4131	Loan Interviewers & Clerks	2,039	\$17.32	\$13.43	\$17.16	\$21.02	\$36,028
13-2072	Loan Officers	2,828	\$40.56	\$27.33	\$34.10	\$46.26	\$84,381
39-3093	Locker Room, Coatroom, & Dressing Room Attendants	162	\$11.42	\$9.59	\$10.84	\$12.64	\$23,742
49-9094	Locksmiths & Safe Repairers	170	\$21.18	\$11.84	\$22.89	\$27.38	\$44,047
11-9081	Lodging Mgrs	190	\$27.45	\$18.44	\$24.52	\$33.88	\$57,104
45-4022	Logging Equipment Operators	86	\$27.66	\$19.93	\$24.77	\$32.05	\$57,537
13-1081	Logisticians	5,770	\$41.18	\$32.52	\$39.09	\$46.56	\$85,658
53-7063	Machine Feeders & Offbearers	452	\$14.36	\$11.24	\$14.20	\$17.26	\$29,865
51-4041	Machinists	3,090	\$25.82	\$19.51	\$24.73	\$32.34	\$53,689
29-2035	Magnetic Resonance Imaging Technologists	447	\$38.21	\$32.76	\$39.08	\$44.80	\$79,478
37-2012	Maids & Housekeeping Cleaners	7,276	\$12.26	\$9.76	\$11.44	\$13.99	\$25,496
43-9051	Mail Clerks & Mail Machine Ops, Not Postal Svc	919	\$14.70	\$11.08	\$13.86	\$17.66	\$30,582
49-9071	Maintenance and Repair Workers, General	11,945	\$20.59	\$15.55	\$18.99	\$25.91	\$42,821
49-9043	Maintenance Wkrs, Machinery	471	\$23.69	\$20.18	\$23.59	\$28.08	\$49,288
13-1111	Management Analysts	9,238	\$45.82	\$33.79	\$43.59	\$55.32	\$95,306
39-5092	Manicurists & Pedicurists	1,368	\$12.24	\$10.07	\$10.89	\$11.73	\$25,448
17-2121	Marine Engineers & Naval Architects	290	\$43.28	\$35.52	\$41.80	\$47.45	\$90,021
13-1161	Market Research Analysts	9,886	\$40.57	\$25.34	\$38.52	\$54.00	\$84,400
11-2021	Marketing Mgrs	4,955	\$65.90	\$49.49	\$62.90	\$79.06	\$137,073
21-1013	Marriage & Family Therapists	262	\$20.95	\$16.90	\$20.28	\$24.88	\$43,584
31-9011	Massage Therapists	1,743	\$27.80	\$21.31	\$29.38	\$34.30	\$57,825
53-7199	Material Moving Wkrs, All Other	273					
25-1022	Mathematical Science Teachers, Postsecondary	324					\$89,718
15-2021	Mathematicians	99	\$57.56	\$47.21	\$61.14	\$71.53	\$119,706
51-3022	Meat, Poultry, & Fish Cutters & Trimmers	3,053	\$14.65	\$10.00	\$11.58	\$18.18	\$30,471
49-9011	Mechanical Door Repairers	238	\$19.87	\$14.88	\$19.99	\$24.47	\$41,323
17-3013	Mechanical Drafters	2,251	\$36.43	\$30.02	\$37.00	\$43.53	\$75,765
17-3027	Mechanical Engineering Technicians	621	\$30.19	\$25.78	\$29.90	\$35.12	\$62,786
17-2141	Mechanical Engineers	3,503	\$45.42	\$36.81	\$45.04	\$54.61	\$94,470
49-1011	Mechanics, Installers, Repairers, 1st-Ln Sprvs/Mgrs	4,011	\$34.27	\$26.82	\$33.09	\$40.23	\$71,268
27-4099	Media & Communication Equipment Wkrs, All Other	105	\$28.46	\$16.67	\$24.67	\$39.35	\$59,201
27-3099	Media & Communication Wkrs, All Other	367	\$25.60	\$18.21	\$25.29	\$29.50	\$53,251
29-2012	Medical & Clinical Laboratory Technicians	1,259	\$21.20	\$17.09	\$20.18	\$23.45	\$44,091
29-2011	Medical & Clinical Laboratory Technologists	1,949	\$31.60	\$26.81	\$31.31	\$36.02	\$65,725
11-9111	Medical & Health Svcs Mgrs		\$54.97	\$40.47	\$50.93	\$63.65	\$114,341
21-1022	Medical & Public Health Social Wkrs	1,398	\$27.86	\$22.11	\$27.46	\$33.62	\$57,933
51-9082	Medical Appliance Technicians		\$18.16	\$13.83	\$19.13	\$21.69	\$37,770
31-9092	Medical Assistants	6,097	\$18.75	\$16.21	\$18.27	\$21.27	\$39,013
31-9093	Medical Equipment Preparers	808	\$17.91	\$14.69	\$17.18	\$20.56	\$37,265
49-9062	Medical Equipment Repairers	662	\$25.33	\$18.63	\$24.83	\$32.33	\$52,689
29-2071	Medical Records & Health Information Technicians	2,319	\$20.78	\$16.42	\$19.15	\$24.12	\$43,212
19-1042	Medical Scientists, Not Epidemiologists	3,871	\$37.19	\$22.47	\$29.18	\$42.89	\$77,354
43-6013	Medical Secretaries	6,690	\$20.33	\$17.07	\$19.88	\$23.29	\$42,298
31-9094	Medical Transcriptionists	854	\$16.65	\$9.57	\$16.19	\$21.72	\$34,620
13-1121	Meeting & Convention Planners		\$23.39	\$18.21	\$21.43	\$26.11	\$48,652
21-1023	Mental Health & Substance Abuse Social Wkrs	790	\$21.74	\$16.35	\$19.69	\$27.17	\$45,225
21-1014	Mental Health Counselors	1,470	\$22.15	\$17.80	\$21.44	\$25.91	\$46,070
27-1026	Merchandise Displayers & Window Trimmers	1,308	\$15.88	\$12.39	\$14.45	\$19.14	\$33,031
51-4199	Metal Wkrs & Plastic Wkrs, All Other	201	\$18.71	\$12.15	\$16.73	\$24.72	\$38,924
51-4051	Metal-Refining Furnace Operators & Tenders		\$31.98	\$19.52	\$38.71	\$42.90	\$66,502
43-5041	Meter Readers, Utilities	163	\$24.44	\$20.80	\$22.93	\$27.13	\$50,833
11-9199	Mgrs, All Other	4,431	\$53.76	\$40.50	\$51.55	\$64.52	\$111,816
19-1022	Microbiologists	334	\$33.80	\$24.82	\$31.95	\$39.74	\$70,292
25-2022	Middle School Teachers (Not Special Ed & Vocational)	3,483					\$61,396

SOC Code	Seattle-Bellevue-Everett, WA MD Occupational Title	Estimated Employment	Average Wage	Percentiles			Annual Wage
				25th	50th	75th	
51-4035	Milling/Planing Mach Setters, Ops/Tenders, Mtl/Plastic	369	\$24.24	\$16.73	\$22.45	\$32.70	\$50,422
49-9044	Millwrights		\$35.89	\$32.25	\$35.90	\$40.90	\$74,646
17-2151	Mining & Geological Engineers (Inc Mining Safety)	27	\$41.16	\$30.32	\$38.92	\$46.50	\$85,616
51-9023	Mixing & Blending Machine Setters, Ops, & Tenders	526	\$18.12	\$13.21	\$16.21	\$22.36	\$37,690
49-3042	Mobile Heavy Equipment Mechanics, Not Engines	1,108	\$27.63	\$21.72	\$26.62	\$33.20	\$57,454
51-4061	Model Makers, Metal & Plastic	24	\$29.15	\$25.33	\$30.73	\$34.68	\$60,638
51-4072	Mold/Coremaking/Casting Mach Set/Op/Tend, Mtl/Plastic	737	\$15.92	\$12.48	\$14.64	\$18.72	\$33,114
51-9195	Molders, Shapers, & Casters, Not Metal & Plastic	344	\$17.97	\$13.69	\$17.34	\$21.96	\$37,396
39-4031	Morticians, Undertakers, and Funeral Directors	225	\$20.07	\$16.93	\$19.60	\$22.38	\$41,751
53-3099	Motor Vehicle Operators, All Other	376	\$12.82	\$9.54	\$12.27	\$14.26	\$26,667
49-3051	Motorboat Mechanics	157	\$19.96	\$16.68	\$19.41	\$23.17	\$41,526
53-5022	Motorboat Operators		\$30.80	\$27.37	\$30.09	\$31.22	\$64,048
49-3052	Motorcycle Mechanics	104	\$22.03	\$19.39	\$22.07	\$25.68	\$45,817
27-1014	Multi-Media Artists & Animators	2,328	\$33.62	\$22.68	\$31.33	\$43.04	\$69,927
51-4081	Multiple Machine Tool Setters/Ops/Tenders, Mtl/Plastic	482	\$17.45	\$11.86	\$15.11	\$20.36	\$36,292
25-4013	Museum Technicians & Conservators	155	\$21.36	\$15.98	\$19.98	\$23.53	\$44,419
27-2041	Music Directors & Composers	89	\$37.72	\$20.75	\$27.78	\$47.48	\$78,455
49-9063	Musical Instrument Repairers & Tuners		\$14.97	\$12.41	\$14.65	\$17.46	\$31,135
27-2042	Musicians & Singers	609	\$31.76	\$18.13	\$29.15	\$42.97	
11-9121	Natural Sciences Mgrs	928	\$67.37	\$49.24	\$61.45	\$79.35	\$140,124
15-1142	Network and Computer Systems Administrators	5,222	\$39.37	\$31.24	\$38.40	\$46.09	\$81,885
43-4141	New Accounts Clerks	714	\$18.65	\$16.28	\$18.10	\$20.85	\$38,802
39-2021	Nonfarm Animal Caretakers	1,755	\$13.45	\$9.92	\$11.34	\$14.48	\$27,979
41-1012	Non-Retail Sales Wkrs, 1st-Line Spvrs of	3,719	\$39.78	\$26.36	\$35.77	\$50.60	\$82,735
29-2033	Nuclear Medicine Technologists	178	\$42.80	\$38.04	\$42.75	\$47.97	\$89,022
51-4012	Numerical Tool & Process Control Programmers	717	\$34.32	\$30.53	\$34.29	\$39.31	\$71,379
29-1151	Nurse Anesthetists	61	\$91.75	\$70.98	\$82.08	\$91.28	\$190,841
29-1161	Nurse Midwives		\$50.09	\$34.64	\$41.55	\$49.30	\$104,192
29-1171	Nurse Practitioners	1,056	\$47.71	\$41.71	\$48.26	\$54.61	\$99,248
31-1014	Nursing Assistants	9,403	\$15.17	\$12.73	\$14.60	\$17.35	\$31,548
25-1072	Nursing Instructors & Teachers, Postsecondary	544					\$74,629
29-1064	Obstetricians & Gynecologists		\$121.42	\$91.25	\$91.29	\$91.33	\$252,543
29-9011	Occupational Health & Safety Specialists	870	\$38.66	\$31.90	\$39.24	\$44.25	\$80,408
29-9012	Occupational Health & Safety Technicians	64	\$25.86	\$21.10	\$24.97	\$29.83	\$53,782
31-2012	Occupational Therapist Aides	29	\$17.57	\$15.34	\$17.06	\$19.06	\$36,538
31-2011	Occupational Therapist Assistants	210	\$28.54	\$24.86	\$28.23	\$32.67	\$59,368
29-1122	Occupational Therapists	1,163	\$38.64	\$34.98	\$39.82	\$43.81	\$80,372
43-1011	Office & Admin Support Wkrs, 1st-Line Spvrs of	11,747	\$29.46	\$21.85	\$27.87	\$34.91	\$61,261
43-9199	Office & Administrative Support Wkrs, All Other	3,494	\$18.23	\$14.56	\$17.98	\$21.54	\$37,907
43-9061	Office Clerks, General	19,929	\$16.39	\$12.26	\$15.32	\$19.13	\$34,096
43-9071	Office Machine Operators, Not Computer	634	\$14.55	\$11.30	\$13.68	\$17.43	\$30,251
47-2073	Operating Engineers/Construction Equipment Ops	2,220	\$29.55	\$24.69	\$30.97	\$34.64	\$61,461
15-2031	Operations Research Analysts	1,761	\$41.75	\$34.15	\$40.90	\$46.84	\$86,839
51-9083	Ophthalmic Laboratory Technicians	463	\$17.19	\$13.14	\$17.19	\$20.69	\$35,766
29-2057	Ophthalmic Medical Technicians	242	\$23.01	\$18.13	\$22.69	\$26.72	\$47,856
29-2081	Opticians, Dispensing	605	\$22.69	\$20.22	\$22.46	\$25.84	\$47,184
29-1041	Optometrists	145	\$58.69	\$47.17	\$57.26	\$76.08	\$122,081
29-1022	Oral & Maxillofacial Surgeons		\$120.84	\$91.23	\$91.23	\$91.23	\$251,347
43-4151	Order Clerks	3,721	\$18.47	\$14.23	\$17.95	\$22.23	\$38,413
31-1015	Orderlies	177	\$15.01	\$12.46	\$14.30	\$17.60	\$31,220
29-2091	Orthotists & Prosthetists	58	\$31.66	\$23.48	\$31.05	\$40.11	\$65,855
49-3053	Outdoor Power Equipment & Other Small Engine Mechanics	116	\$17.54	\$15.02	\$17.45	\$20.24	\$36,484
51-9111	Packaging & Filling Machine Operators & Tenders	1,533	\$15.14	\$10.84	\$13.78	\$18.36	\$31,476
53-7064	Packers & Packagers, Hand	5,738	\$11.82	\$9.39	\$9.70	\$12.62	\$24,597
47-3014	Painter, Paperhanger, Plasterer, Stucco Helpers		\$14.42	\$12.90	\$13.94	\$15.01	\$29,992
47-2141	Painters, Construction & Maintenance	3,633	\$19.86	\$15.87	\$18.32	\$24.65	\$41,293
51-9122	Painters, Transportation Equipment	1,089	\$26.32	\$19.08	\$28.44	\$33.55	\$54,761
51-9123	Painting, Coating, & Decorating Wkrs	93	\$19.28	\$13.61	\$17.40	\$25.57	\$40,112
51-9196	Paper Goods Machine Setters, Operators, & Tenders	705	\$18.13	\$12.51	\$16.55	\$21.46	\$37,703
23-2011	Paralegals & Legal Assistants	3,358	\$27.57	\$19.23	\$27.31	\$33.77	\$57,347
33-3041	Parking Enforcement Wkrs	172	\$24.34	\$22.62	\$25.07	\$27.22	\$50,625
53-6021	Parking Lot Attendants	2,666	\$11.83	\$9.85	\$10.95	\$12.49	\$24,617

SOC Code	Seattle-Bellevue-Everett, WA MD Occupational Title	Estimated Employment	Average Wage	Percentiles 25th	Percentiles 50th	Percentiles 75th	Annual Wage
41-2022	Parts Salespersons	2,049	\$17.35	\$12.88	\$17.07	\$21.26	\$36,089
51-4062	Patternmakers, Metal & Plastic		\$31.08	\$30.52	\$32.65	\$34.76	\$64,632
47-2071	Paving, Surfacing, & Tamping Equipment Operators	389	\$20.81	\$14.33	\$19.94	\$26.69	\$43,284
43-3051	Payroll & Timekeeping Clerks	1,740	\$21.96	\$18.78	\$21.63	\$25.39	\$45,666
29-1065	Pediatricians, General	355	\$82.77	\$64.55	\$75.40	\$91.25	\$172,170
39-9021	Personal & Home Care Aides	9,102	\$11.66	\$10.36	\$11.25	\$12.75	\$24,247
39-9099	Personal Care & Svc Wkrs, All Other	632	\$11.53	\$9.35	\$10.70	\$12.83	\$23,972
13-2052	Personal Financial Advisors	2,382	\$47.82	\$25.44	\$35.93	\$61.71	\$99,467
39-1021	Personal Svc Wkrs, 1st-Line Supervisors/Mgrs of	1,948	\$22.37	\$15.82	\$21.69	\$27.72	\$46,534
37-2021	Pest Control Wkrs	256	\$22.59	\$18.03	\$21.84	\$27.05	\$46,987
37-3012	Pesticide Handlers, Sprayers, & Applicators, Vegetation		\$16.29	\$13.27	\$15.24	\$18.67	\$33,899
29-1051	Pharmacists	2,736	\$56.51	\$51.11	\$56.66	\$64.32	\$117,536
31-9095	Pharmacy Aides	275	\$14.16	\$11.24	\$14.15	\$16.69	\$29,451
29-2052	Pharmacy Technicians	3,325	\$20.23	\$17.41	\$20.20	\$22.78	\$42,074
25-1126	Philosophy & Religion Teachers, Postsecondary	302					\$71,121
31-9097	Phlebotomists	754	\$17.77	\$15.45	\$17.37	\$19.92	\$36,974
27-4021	Photographers	904	\$15.04	\$9.40	\$11.13	\$17.97	\$31,285
51-9151	Photographic Process Workers & Machine Operators	520	\$15.93	\$9.44	\$13.76	\$20.42	\$33,127
29-1069	Phys/Surgeons, A/O (Cardiologists, Dermatologists, etc)	2,287	\$92.19	\$63.28	\$91.24	\$91.31	\$191,769
19-2099	Physical Scientists, All Other	207	\$46.68	\$35.82	\$46.81	\$55.31	\$97,081
31-2022	Physical Therapist Aides	264	\$13.82	\$11.93	\$13.58	\$15.57	\$28,743
31-2021	Physical Therapist Assistants	672	\$27.17	\$22.04	\$28.86	\$33.48	\$56,515
29-1123	Physical Therapists	2,164	\$40.06	\$35.06	\$40.28	\$44.95	\$83,327
29-1071	Physician Assistants	1,146	\$50.08	\$42.72	\$49.28	\$57.67	\$104,174
19-2012	Physicists	402	\$59.79	\$46.48	\$63.25	\$74.85	\$124,350
25-1054	Physics Teachers, Postsecondary	177					\$90,743
47-2072	Pile-Driver Operators	130	\$31.33	\$24.81	\$33.09	\$37.60	\$65,171
47-3015	Pipelayer, Plumber, Pipefitter, Steamfitter Helpers	309	\$16.58	\$12.44	\$14.11	\$17.10	\$34,475
47-2151	Pipelayers	647	\$26.73	\$22.75	\$27.24	\$32.02	\$55,595
51-8099	Plant & System Operators, All Other		\$27.42	\$25.44	\$29.24	\$32.24	\$57,024
47-2161	Plasterers & Stucco Masons		\$25.42	\$22.30	\$25.23	\$27.88	\$52,867
51-4193	Plating/Coating Machine Setters/Ops/Tenders, Mtl/Plastic	152	\$18.23	\$15.67	\$17.77	\$21.00	\$37,905
47-2152	Plumbers, Pipefitters, & Steamfitters	2,683	\$33.02	\$26.09	\$32.27	\$39.64	\$68,677
29-1081	Podiatrists	61	\$82.75	\$67.49	\$80.74	\$91.26	\$172,127
33-1012	Police & Detectives, 1st-Line Supervisors/Mgrs of	754	\$50.32	\$43.43	\$50.26	\$56.19	\$104,668
33-3051	Police & Sheriff's Patrol Officers	3,242	\$37.85	\$32.47	\$37.46	\$43.74	\$78,741
43-5031	Police, Fire, & Ambulance Dispatchers	574	\$26.62	\$23.94	\$26.62	\$29.55	\$55,361
25-1065	Political Science Teachers, Postsecondary	232					\$85,464
19-3094	Political Scientists	78	\$34.26	\$23.70	\$32.11	\$35.87	\$71,254
43-5051	Postal Svc Clerks	572	\$25.02	\$25.87	\$25.87	\$25.88	\$52,037
43-5052	Postal Svc Mail Carriers	2,496	\$26.56	\$26.23	\$27.53	\$27.54	\$55,240
43-5053	Postal Svc Mail Sorters/Processors/Processing Mach Ops	1,664	\$25.25	\$25.82	\$25.87	\$25.88	\$52,511
11-9131	Postmasters & Mail Superintendents	45	\$39.73	\$32.76	\$39.22	\$46.85	\$82,645
25-1199	Postsecondary Teachers, All Other	536					\$76,402
51-4052	Pourers & Casters, Metal	33	\$15.79	\$12.31	\$13.93	\$17.83	\$32,844
51-8012	Power Distributors & Dispatchers	119	\$44.57	\$36.11	\$47.68	\$53.08	\$92,701
51-8013	Power Plant Operators	129	\$37.89	\$33.91	\$38.77	\$43.06	\$78,823
49-9069	Precision Instrument & Equipment Repairers, A/O		\$35.89	\$32.47	\$36.39	\$41.61	\$74,642
51-5111	Prepress Technicians and Workers	548	\$16.92	\$11.32	\$14.92	\$21.41	\$35,186
25-2011	Preschool Teachers, Not Special Education	3,475	\$14.30	\$11.95	\$13.88	\$16.32	\$29,752
51-6021	Pressers, Textile, Garment, & Related Materials	730	\$15.12	\$11.54	\$15.68	\$17.97	\$31,448
51-5113	Print Binding and Finishing Workers	339	\$15.61	\$12.06	\$14.82	\$18.88	\$32,477
51-5112	Printing Press Operators	1,426	\$21.15	\$16.57	\$20.94	\$26.00	\$43,987
33-9021	Private Detectives & Investigators	161	\$32.61	\$27.81	\$32.69	\$36.72	\$67,834
21-1092	Probation Officers & Correctional Treatment Specialists	508	\$27.13	\$23.62	\$25.12	\$28.74	\$56,428
43-3061	Procurement Clerks	491	\$20.03	\$16.82	\$20.17	\$22.93	\$41,663
27-2012	Producers & Directors	1,402	\$28.70	\$9.37	\$25.51	\$37.31	\$59,693
51-1011	Production & Operating Wkrs, 1st-Line Spvrs of	5,210	\$32.76	\$24.18	\$32.18	\$41.29	\$68,143
51-9199	Production Wkrs, All Other	2,481	\$16.78	\$10.28	\$13.15	\$21.56	\$34,894
51-9198	Production Worker Helpers	1,652	\$13.78	\$10.55	\$13.26	\$15.81	\$28,661
43-5061	Production, Planning, & Expediting Clerks	3,079	\$25.84	\$19.74	\$23.90	\$30.22	\$53,743
43-9081	Proofreaders & Copy Markers	92	\$19.38	\$14.02	\$19.65	\$23.75	\$40,314

SOC Code	Seattle-Bellevue-Everett, WA MD Occupational Title	Estimated Employment	Average Wage	Percentiles			Annual Wage
				25th	50th	75th	
11-9141	Property, Real Estate, & Community Association Mgrs	2,675	\$34.27	\$23.98	\$29.39	\$41.10	\$71,289
33-1099	Protective Svc Wkrs A/O, 1st-Line Spvrs of	993	\$24.55	\$14.93	\$21.78	\$32.46	\$51,080
33-9099	Protective Svc Wkrs, All Other	554	\$19.34	\$14.20	\$17.09	\$22.94	\$40,221
31-1013	Psychiatric Aides	146	\$14.04	\$11.69	\$13.44	\$15.16	\$29,205
29-2053	Psychiatric Technicians	148	\$22.53	\$17.56	\$21.56	\$27.34	\$46,868
29-1066	Psychiatrists	182	\$84.76	\$72.47	\$82.70	\$91.25	\$176,298
19-3039	Psychologists, All Other	174	\$39.21	\$27.39	\$43.30	\$51.05	\$81,561
25-1066	Psychology Teachers, Postsecondary	328					\$72,863
27-3012	Public Address System & Other Announcers	64	\$16.75	\$9.56	\$15.32	\$17.37	\$34,825
11-2031	Public Relations Mgrs	1,264	\$51.18	\$38.49	\$49.72	\$61.81	\$106,457
27-3031	Public Relations Specialists	3,166	\$31.24	\$23.46	\$29.35	\$37.15	\$64,985
13-1021	Purchasing Agents & Buyers, Farm Products	128	\$27.71	\$21.69	\$26.98	\$32.77	\$57,633
13-1023	Purchasing Agents (Not Wholesale/Retail/Farm Prdcts)	5,818	\$35.54	\$27.73	\$35.52	\$43.54	\$73,921
11-3061	Purchasing Mgrs	1,290	\$57.87	\$43.44	\$55.05	\$69.00	\$120,368
29-1124	Radiation Therapists	159	\$51.07	\$42.19	\$49.44	\$57.78	\$106,212
27-3011	Radio & Television Announcers		\$30.08	\$14.14	\$22.07	\$40.72	\$62,561
49-2021	Radio Mechanics	256	\$32.87	\$29.86	\$35.84	\$41.45	\$68,373
29-2034	Radiologic Technologists & Technicians	1,633	\$34.45	\$28.96	\$33.89	\$39.95	\$71,666
49-3043	Rail Car Repairers		\$24.45	\$18.93	\$24.11	\$29.85	\$50,851
41-9021	Real Estate Brokers	271	\$32.65	\$14.24	\$25.60	\$40.69	\$67,902
41-9022	Real Estate Sales Agents	1,950	\$23.35	\$13.08	\$20.27	\$28.02	\$48,581
43-4171	Receptionists & Information Clerks	9,272	\$15.32	\$12.40	\$15.02	\$17.75	\$31,862
25-1193	Recreation & Fitness Studies Teachers, Postsecondary	103					\$51,703
39-9032	Recreation Wkrs	2,755	\$14.18	\$10.37	\$12.45	\$16.02	\$29,495
29-1125	Recreational Therapists	129	\$24.40	\$18.58	\$22.69	\$31.07	\$50,740
49-3092	Recreational Vehicle Svc Technicians	86	\$24.86	\$22.42	\$25.67	\$28.09	\$51,702
53-7081	Refuse & Recyclable Material Collectors	556	\$23.04	\$19.37	\$23.93	\$27.09	\$47,929
29-1141	Registered Nurses	21,002	\$39.39	\$32.60	\$39.18	\$45.63	\$81,940
21-1015	Rehabilitation Counselors	2,870	\$20.70	\$15.61	\$18.39	\$24.18	\$43,045
47-2171	Reinforcing Iron & Rebar Wkrs	278	\$35.38	\$31.98	\$38.20	\$42.10	\$73,599
21-2099	Religious Wkrs, All Other	75	\$16.44	\$11.94	\$13.70	\$19.57	\$34,197
27-3022	Reporters & Correspondents	310	\$22.23	\$13.49	\$17.94	\$25.02	\$46,235
43-4181	Reservation/Transportation Ticket Agents/Travel Clerks	846	\$17.44	\$13.04	\$18.64	\$21.49	\$36,267
39-9041	Residential Advisors		\$14.50	\$11.55	\$14.41	\$17.23	\$30,172
29-1126	Respiratory Therapists	596	\$32.75	\$28.55	\$33.02	\$37.14	\$68,116
29-2054	Respiratory Therapy Technicians	119	\$31.52	\$26.60	\$32.67	\$37.23	\$65,574
41-1011	Retail Sales Wkrs, 1st-Line Supervisors/Mgrs of	10,253	\$23.09	\$16.91	\$20.88	\$25.63	\$48,030
41-2031	Retail Salespersons	47,387	\$15.28	\$9.97	\$12.23	\$17.31	\$31,777
49-9096	Riggers	84	\$24.65	\$18.53	\$24.91	\$32.02	\$51,254
51-4023	Rolling Machine Setters, Ops, & Tenders, Mtl/Plastic		\$20.90	\$17.39	\$20.80	\$23.17	\$43,487
47-2181	Roofers	1,353	\$22.33	\$16.36	\$21.32	\$28.92	\$46,448
53-5011	Sailors & Marine Oilers	1,961	\$23.32	\$21.60	\$23.37	\$25.82	\$48,495
41-9099	Sales & Related Wkrs, All Other	1,374	\$17.23	\$11.04	\$15.15	\$21.82	\$35,842
41-9031	Sales Engineers	849	\$60.63	\$41.60	\$53.96	\$71.28	\$126,107
11-2022	Sales Mgrs	5,582	\$65.38	\$43.60	\$59.77	\$80.55	\$135,984
41-3099	Sales Reps, Svcs, All Other	8,776	\$31.40	\$18.22	\$28.36	\$41.45	\$65,305
41-4012	Sales Reps, Wholesale/Manuf (Not Tech/Sci Prdcts)	19,720	\$34.90	\$20.83	\$30.95	\$44.63	\$72,593
41-4011	Sales Reps, Wholesale/Manuf, Tech.Scientific Prdcts	5,200	\$50.36	\$33.02	\$45.82	\$62.61	\$104,760
51-7041	Sawing Machine Setters, Ops, & Tenders, Wood	241	\$17.05	\$13.98	\$16.71	\$19.52	\$35,460
25-2031	Secondary School Teachers (Not Special/Voc Ed)	5,133					\$62,519
43-6014	Secretaries, Not Legal, Medical, & Executive	15,207	\$19.68	\$16.21	\$19.47	\$23.02	\$40,917
41-3031	Securities, Commodities, & Financial Svcs Sales Agents	3,010	\$39.64	\$18.64	\$28.24	\$53.23	\$82,451
49-2098	Security & Fire Alarm Systems Installers	722	\$25.05	\$21.80	\$25.77	\$28.58	\$52,105
33-9032	Security Guards	8,787	\$17.18	\$11.37	\$14.19	\$19.43	\$35,718
25-3021	Self-Enrichment Education Teachers	2,916	\$21.04	\$13.89	\$19.55	\$27.13	\$43,771
51-9141	Semiconductor Processors		\$17.95	\$15.41	\$17.49	\$20.20	\$37,347
51-9012	Separating & Filtering Machine Setters/Ops/Tndrs	252	\$20.77	\$13.77	\$21.53	\$26.54	\$43,195
47-4071	Septic Tank Svcrs & Sewer Pipe Cleaners		\$23.87	\$20.88	\$23.72	\$27.20	\$49,649
27-1027	Set & Exhibit Designers	37	\$21.33	\$18.88	\$20.95	\$23.00	\$44,352
51-6031	Sewing Machine Operators	1,457	\$13.13	\$10.42	\$11.80	\$15.45	\$27,307
47-2211	Sheet Metal Wkrs	1,550	\$28.94	\$20.39	\$29.78	\$37.67	\$60,191
53-5031	Ship Engineers	766	\$38.15	\$28.11	\$35.40	\$45.42	\$79,367

SOC Code	Seattle-Bellevue-Everett, WA MD Occupational Title	Estimated Employment	Average Wage	Percentiles			Annual Wage
				25th	50th	75th	
43-5071	Shipping, Receiving, & Traffic Clerks	7,735	\$18.34	\$13.55	\$16.92	\$21.49	\$38,134
51-6041	Shoe & Leather Wkrs & Repairers		\$13.70	\$12.26	\$13.53	\$14.80	\$28,499
39-5094	Skin Care Specialists	535	\$17.48	\$9.39	\$16.85	\$22.06	\$36,362
51-3023	Slaughterers & Meat Packers	259	\$13.17	\$9.66	\$11.90	\$14.57	\$27,388
39-1012	Slot Key Persons	62	\$19.88	\$14.52	\$18.65	\$25.61	\$41,354
11-9151	Social & Community Svc Mgrs	1,120	\$35.54	\$27.29	\$33.25	\$40.70	\$73,925
21-1093	Social & Human Svc Assistants	3,810	\$14.24	\$11.10	\$13.24	\$16.36	\$29,621
19-4061	Social Science Research Assistants	258	\$18.45	\$15.93	\$17.68	\$19.78	\$38,380
25-1069	Social Sciences Teachers, Postsecondary, A/O	56					\$69,308
19-3099	Social Scientists & Related Wkrs, All Other	360	\$35.35	\$26.64	\$35.77	\$42.27	\$73,513
21-1029	Social Wkrs, All Other	506	\$24.31	\$16.02	\$22.95	\$32.83	\$50,563
19-3041	Sociologists	119	\$30.68	\$25.09	\$28.37	\$37.76	\$63,827
25-1067	Sociology Teachers, Postsecondary	117					\$76,587
19-1013	Soil & Plant Scientists	27	\$30.45	\$26.31	\$32.09	\$35.82	\$63,345
27-4014	Sound Engineering Technicians	214	\$29.75	\$17.19	\$21.91	\$31.32	\$61,880
25-2052	Special Educ Teachers, Kindergarten, Elementary School	1,038					\$60,730
25-2059	Special Education Teachers, All Other	47					\$51,125
25-2053	Special Education Teachers, Middle School	415					\$60,652
25-2051	Special Education Teachers, Preschool	156					\$61,589
25-2054	Special Education Teachers, Secondary School	668					\$62,324
29-1127	Speech-Language Pathologists	1,219	\$35.51	\$27.55	\$36.10	\$43.45	\$73,867
51-8021	Stationary Engineers & Boiler Operators		\$29.53	\$26.16	\$31.34	\$35.19	\$61,405
43-9111	Statistical Assistants	450	\$21.98	\$19.99	\$21.75	\$23.63	\$45,720
15-2041	Statisticians	698	\$34.96	\$26.21	\$31.76	\$43.26	\$72,713
43-5081	Stock Clerks & Order Fillers	16,861	\$15.05	\$10.81	\$14.03	\$18.30	\$31,301
47-2022	Stonemasons		\$27.30	\$21.92	\$29.44	\$33.48	\$56,777
47-2221	Structural Iron & Steel Wkrs	511	\$32.51	\$24.85	\$33.29	\$40.39	\$67,621
51-2041	Structural Metal Fabricators & Fitters	590	\$23.08	\$17.24	\$21.79	\$27.77	\$48,003
21-1011	Substance Abuse & Behavioral Disorder Counselors	950	\$21.60	\$17.19	\$21.62	\$25.74	\$44,922
25-3098	Substitute teachers	7,122	\$19.33	\$17.35	\$19.41	\$21.45	\$40,203
53-4041	Subway & Streetcar Operators	109	\$25.93	\$25.01	\$26.77	\$28.53	\$53,951
29-1067	Surgeons	484	\$121.75	\$91.26	\$91.29	\$91.33	\$253,240
29-2055	Surgical Technologists	950	\$25.55	\$21.62	\$25.39	\$29.08	\$53,159
19-3022	Survey Researchers	96	\$31.54	\$23.55	\$28.42	\$39.65	\$65,620
17-3031	Surveying & Mapping Technicians	375	\$25.76	\$22.03	\$25.48	\$28.79	\$53,568
17-1022	Surveyors	321	\$32.66	\$27.21	\$33.26	\$38.04	\$67,938
53-6031	Svc Station Attendants	782	\$11.85	\$9.75	\$11.15	\$13.12	\$24,655
43-2011	Switchboard Operators, Including Answering Svc	809	\$15.37	\$12.88	\$15.06	\$17.78	\$31,957
51-6052	Tailors, Dressmakers, & Custom Sewers	315	\$17.42	\$15.14	\$17.03	\$19.60	\$36,238
53-7121	Tank Car, Truck, & Ship Loaders	183	\$28.57	\$20.99	\$31.50	\$35.65	\$59,434
47-2082	Tapers	779	\$23.20	\$17.88	\$23.99	\$28.12	\$48,259
13-2081	Tax Examiners, Collectors, & Revenue Agents	473	\$31.77	\$24.60	\$28.69	\$38.04	\$66,090
13-2082	Tax Preparers	636	\$18.86	\$12.83	\$14.67	\$19.14	\$39,243
53-3041	Taxi Drivers & Chauffeurs	2,227	\$12.81	\$9.55	\$11.12	\$14.83	\$26,640
25-9041	Teacher Assistants	12,013					\$32,482
25-3099	Teachers & Instructors, All Other	1,746					\$39,214
51-2092	Team Assemblers	2,846	\$14.99	\$12.23	\$14.08	\$17.06	\$31,176
27-3042	Tech Writers	1,269	\$42.50	\$35.37	\$43.14	\$51.25	\$88,415
49-2022	Telecom Equipment Installers & Repairers (Not Line)	2,077	\$29.13	\$21.97	\$29.55	\$34.41	\$60,589
49-9052	Telecommunications Line Installers & Repairers	1,055	\$24.90	\$20.81	\$25.36	\$28.58	\$51,786
41-9041	Telemarketers	1,634	\$12.88	\$9.93	\$11.57	\$14.20	\$26,798
43-2021	Telephone Operators	12	\$16.75	\$14.04	\$16.56	\$18.61	\$34,834
43-3071	Tellers	4,550	\$14.16	\$12.24	\$13.77	\$15.80	\$29,460
51-6062	Textile Cutting Machine Setters, Ops, & Tenders	45	\$14.17	\$12.33	\$13.92	\$16.04	\$29,491
51-6099	Textile, Apparel, & Furnishings Wkrs, All Other	144	\$13.76	\$11.76	\$13.31	\$14.83	\$28,630
29-1129	Therapists, All Other	48	\$32.87	\$22.34	\$34.10	\$44.47	\$68,384
47-2044	Tile & Marble Setters		\$26.15	\$24.09	\$26.41	\$28.73	\$54,392
49-3093	Tire Repairers & Changers	775	\$17.20	\$12.50	\$18.03	\$21.27	\$35,780
23-2093	Title Examiners, Abstractors, & Searchers	630	\$24.22	\$18.52	\$22.93	\$31.18	\$50,362
51-4111	Tool & Die Makers	1,197	\$30.40	\$28.28	\$32.64	\$35.55	\$63,235
51-4194	Tool Grinders, Filers, & Sharpeners	181	\$28.32	\$21.70	\$30.93	\$34.54	\$58,903
39-7011	Tour Guides and Escorts	220	\$13.15	\$9.54	\$11.19	\$14.87	\$27,353

SOC Code	Seattle-Bellevue-Everett, WA MD Occupational Title	Estimated Employment	Average Wage	Percentiles			Annual Wage
				25th	50th	75th	
53-6041	Traffic Technicians	62	\$25.15	\$22.06	\$25.80	\$28.81	\$52,312
11-3131	Training and Development Managers	448	\$54.68	\$40.87	\$52.33	\$67.18	\$113,717
13-1151	Training and Development Specialists	2,592	\$38.89	\$30.84	\$38.89	\$46.40	\$80,892
33-3052	Transit & Railroad Police	30	\$33.25	\$22.36	\$38.37	\$42.69	\$69,158
53-6051	Transportation Inspectors	435	\$27.77	\$10.95	\$14.59	\$46.98	\$57,759
33-9093	Transportation Security Screeners	859	\$18.22	\$15.13	\$18.20	\$20.14	\$37,892
53-6099	Transportation Wkrs, All Other	463	\$17.96	\$12.63	\$17.84	\$22.21	\$37,360
11-3071	Transportation, Storage, & Distribution Mgrs	1,935	\$50.49	\$36.58	\$47.99	\$61.17	\$105,035
53-1031	Transpnt/Material-Mvng Vehicle Ops, 1st-Ln Spvrs of	2,661	\$30.21	\$22.12	\$27.91	\$35.96	\$62,836
41-3041	Travel Agents	1,097	\$20.10	\$14.18	\$20.11	\$23.48	\$41,819
39-7012	Travel Guides		\$21.03	\$19.65	\$21.08	\$22.50	\$43,752
37-3013	Tree Trimmers & Pruners	376	\$19.07	\$14.85	\$17.53	\$23.63	\$39,655
53-3032	Truck Drivers, Heavy & Tractor-Trailer	9,930	\$22.17	\$18.37	\$21.34	\$25.22	\$46,113
53-3033	Truck Drivers, Light or Delivery Svcs	8,337	\$17.77	\$12.58	\$15.95	\$21.34	\$36,976
27-2023	Umpires, Referees, & Other Sports Officials						\$30,403
51-6093	Upholsterers	220	\$17.33	\$10.73	\$13.37	\$22.18	\$36,031
19-3051	Urban & Regional Planners	1,452	\$36.62	\$29.95	\$36.98	\$43.49	\$76,174
39-3031	Ushers, Lobby Attendants, & Ticket Takers	1,512	\$11.86	\$9.36	\$11.14	\$13.80	\$24,668
29-1131	Veterinarians	562	\$38.28	\$26.43	\$37.25	\$46.52	\$79,604
31-9096	Veterinary Assistants & Laboratory Animal Caretakers	793	\$12.92	\$11.09	\$12.76	\$14.27	\$26,880
29-2056	Veterinary Technologists & Technicians	900	\$16.36	\$14.22	\$16.18	\$18.03	\$34,020
25-2023	Vocational Education Teachers, Middle School	20					\$59,666
25-1194	Vocational Education Teachers, Postsecondary	2,487	\$29.75	\$22.80	\$27.86	\$35.74	\$61,881
25-2032	Vocational Education Teachers, Secondary School	690					\$63,177
35-3031	Waiters & Waitresses	20,223	\$13.61	\$9.33	\$12.15	\$14.56	\$28,309
51-8031	Water & Liquid Waste Treatment Plant & System Ops	545	\$31.89	\$28.43	\$32.30	\$35.57	\$66,328
15-1134	Web Developers	3,395	\$37.32	\$29.61	\$36.58	\$44.13	\$77,624
43-5111	Weighers, Measurers, Checkers, Samplers - Recordkeeping	409	\$16.58	\$12.65	\$16.06	\$20.42	\$34,502
51-4121	Welders, Cutters, Solderers, & Brazers	2,330	\$23.28	\$19.18	\$22.06	\$26.90	\$48,426
51-4122	Welding/Soldering/Brazing Machine Setters/Ops/Tenders	251	\$18.23	\$11.75	\$16.85	\$22.66	\$37,910
13-1022	Wholesale & Retail Buyers, Not Farm Products	2,530	\$33.05	\$21.27	\$27.35	\$37.86	\$68,744
51-7099	WoodWkrs, All Other		\$17.11	\$14.21	\$17.11	\$20.09	\$35,594
51-7042	Woodworking Machine Setters/Ops/Tenders (Not Sawing)	227	\$17.58	\$15.29	\$17.56	\$20.48	\$36,572
43-9022	Word Processors & Typists	441	\$21.65	\$16.14	\$20.61	\$26.68	\$45,028
27-3043	Writers & Authors	761	\$37.06	\$27.19	\$37.63	\$45.54	\$77,078
19-1023	Zoologists & Wildlife Biologists	893	\$37.01	\$27.29	\$33.81	\$44.98	\$76,986

Spokane, WA MSA
2013 Occupational Employment
and Wage Estimates
Includes Spokane County



SOC Code	Spokane, WA MSA Occupational Title	Estimated Employment	Average Wage	Percentiles			Annual Wage
				25th	50th	75th	
13-2011	Accountants & Auditors	1,564	\$28.90	\$21.71	\$27.03	\$34.09	\$60,128
15-2011	Actuaries		\$45.33	\$37.35	\$45.22	\$54.78	\$94,296
23-1021	Admin Law Judges, Adjudicators, & Hearing Officers	48					
11-3011	Administrative Svcs Mgrs	238	\$38.41	\$29.86	\$36.51	\$45.27	\$79,895
25-3011	Adult Literacy, Remedial Ed, GED Teachers/Inst	187	\$24.03	\$21.06	\$22.85	\$26.28	\$49,992
11-2011	Advertising & Promotions Mgrs	14	\$38.66	\$27.98	\$39.27	\$46.29	\$80,416
41-3011	Advertising Sales Agents	258	\$25.15	\$15.76	\$21.22	\$31.68	\$52,304
17-2011	Aerospace Engineers	31	\$38.66	\$32.14	\$38.08	\$44.28	\$80,408
45-2091	Agricultural Equipment Operators	19	\$14.60	\$13.00	\$14.66	\$16.52	\$30,368
49-3011	Aircraft Mechanics & Svc Technicians	419	\$25.31	\$23.68	\$25.87	\$27.86	\$52,658
39-3091	Amusement & Recreation Attendants	821	\$10.70	\$9.31	\$9.62	\$10.98	\$22,261
29-1061	Anesthesiologists	40	\$106.99	\$83.70	\$91.24	\$91.27	\$222,536
33-9011	Animal Control Wkrs	30	\$14.71	\$10.97	\$13.36	\$19.08	\$30,598
13-2021	Appraisers & Assessors of Real Estate	140	\$30.58	\$23.47	\$30.57	\$36.18	\$63,602
17-1011	Architects, Not Landscape & Naval	133	\$34.66	\$29.09	\$34.22	\$40.19	\$72,091
17-3011	Architectural & Civil Drafters	150	\$19.93	\$16.50	\$19.86	\$23.17	\$41,457
27-1011	Art Directors	20	\$43.76	\$34.85	\$40.84	\$47.01	\$91,014
25-1121	Art, Drama, & Music Teachers, Postsecondary	194					\$51,655
51-2099	Assemblers & Fabricators, All Other	673	\$14.97	\$11.30	\$14.24	\$17.27	\$31,132
29-9091	Athletic Trainers	22					\$39,775
19-2021	Atmospheric & Space Scientists	23	\$42.48	\$38.01	\$43.59	\$49.18	\$88,355
27-4011	Audio & Video Equipment Technicians		\$20.53	\$14.60	\$20.19	\$23.03	\$42,687
25-9011	Audio-Visual Collections Specialists	12	\$19.80	\$16.51	\$20.07	\$22.86	\$41,176
49-3021	Automotive Body & Related Repairers	428	\$17.90	\$9.44	\$15.82	\$25.03	\$37,236
49-3023	Automotive Svc Technicians & Mechanics	754	\$18.90	\$14.10	\$17.94	\$23.59	\$39,312
49-2091	Avionics Technicians		\$27.32	\$23.67	\$26.85	\$31.23	\$56,822
39-6011	Baggage Porters & Bellhops	53	\$9.78	\$9.26	\$9.36	\$10.12	\$20,331
51-3011	Bakers	327	\$14.26	\$10.76	\$14.13	\$17.45	\$29,657
35-3011	Bartenders	661	\$12.20	\$9.38	\$12.33	\$13.95	\$25,363
43-3011	Bill & Account Collectors	606	\$15.33	\$12.59	\$14.44	\$17.45	\$31,875
43-3021	Billing & Posting Clerks & Machine Operators	1,439	\$15.61	\$13.08	\$14.92	\$17.86	\$32,468
25-1042	Biological Science Teachers, Postsecondary	86					\$61,972
19-4021	Biological Technicians	76	\$20.74	\$16.76	\$19.95	\$24.99	\$43,140
47-2011	Boilermakers	11	\$33.14	\$30.46	\$33.16	\$35.87	\$68,927
43-3031	Bookkeeping, Accounting, & Auditing Clerks	3,271	\$17.06	\$13.65	\$16.75	\$20.29	\$35,487
47-2021	Brickmasons & Blockmasons	129	\$24.21	\$17.26	\$24.98	\$31.44	\$50,360
27-4012	Broadcast Technicians		\$17.29	\$11.61	\$14.05	\$20.26	\$35,963
43-4011	Brokerage Clerks	145	\$21.47	\$17.67	\$21.55	\$25.92	\$44,656
13-2031	Budget Analysts	60	\$33.87	\$28.32	\$31.88	\$40.81	\$70,455
49-3031	Bus & Truck Mechanics & Diesel Engine Specialists	222	\$22.64	\$19.96	\$22.97	\$26.21	\$47,079
53-3022	Bus Drivers, School	687	\$17.15	\$16.02	\$17.25	\$18.46	\$35,688
13-1199	Business Operations Specialists, All Other	1,047	\$30.32	\$22.25	\$28.78	\$36.44	\$63,055
25-1011	Business Teachers, Postsecondary	242					\$72,164
51-3021	Butchers & Meat Cutters	199	\$17.99	\$14.24	\$19.26	\$21.73	\$37,429
51-7011	Cabinetmakers & Bench Carpenters	191	\$14.87	\$13.04	\$14.16	\$15.62	\$30,930
27-4031	Camera Ops, Television, Video, & Motion Picture	74					
29-2031	Cardiovascular Technologists & Technicians	153	\$33.44	\$31.14	\$34.78	\$39.03	\$69,552
43-5011	Cargo & Freight Agents	42	\$27.04	\$15.79	\$28.35	\$36.78	\$56,253
47-3012	Carpenter Helpers		\$12.79	\$12.25	\$13.16	\$14.07	\$26,609
47-2031	Carpenters	1,223	\$22.14	\$17.35	\$21.31	\$26.24	\$46,049
17-1021	Cartographers & Photogrammetrists	35	\$32.81	\$29.83	\$33.40	\$37.17	\$68,251
41-2011	Cashiers	4,014	\$12.26	\$9.51	\$10.77	\$14.13	\$25,495
47-2051	Cement Masons & Concrete Finishers	302	\$21.48	\$16.62	\$20.61	\$26.25	\$44,678
51-9191	Cementing & Gluing Machine Operators & Tenders		\$15.20	\$12.45	\$14.02	\$17.08	\$31,618

SOC Code	Spokane, WA MSA Occupational Title	Estimated Employment	Average Wage	Percentiles			Annual Wage
				25th	50th	75th	
35-1011	Chefs & Head Cooks	105	\$19.00	\$15.28	\$17.75	\$20.80	\$39,508
19-4031	Chemical Technicians	52	\$21.57	\$15.92	\$23.89	\$27.26	\$44,875
25-1052	Chemistry Teachers, Postsecondary	53					\$55,411
19-2031	Chemists	36	\$33.27	\$28.75	\$32.70	\$36.52	\$69,201
11-1011	Chief Executives	204	\$86.60	\$59.55	\$80.62	\$91.41	\$180,123
39-9011	Child Care Wkrs	1,017	\$10.39	\$9.37	\$9.90	\$11.00	\$21,615
21-1021	Child, Family, & School Social Wkrs	614	\$20.71	\$14.14	\$22.48	\$26.06	\$43,076
29-1011	Chiropractors	35	\$84.42	\$50.52	\$84.09	\$91.26	\$175,586
17-3022	Civil Engineering Technicians	219	\$27.15	\$23.52	\$27.36	\$31.33	\$56,462
17-2051	Civil Engineers	532	\$35.77	\$30.22	\$34.22	\$40.76	\$74,412
13-1031	Claims Adjusters, Examiners, & Investigators	455	\$27.63	\$24.18	\$26.08	\$29.96	\$57,468
53-7061	Cleaners of Vehicles & Equipment	545	\$11.13	\$9.42	\$9.98	\$12.32	\$23,150
51-9192	Cleaning/Washing/Metal Pickling Equipment Ops/Tenders	44	\$14.33	\$12.29	\$13.29	\$14.30	\$29,803
21-2011	Clergy	48	\$25.96	\$23.51	\$26.41	\$28.91	\$53,986
19-3031	Clinical, Counseling, & School Psychologists	114	\$31.91	\$26.39	\$32.63	\$39.26	\$66,363
27-2022	Coaches & Scouts	548					\$34,806
51-9121	Coating/Painting/Spraying Machine Setters/Ops/Tenders	168	\$14.21	\$11.51	\$13.51	\$15.95	\$29,547
49-9091	Coin, Vending, & Amusement Machine Svcs & Repairers	81	\$14.63	\$10.29	\$14.88	\$17.23	\$30,425
35-3021	Comb Food Preparation & Serving Wkrs, Inc Fast Food	6,300	\$10.33	\$9.31	\$9.53	\$10.93	\$21,493
27-1021	Commercial & Industrial Designers	24	\$25.89	\$20.31	\$23.05	\$31.27	\$53,843
53-2012	Commercial Pilots	111					\$57,998
25-1122	Communications Teachers, Postsecondary	78					\$53,655
21-1099	Community & Social Svc Specialists, All Other	54	\$20.09	\$15.94	\$19.87	\$23.16	\$41,790
21-1094	Community Health Workers	12	\$20.53	\$12.35	\$24.38	\$26.92	\$42,688
11-3111	Compensation and Benefits Managers	16	\$47.75	\$38.89	\$45.47	\$57.95	\$99,305
13-1141	Compensation, Benefits, and Job Analysis Specialists	84	\$32.75	\$25.00	\$29.93	\$36.01	\$68,126
13-1041	Compliance Ofcrs (Not Ag/Const/Safety/Transportn)	412	\$28.47	\$23.62	\$26.69	\$30.97	\$59,212
11-3021	Computer & Information Systems Mgrs	342	\$52.47	\$41.80	\$50.22	\$58.95	\$109,139
17-2061	Computer Hardware Engineers	21	\$48.07	\$31.63	\$42.10	\$66.58	\$99,988
15-1143	Computer Network Architects	109	\$40.11	\$33.90	\$39.31	\$45.67	\$83,422
15-1152	Computer Network Support Specialists	266	\$28.33	\$22.25	\$30.09	\$34.14	\$58,923
15-1199	Computer Occupations, All Other	230	\$30.43	\$24.57	\$30.85	\$36.46	\$63,299
43-9011	Computer Operators	99	\$18.58	\$13.44	\$17.46	\$24.02	\$38,658
15-1131	Computer Programmers	294	\$28.17	\$21.67	\$27.30	\$33.97	\$58,586
25-1021	Computer Science Teachers, Postsecondary	59					\$55,797
15-1132	Computer Software Engineers, Applications	917	\$36.84	\$30.24	\$37.74	\$44.25	\$76,614
15-1133	Computer Software Engineers, Systems Software	104	\$45.43	\$34.95	\$42.30	\$52.21	\$94,492
15-1151	Computer Support Specialists	872	\$21.80	\$17.48	\$21.77	\$26.21	\$45,356
15-1121	Computer Systems Analysts	545	\$36.85	\$30.51	\$35.34	\$42.66	\$76,630
49-2011	Computer, Automated Teller, & Office Machine Repairers	233	\$16.20	\$12.43	\$14.29	\$17.93	\$33,694
51-4011	Computer-Controlled Machine Tool Ops, Mtl/Plastic	206	\$16.01	\$12.55	\$15.85	\$18.59	\$33,308
39-6012	Concierges	24	\$11.59	\$9.94	\$11.52	\$13.24	\$24,100
19-1031	Conservation Scientists	27	\$30.10	\$24.18	\$28.78	\$38.00	\$62,599
47-4011	Construction & Building Inspectors	121	\$28.20	\$24.31	\$29.26	\$32.92	\$58,668
47-4099	Construction & Related Wkrs, All Other	27	\$17.78	\$15.12	\$18.46	\$21.64	\$36,969
47-2061	Construction Laborers	1,008	\$18.21	\$13.25	\$17.18	\$22.81	\$37,886
11-9021	Construction Mgrs	201	\$46.33	\$32.73	\$39.45	\$57.44	\$96,370
47-3019	Construction Trades, All Other Helpers	65	\$14.00	\$11.99	\$13.72	\$15.75	\$29,123
47-1011	Construction Trades/Extraction Wkrs, 1st-Ln Spvrs	713	\$31.90	\$25.76	\$30.53	\$36.89	\$66,353
47-5041	Continuous Mining Machine Operators	51	\$33.27	\$23.92	\$26.13	\$28.32	\$69,214
49-9012	Control & Valve Installers & Repairers (Not Mech Door)	65	\$26.20	\$22.61	\$26.22	\$30.55	\$54,497
35-2019	Cooks, All Other		\$12.11	\$9.42	\$11.00	\$14.16	\$25,203
35-2011	Cooks, Fast Food	580	\$9.81	\$9.28	\$9.40	\$10.05	\$20,403
35-2012	Cooks, Institution & Cafeteria	725	\$13.34	\$10.65	\$12.87	\$15.54	\$27,742
35-2014	Cooks, Restaurant	1,468	\$11.31	\$9.82	\$10.87	\$11.97	\$23,515
35-2015	Cooks, Short Order		\$13.04	\$12.37	\$13.27	\$14.17	\$27,120
33-3012	Correctional Officers & Jailers	474					
13-1051	Cost Estimators	316	\$27.48	\$20.44	\$25.48	\$30.41	\$57,151
41-2021	Counter & Rental Clerks	1,015	\$14.06	\$10.25	\$12.97	\$16.24	\$29,236
35-3022	Counter Attendants, Cafeteria, Concession, Coffee Shop	521	\$10.53	\$9.29	\$9.51	\$10.99	\$21,896
43-5021	Couriers & Messengers	187	\$13.60	\$11.37	\$13.34	\$15.48	\$28,287
43-4031	Court, Municipal, & License Clerks	265	\$20.99	\$18.50	\$20.74	\$24.00	\$43,671

SOC Code	Spokane, WA MSA Occupational Title	Estimated Employment	Average Wage	Percentiles			Annual Wage
				25th	50th	75th	
53-7021	Crane & Tower Operators		\$31.54	\$30.31	\$32.82	\$35.35	\$65,609
13-2041	Credit Analysts	92	\$29.99	\$23.85	\$27.96	\$35.50	\$62,372
43-4041	Credit Authorizers, Checkers, & Clerks	50	\$17.65	\$13.72	\$16.40	\$19.05	\$36,705
33-9091	Crossing Guards		\$16.67	\$9.40	\$11.55	\$25.80	\$34,663
51-9021	Crush/Grind/Polishing Machine Setters/Ops/Tenders	29	\$13.41	\$10.51	\$13.04	\$16.45	\$27,901
43-4051	Customer Svc Reps	3,213	\$16.16	\$12.24	\$15.27	\$19.08	\$33,612
51-4031	Cut/Punch/Press Mach Setters/Ops/Tenders, Mtl/Plastic	233	\$13.99	\$10.42	\$13.90	\$16.97	\$29,107
51-9032	Cutting & Slicing Machine Setters, Ops, & Tenders	44	\$16.35	\$13.48	\$14.97	\$19.69	\$34,017
43-9021	Data Entry Keyers	274	\$13.45	\$10.70	\$12.54	\$15.56	\$27,969
15-1141	Database Administrators	83	\$39.15	\$28.50	\$39.29	\$49.53	\$81,424
41-9011	Demonstrators & Product Promoters	143	\$11.20	\$10.11	\$10.85	\$11.57	\$23,297
31-9091	Dental Assistants	763	\$17.60	\$15.73	\$17.39	\$19.24	\$36,607
29-2021	Dental Hygienists	343	\$39.11	\$37.05	\$40.66	\$43.84	\$81,331
51-9081	Dental Laboratory Technicians	153	\$20.37	\$16.15	\$18.37	\$22.73	\$42,352
29-1021	Dentists, General	61	\$121.06	\$91.24	\$91.26	\$91.28	\$251,805
33-3021	Detectives & Criminal Investigators	172	\$44.64	\$39.15	\$43.19	\$53.08	\$92,861
29-2032	Diagnostic Medical Sonographers	156	\$37.67	\$33.45	\$38.10	\$42.74	\$78,351
29-2051	Dietetic Technicians	35	\$18.37	\$16.29	\$18.36	\$21.02	\$38,211
29-1031	Dietitians & Nutritionists	102	\$26.68	\$24.46	\$27.38	\$30.76	\$55,493
35-9011	Dining Room & Cafeteria Attendants & Bartender Helpers	299	\$10.66	\$9.36	\$10.14	\$11.37	\$22,166
35-9021	Dishwashers	812	\$10.15	\$9.29	\$9.46	\$10.73	\$21,106
43-5032	Dispatchers, Not Police, Fire, & Ambulance	253	\$17.13	\$12.81	\$16.32	\$20.84	\$35,629
17-3019	Drafters, All Other	21	\$23.74	\$18.99	\$24.99	\$27.46	\$49,378
53-3031	Driver/Sales Wkrs	347	\$15.68	\$11.72	\$15.53	\$18.30	\$32,612
47-2081	Drywall & Ceiling Tile Installers		\$26.41	\$21.43	\$26.33	\$31.84	\$54,926
47-5021	Earth Drillers, Not Oil & Gas		\$18.01	\$14.22	\$19.36	\$21.26	\$37,468
25-1063	Economics Teachers, Postsecondary	29					\$59,677
27-3041	Editors	113	\$24.92	\$15.82	\$20.40	\$28.33	\$51,815
11-9031	Educ Administrators, Preschool/Child Care Center/Pgms		\$22.09	\$15.99	\$21.84	\$27.08	\$45,954
11-9039	Education Administrators, All Other	47	\$33.80	\$25.46	\$32.90	\$42.33	\$70,321
11-9032	Education Administrators, Elem & Secondary School	274					\$102,942
11-9033	Education Administrators, Postsecondary	212	\$43.43	\$32.86	\$40.38	\$49.27	\$90,337
25-9099	Education, Training, & Library Wkrs, All Other	192	\$23.40	\$19.79	\$22.86	\$27.08	\$48,664
21-1012	Educational, Vocational, & School Counselors	454	\$27.48	\$22.55	\$27.77	\$33.35	\$57,158
49-2092	Electric Motor, Power Tool, & Related Repairers		\$19.11	\$16.43	\$18.79	\$21.90	\$39,747
17-3023	Electrical & Electronic Engineering Technicians	145	\$28.84	\$25.84	\$30.30	\$31.41	\$59,989
51-2022	Electrical & Electronic Equipment Assemblers	394	\$15.28	\$12.39	\$14.50	\$17.71	\$31,770
17-3012	Electrical & Electronics Drafters	63	\$25.84	\$21.07	\$25.50	\$29.53	\$53,738
17-2071	Electrical Engineers	204	\$39.34	\$32.87	\$40.66	\$45.71	\$81,831
49-9051	Electrical Power-Line Installers & Repairers	383	\$38.83	\$35.30	\$40.27	\$43.66	\$80,759
49-2094	Electrical/Electronics Repairers, Industrial Equipmt	91	\$29.26	\$24.07	\$27.68	\$31.66	\$60,857
47-2111	Electricians	863	\$21.13	\$17.41	\$21.14	\$24.49	\$43,949
49-2096	Electronic Equipment Installers/Repairers, Motor Veh		\$17.64	\$12.91	\$19.84	\$21.80	\$36,689
49-2097	Electronic Home Entertainment Equipment Install/Repair	21	\$19.42	\$15.60	\$19.72	\$22.34	\$40,398
17-2072	Electronics Engineers, Not Computer	47	\$40.26	\$34.05	\$39.09	\$45.84	\$83,736
25-2021	Elementary School Teachers, Not Special Education	1,962					\$59,645
43-4061	Eligibility Interviewers, Government Programs	296	\$20.10	\$18.00	\$19.86	\$22.47	\$41,818
29-2041	Emergency Medical Technicians & Paramedics	141					
13-1071	Employment, Recruitment, & Placement Specialists	470	\$25.72	\$19.64	\$24.74	\$30.97	\$53,510
11-9041	Engineering Mgrs	171	\$58.49	\$46.86	\$55.04	\$67.21	\$121,655
25-1032	Engineering Teachers, Postsecondary	108					\$75,750
17-3029	Engineering Technicians, Not Drafters, All Other	48	\$25.87	\$22.29	\$26.60	\$30.56	\$53,816
17-2199	Engineers, All Other	36	\$47.02	\$40.42	\$48.30	\$56.30	\$97,812
25-1123	English Language & Literature Teachers, Postsecondary	191					\$53,470
17-2081	Environmental Engineers	59	\$36.98	\$31.92	\$38.67	\$42.68	\$76,917
19-4091	Environmental Science & Protection Techs (Inc Health)	73	\$23.64	\$18.12	\$24.58	\$27.41	\$49,166
19-2041	Environmental Scientists & Specialists (Inc Health)	94	\$35.44	\$26.53	\$33.24	\$40.25	\$73,704
51-9194	Etchers & Engravers		\$15.77	\$12.33	\$14.55	\$20.10	\$32,794
43-6011	Executive Secretaries & Administrative Assistants	677	\$22.08	\$17.39	\$21.25	\$26.40	\$45,916
51-9041	Extrude/Form/Press/Compact Machine Setters/Ops/Tenders	20	\$14.09	\$12.46	\$13.56	\$14.65	\$29,310
51-4021	Extruding/Drawing Mach Setters/Ops/Tenders, Mtl/Plastic	67	\$13.05	\$9.45	\$11.62	\$15.99	\$27,136
29-1062	Family & General Practitioners	76	\$84.09	\$62.63	\$71.90	\$91.24	\$174,915

SOC Code	Spokane, WA MSA Occupational Title	Estimated Employment	Average Wage	Percentiles			Annual Wage
				25th	50th	75th	
45-1011	Farming, Fishing, & Forestry Wkrs, 1st-Ln Sprvs/Mgrs		\$24.46	\$20.43	\$25.33	\$29.69	\$50,870
45-2093	FarmWkrs, Farm & Ranch Animals		\$11.84	\$10.16	\$12.07	\$13.49	\$24,627
51-2091	Fiberglass Laminators & Fabricators	50	\$13.18	\$11.63	\$13.00	\$14.26	\$27,416
43-4071	File Clerks	132	\$12.86	\$10.38	\$11.65	\$14.77	\$26,759
27-4032	Film & Video Editors	39	\$21.19	\$13.43	\$18.64	\$24.46	\$44,055
13-2051	Financial Analysts	196	\$32.14	\$26.03	\$30.45	\$36.23	\$66,853
43-3099	Financial Clerks, All Other	34	\$17.65	\$11.97	\$16.63	\$21.55	\$36,702
11-3031	Financial Mgrs	636	\$50.12	\$35.04	\$46.65	\$57.12	\$104,250
13-2099	Financial Specialists, All Other	214	\$34.02	\$23.55	\$32.35	\$41.66	\$70,761
33-2011	Fire Fighters	713	\$31.24	\$21.97	\$33.01	\$41.40	\$64,979
33-1021	Fire Fighting & Prevention Wkrs, 1st-Ln Sprvs of	135	\$43.28	\$38.38	\$42.05	\$45.63	\$90,023
33-2021	Fire Inspectors & Investigators	23	\$42.37	\$31.55	\$45.73	\$52.57	\$88,119
39-9031	Fitness Trainers & Aerobics Instructors	364	\$20.08	\$12.90	\$18.63	\$24.98	\$41,766
47-2042	Floor Layers, Not Carpet, Wood, & Hard Tiles		\$18.40	\$16.31	\$18.37	\$20.83	\$38,276
27-1023	Floral Designers	103	\$13.15	\$10.67	\$12.72	\$15.55	\$27,339
51-3092	Food Batchmakers	142	\$11.39	\$9.46	\$10.60	\$12.86	\$23,699
35-9099	Food Preparation & Serving Related Wkrs, A/O	119	\$10.63	\$9.35	\$10.10	\$11.37	\$22,112
35-1012	Food Preparation & Serving Wkrs, 1st-Ln Sprvs of	1,412	\$14.74	\$11.60	\$14.09	\$17.21	\$30,645
35-2021	Food Preparation Wkrs	1,123	\$10.41	\$9.26	\$9.43	\$11.10	\$21,663
35-3041	Food Servers, Nonrestaurant	562	\$10.73	\$9.36	\$10.05	\$11.49	\$22,311
11-9051	Food Svc Mgrs	119	\$25.96	\$16.67	\$24.01	\$32.40	\$53,998
51-3091	Food/Tobacco Roast/Bake/Dry Mach Ops/Tenders	20	\$15.33	\$13.05	\$15.80	\$17.58	\$31,880
25-1124	Foreign Language & Literature Teachers, Postsecondary	70					\$49,107
19-4093	Forest & Conservation Technicians	47	\$17.25	\$13.63	\$16.66	\$20.89	\$35,889
51-4071	Foundry Mold & Coremakers	84	\$17.62	\$14.52	\$17.01	\$19.83	\$36,642
13-1131	Fundraisers	155	\$23.36	\$19.04	\$22.32	\$26.64	\$48,576
51-7021	Furniture Finishers	10	\$15.51	\$11.43	\$16.02	\$17.94	\$32,270
43-3041	Gaming Cage Wkrs		\$11.26	\$9.40	\$10.30	\$12.27	\$23,430
39-3011	Gaming Dealers		\$12.31	\$9.33	\$12.17	\$14.25	\$25,598
39-1011	Gaming Supervisors		\$22.06	\$16.30	\$22.50	\$27.31	\$45,896
33-9031	Gaming Surveillance Officers & Gaming Investigators		\$12.67	\$10.35	\$11.55	\$13.71	\$26,360
11-1021	General & Operations Mgrs	1,668	\$49.66	\$32.30	\$43.61	\$60.93	\$103,288
19-2042	Geoscientists, Not Hydrologists & Geographers	43	\$42.14	\$34.46	\$42.47	\$47.49	\$87,655
47-2121	Glaziers		\$17.18	\$14.91	\$16.86	\$19.22	\$35,735
27-1024	Graphic Designers	280	\$19.44	\$15.14	\$17.98	\$22.61	\$40,449
51-4033	Grind/Lap/Polish/Buf Machine Setters/Ops/Tenders	175	\$14.16	\$12.54	\$14.02	\$15.83	\$29,461
39-5012	Hairdressers, Hairstylists, & Cosmetologists	371	\$14.72	\$9.53	\$11.25	\$15.62	\$30,606
17-2111	Health & Safety Engineers (Not Mining)	12	\$43.97	\$38.01	\$43.29	\$50.53	\$91,456
29-1199	Health Diagnosing & Treating Practitioners, A/O	52	\$28.71	\$17.78	\$25.13	\$36.38	\$59,715
21-1091	Health Educators	85	\$21.93	\$16.95	\$21.84	\$26.77	\$45,607
29-2099	Health Technologists & Technicians, All Other	224	\$24.27	\$17.72	\$21.79	\$29.53	\$50,479
29-9099	Healthcare Practitioners & Tech Wkrs, All Other	89	\$41.03	\$31.24	\$42.34	\$50.50	\$85,345
31-9099	Healthcare Support Wkrs, All Other	586	\$14.80	\$12.71	\$14.30	\$16.72	\$30,784
51-4191	Heat Treating Equip Setters/Ops/Tenders, Mtl/Plastic	70	\$15.94	\$13.15	\$15.34	\$18.90	\$33,155
49-9021	Heating, Air Cond, Refrigeration Mechanics & Installers	264	\$20.56	\$16.44	\$19.56	\$23.14	\$42,766
53-1021	Helpers, Laborers, & Material Movers, 1st-Ln Sprvs of	181	\$23.52	\$17.35	\$21.03	\$29.23	\$48,923
47-4051	Highway Maintenance Wkrs	192	\$21.50	\$19.59	\$21.57	\$23.86	\$44,734
25-1125	History Teachers, Postsecondary	51					\$59,805
49-9031	Home Appliance Repairers	33	\$17.09	\$14.45	\$16.75	\$19.11	\$35,561
35-9031	Hosts & Hostesses, Restaurant, Lounge, & Coffee Shop	313	\$9.72	\$9.26	\$9.38	\$9.60	\$20,213
43-4081	Hotel, Motel, & Resort Desk Clerks	301	\$11.35	\$10.03	\$11.07	\$12.45	\$23,607
37-1011	Housekeeping/Janitorial Wkrs, 1st-Line Sprvs	211	\$16.46	\$12.36	\$15.04	\$19.17	\$34,224
43-4161	Human Resources Assistants, Not Payroll & Timekeeping	237	\$18.11	\$15.26	\$18.40	\$21.01	\$37,678
11-3121	Human Resources Managers	132	\$45.66	\$33.61	\$42.75	\$54.15	\$94,975
19-2043	Hydrologists	23	\$34.29	\$31.77	\$34.18	\$37.72	\$71,333
17-3026	Industrial Engineering Technicians	34	\$30.76	\$24.70	\$30.86	\$38.32	\$63,985
17-2112	Industrial Engineers	125	\$35.47	\$29.93	\$35.03	\$41.37	\$73,781
49-9041	Industrial Machinery Mechanics	399	\$23.59	\$19.83	\$23.76	\$27.29	\$49,061
11-3051	Industrial Production Mgrs	174	\$38.91	\$28.93	\$34.85	\$44.56	\$80,915
53-7051	Industrial Truck & Tractor Operators	421	\$14.73	\$11.06	\$14.27	\$17.91	\$30,633
43-4199	Information & Record Clerks, All Other	268	\$18.05	\$15.46	\$18.14	\$20.97	\$37,547
15-1122	Information Security Analysts	69	\$47.07	\$31.84	\$44.40	\$65.15	\$97,909

SOC Code	Spokane, WA MSA Occupational Title	Estimated Employment	Average Wage	Percentiles			Annual Wage
				25th	50th	75th	
51-9061	Inspectors, Testers, Sorters, Samplers, & Weighers	437	\$17.86	\$13.05	\$17.35	\$21.94	\$37,162
49-9098	Installation, Maintenance, & Repair Helpers	114	\$12.44	\$10.02	\$12.32	\$13.72	\$25,864
49-9099	Installation, Maintenance, & Repair Wkrs, A/O	247	\$19.27	\$15.63	\$18.20	\$22.68	\$40,096
25-9031	Instructional Coordinators	115	\$30.98	\$25.04	\$31.76	\$35.99	\$64,435
43-9041	Insurance Claims & Policy Processing Clerks	688	\$17.79	\$15.49	\$17.45	\$20.14	\$37,003
41-3021	Insurance Sales Agents	691	\$20.68	\$13.21	\$17.08	\$23.46	\$43,001
13-2053	Insurance Underwriters	215	\$30.51	\$22.23	\$27.39	\$35.94	\$63,462
27-1025	Interior Designers	29	\$22.79	\$14.81	\$22.40	\$29.53	\$47,403
29-1063	Internists, General	121	\$81.98	\$46.81	\$69.77	\$91.26	\$170,522
27-3091	Interpreters & Translators	34	\$23.62	\$17.98	\$21.42	\$27.73	\$49,121
43-4111	Interviewers, Not Eligibility & Loan	542	\$13.48	\$9.29	\$11.96	\$17.33	\$28,049
37-2011	Janitors & Cleaners, Not Maids & Housekeeping Cleaners	3,523	\$13.22	\$10.16	\$12.77	\$15.09	\$27,491
23-1023	Judges, Magistrate Judges, & Magistrates	34	\$62.55	\$36.68	\$61.10	\$74.74	\$130,111
23-1012	Judicial Law Clerks	30	\$22.54	\$21.11	\$23.02	\$23.04	\$46,897
25-2012	Kindergarten Teachers, Not Special Education	238					\$49,673
13-1075	Labor Relations Specialists	138	\$35.57	\$25.81	\$38.26	\$45.08	\$73,986
53-7062	Laborers & Freight, Stock, & Material Movers, Hand	2,212	\$13.45	\$10.76	\$12.83	\$15.09	\$27,971
37-1012	Landscape, Lawn, Groundskeep Wkrs, 1st-Line Spvrs	192	\$22.23	\$19.75	\$21.84	\$24.82	\$46,222
37-3011	Landscaping & Groundskeeping Wkrs	1,470	\$13.31	\$9.83	\$12.28	\$14.98	\$27,682
51-4034	Lathe Setters/Ops/Tenders, Metal/Plastic	23	\$17.66	\$14.23	\$16.88	\$20.62	\$36,739
51-6011	Laundry & Dry-Cleaning Wkrs	323	\$11.38	\$9.50	\$10.50	\$12.10	\$23,678
23-1011	Lawyers	670	\$48.37	\$33.87	\$43.34	\$58.46	\$100,614
43-6012	Legal Secretaries	187	\$19.09	\$16.16	\$18.94	\$21.61	\$39,709
23-2099	Legal Support Wkrs, All Other	99	\$29.16	\$23.10	\$26.11	\$29.52	\$60,660
11-1031	Legislators	22					
25-4021	Librarians	228	\$27.76	\$23.67	\$28.99	\$33.50	\$57,741
43-4121	Library Assistants, Clerical	160	\$12.62	\$9.36	\$11.22	\$15.82	\$26,250
25-4031	Library Technicians	230	\$16.23	\$11.89	\$16.51	\$20.29	\$33,755
29-2061	Licensed Practical & Licensed Vocational Nurses	724	\$21.61	\$19.99	\$21.55	\$23.35	\$44,956
19-4099	Life, Physical, & Social Science Technicians, A/O	89	\$20.56	\$14.89	\$19.86	\$23.14	\$42,751
33-9092	Lifeguards, Ski Patrol, Recreational Protective Svc Wkrs	95	\$11.70	\$9.59	\$10.64	\$11.72	\$24,332
13-2071	Loan Counselors	32	\$18.96	\$15.98	\$17.73	\$21.14	\$39,451
43-4131	Loan Interviewers & Clerks	388	\$17.69	\$14.58	\$17.56	\$20.99	\$36,800
13-2072	Loan Officers	555	\$38.20	\$26.17	\$33.16	\$45.62	\$79,461
39-3093	Locker Room, Coatroom, & Dressing Room Attendants	21	\$10.32	\$9.25	\$9.34	\$11.31	\$21,468
49-9094	Locksmiths & Safe Repairers	15	\$23.82	\$21.04	\$25.01	\$25.84	\$49,564
11-9081	Lodging Mgrs	59	\$28.97	\$20.27	\$25.83	\$38.19	\$60,270
45-4022	Logging Equipment Operators	30	\$21.69	\$17.23	\$20.02	\$23.08	\$45,125
13-1081	Logisticians	46	\$31.41	\$26.12	\$32.53	\$35.32	\$65,335
53-7063	Machine Feeders & Offbearers	103	\$14.73	\$9.48	\$13.35	\$20.24	\$30,640
51-4041	Machinists	415	\$18.84	\$14.55	\$18.16	\$23.01	\$39,170
29-2035	Magnetic Resonance Imaging Technologists	60	\$33.03	\$30.40	\$33.33	\$36.24	\$68,719
37-2012	Maids & Housekeeping Cleaners	1,327	\$10.99	\$9.73	\$10.67	\$11.60	\$22,866
43-9051	Mail Clerks & Mail Machine Ops, Not Postal Svc	64	\$14.53	\$12.43	\$13.88	\$15.67	\$30,221
49-9071	Maintenance and Repair Workers, General	1,515	\$18.28	\$13.41	\$17.03	\$22.43	\$38,020
49-9043	Maintenance Wkrs, Machinery	99	\$18.97	\$16.25	\$18.38	\$21.76	\$39,463
13-1111	Management Analysts	357	\$34.65	\$24.44	\$33.32	\$41.81	\$72,086
39-5092	Manicurists & Pedicurists		\$12.66	\$10.83	\$12.41	\$14.15	\$26,339
13-1161	Market Research Analysts	459	\$30.81	\$21.42	\$27.38	\$40.25	\$64,099
11-2021	Marketing Mgrs	141	\$49.36	\$35.38	\$42.40	\$57.63	\$102,666
21-1013	Marriage & Family Therapists	78	\$19.73	\$16.45	\$18.83	\$22.71	\$41,031
31-9011	Massage Therapists	316	\$25.68	\$21.79	\$27.19	\$31.91	\$53,401
17-2131	Materials Engineers	11	\$35.20	\$28.51	\$33.51	\$40.72	\$73,235
25-1022	Mathematical Science Teachers, Postsecondary	94					\$62,007
51-3022	Meat, Poultry, & Fish Cutters & Trimmers		\$11.24	\$9.29	\$9.42	\$12.39	\$23,369
17-3013	Mechanical Drafters	111	\$23.75	\$17.89	\$21.38	\$30.72	\$49,398
17-3027	Mechanical Engineering Technicians		\$24.37	\$20.92	\$23.65	\$27.62	\$50,689
17-2141	Mechanical Engineers	293	\$31.10	\$24.96	\$29.94	\$35.99	\$64,681
49-1011	Mechanics, Installers, Repairers, 1st-Ln Sprvs/Mgrs	730	\$31.13	\$23.69	\$29.72	\$35.89	\$64,756
27-4099	Media & Communication Equipment Wkrs, All Other	11	\$30.37	\$22.44	\$33.56	\$39.12	\$63,175
27-3099	Media & Communication Wkrs, All Other	73	\$22.96	\$14.82	\$21.68	\$26.69	\$47,764
29-2012	Medical & Clinical Laboratory Technicians	247	\$18.15	\$15.56	\$17.65	\$20.47	\$37,771

SOC Code	Spokane, WA MSA Occupational Title	Estimated Employment	Average Wage	Percentiles			Annual Wage
				25th	50th	75th	
29-2011	Medical & Clinical Laboratory Technologists	496	\$28.04	\$23.97	\$28.64	\$33.46	\$58,321
11-9111	Medical & Health Svcs Mgrs	516	\$46.55	\$35.81	\$43.42	\$53.60	\$96,836
21-1022	Medical & Public Health Social Wkrs	253	\$24.18	\$18.07	\$24.08	\$29.26	\$50,280
31-9092	Medical Assistants	1,142	\$15.10	\$13.02	\$14.68	\$17.04	\$31,403
31-9093	Medical Equipment Preparers	155	\$14.80	\$11.76	\$14.50	\$17.31	\$30,781
49-9062	Medical Equipment Repairers	125	\$31.06	\$21.16	\$29.54	\$41.53	\$64,603
29-2071	Medical Records & Health Information Technicians	416	\$16.39	\$12.31	\$15.36	\$18.49	\$34,091
19-1042	Medical Scientists, Not Epidemiologists	87	\$27.34	\$23.62	\$26.58	\$29.57	\$56,857
43-6013	Medical Secretaries	995	\$17.85	\$15.27	\$17.66	\$20.67	\$37,133
31-9094	Medical Transcriptionists	260	\$16.86	\$13.71	\$16.97	\$20.14	\$35,072
13-1121	Meeting & Convention Planners	98	\$19.58	\$11.82	\$17.90	\$24.17	\$40,721
21-1023	Mental Health & Substance Abuse Social Wkrs	79	\$24.75	\$19.90	\$25.02	\$30.33	\$51,482
21-1014	Mental Health Counselors	364	\$26.17	\$16.69	\$20.70	\$26.81	\$54,443
27-1026	Merchandise Displayers & Window Trimmers	112	\$14.98	\$11.61	\$14.61	\$17.49	\$31,162
51-4199	Metal Wkrs & Plastic Wkrs, All Other	36	\$17.54	\$11.23	\$16.80	\$21.57	\$36,487
51-4051	Metal-Refining Furnace Operators & Tenders	407	\$16.52	\$13.65	\$16.19	\$19.44	\$34,352
43-5041	Meter Readers, Utilities		\$25.22	\$21.02	\$23.98	\$27.83	\$52,454
11-9199	Mgrs, All Other	377	\$44.97	\$33.48	\$42.80	\$54.38	\$93,527
25-2022	Middle School Teachers (Not Special Ed & Vocational)	460					\$61,258
49-9044	Millwrights	37	\$34.90	\$25.65	\$32.54	\$45.93	\$72,579
17-2151	Mining & Geological Engineers (Inc Mining Safety)		\$47.38	\$43.59	\$45.91	\$51.84	\$98,539
51-9023	Mixing & Blending Machine Setters, Ops, & Tenders	165	\$18.76	\$16.19	\$20.19	\$22.06	\$39,021
49-3042	Mobile Heavy Equipment Mechanics, Not Engines	316	\$25.13	\$21.90	\$25.35	\$28.23	\$52,274
51-4072	Mold/Coremaking/Casting Mach Set/Op/Tend, Mtl/Plastic	257	\$16.70	\$13.83	\$16.65	\$18.64	\$34,732
51-9195	Molders, Shapers, & Casters, Not Metal & Plastic	189	\$14.30	\$12.88	\$13.79	\$14.71	\$29,736
39-3021	Motion Picture Projectionists	22	\$11.51	\$9.90	\$10.74	\$11.59	\$23,929
49-3051	Motorboat Mechanics	20	\$17.94	\$14.73	\$17.24	\$19.53	\$37,327
51-4081	Multiple Machine Tool Setters/Ops/Tenders, Mtl/Plastic	128	\$17.14	\$15.59	\$17.14	\$18.70	\$35,662
27-2041	Music Directors & Composers	19	\$19.18	\$12.45	\$14.04	\$19.07	\$39,888
27-2042	Musicians & Singers		\$43.57	\$38.86	\$43.68	\$50.20	
11-9121	Natural Sciences Mgrs	76	\$44.84	\$38.11	\$42.99	\$50.46	\$93,267
15-1142	Network and Computer Systems Administrators	506	\$30.77	\$23.84	\$30.69	\$36.28	\$64,004
43-4141	New Accounts Clerks	161	\$18.63	\$14.82	\$18.20	\$21.92	\$38,743
39-2021	Nonfarm Animal Caretakers	213	\$12.54	\$10.14	\$11.36	\$14.18	\$26,082
41-1012	Non-Retail Sales Wkrs, 1st-Line Spvrs of	489	\$29.64	\$21.58	\$27.74	\$34.25	\$61,640
29-2033	Nuclear Medicine Technologists	63	\$35.34	\$31.59	\$34.48	\$38.18	\$73,505
51-4012	Numerical Tool & Process Control Programmers	46	\$22.48	\$17.67	\$20.95	\$26.30	\$46,760
29-1151	Nurse Anesthetists	113	\$85.85	\$78.40	\$83.98	\$90.49	\$178,563
29-1171	Nurse Practitioners	315	\$43.99	\$38.26	\$42.06	\$45.86	\$91,511
31-1014	Nursing Assistants	2,064	\$13.15	\$11.24	\$12.99	\$14.60	\$27,339
29-1064	Obstetricians & Gynecologists	51	\$106.14	\$81.41	\$91.25	\$91.28	\$220,766
29-9011	Occupational Health & Safety Specialists	118	\$30.21	\$26.06	\$28.20	\$33.29	\$62,833
31-2012	Occupational Therapist Aides		\$13.90	\$11.83	\$13.94	\$16.25	\$28,899
31-2011	Occupational Therapist Assistants	38	\$30.14	\$25.00	\$29.45	\$35.27	\$62,695
29-1122	Occupational Therapists	159	\$32.90	\$27.63	\$32.09	\$37.78	\$68,434
43-1011	Office & Admin Support Wkrs, 1st-Line Spvrs of	2,119	\$25.49	\$19.11	\$23.53	\$29.43	\$53,020
43-9199	Office & Administrative Support Wkrs, All Other	611	\$16.24	\$12.57	\$15.02	\$18.55	\$33,776
43-9061	Office Clerks, General	2,950	\$14.57	\$12.13	\$14.13	\$16.60	\$30,291
43-9071	Office Machine Operators, Not Computer	74	\$16.31	\$12.79	\$16.10	\$20.12	\$33,935
47-2073	Operating Engineers/Construction Equipment Ops	443	\$22.47	\$18.73	\$22.04	\$25.78	\$46,748
15-2031	Operations Research Analysts	41	\$33.30	\$25.68	\$32.83	\$39.90	\$69,269
51-9083	Ophthalmic Laboratory Technicians		\$13.74	\$12.07	\$13.33	\$14.61	\$28,582
29-2057	Ophthalmic Medical Technicians	152	\$16.77	\$14.08	\$16.29	\$18.82	\$34,873
29-2081	Opticians, Dispensing	115	\$17.88	\$13.61	\$17.22	\$22.09	\$37,192
29-1041	Optometrists	42	\$53.72	\$37.84	\$43.48	\$64.31	\$111,751
43-4151	Order Clerks	704	\$14.15	\$10.40	\$13.17	\$16.91	\$29,434
31-1015	Orderlies	173	\$12.88	\$10.81	\$12.31	\$14.58	\$26,797
29-2091	Orthotists & Prosthetists	13	\$27.40	\$23.61	\$27.78	\$33.51	\$56,999
49-3053	Outdoor Power Equipment & Other Small Engine Mechanics		\$13.32	\$11.74	\$12.90	\$14.09	\$27,700
51-9111	Packaging & Filling Machine Operators & Tenders	245	\$15.71	\$10.40	\$14.51	\$19.29	\$32,692
53-7064	Packers & Packagers, Hand	994	\$10.46	\$9.32	\$9.48	\$10.38	\$21,751
47-2141	Painters, Construction & Maintenance	295	\$17.33	\$11.85	\$16.49	\$21.80	\$36,061

SOC Code	Spokane, WA MSA Occupational Title	Estimated Employment	Average Wage	Percentiles			Annual Wage
				25th	50th	75th	
51-9122	Painters, Transportation Equipment	94	\$21.20	\$16.56	\$20.84	\$26.16	\$44,090
51-9196	Paper Goods Machine Setters, Operators, & Tenders		\$16.78	\$13.14	\$16.44	\$20.05	\$34,903
23-2011	Paralegals & Legal Assistants	620	\$19.89	\$16.70	\$19.39	\$21.88	\$41,373
53-6021	Parking Lot Attendants	200	\$10.68	\$9.62	\$10.44	\$11.30	\$22,231
41-2022	Parts Salespersons	543	\$17.47	\$14.10	\$16.91	\$19.41	\$36,334
47-2071	Paving, Surfacing, & Tamping Equipment Operators		\$30.09	\$29.60	\$31.93	\$34.31	\$62,587
43-3051	Payroll & Timekeeping Clerks	209	\$19.27	\$16.41	\$19.16	\$22.22	\$40,076
39-9021	Personal & Home Care Aides	2,624	\$11.09	\$10.15	\$10.89	\$11.62	\$23,072
13-2052	Personal Financial Advisors	302	\$48.17	\$24.59	\$37.65	\$69.11	\$100,191
39-1021	Personal Svc Wkrs, 1st-Line Supervisors/Mgrs of	220	\$19.85	\$14.67	\$18.95	\$24.92	\$41,287
37-3012	Pesticide Handlers, Sprayers, & Applicators, Vegetation		\$13.41	\$12.66	\$13.45	\$14.24	\$27,884
29-1051	Pharmacists	567	\$54.28	\$50.29	\$55.57	\$61.69	\$112,900
31-9095	Pharmacy Aides	254	\$12.12	\$9.65	\$11.15	\$13.91	\$25,228
29-2052	Pharmacy Technicians	714	\$17.66	\$15.47	\$17.47	\$19.85	\$36,737
25-1126	Philosophy & Religion Teachers, Postsecondary	116					\$61,447
31-9097	Phlebotomists	366	\$15.52	\$13.13	\$14.74	\$17.46	\$32,280
27-4021	Photographers	85	\$15.48	\$9.94	\$12.77	\$18.36	\$32,198
51-9151	Photographic Process Workers & Machine Operators	128	\$12.95	\$10.64	\$12.02	\$14.27	\$26,928
29-1069	Phys/Surgeons, A/O (Cardiologists, Dermatologists, etc)	356	\$111.20	\$91.23	\$91.26	\$91.29	\$231,296
31-2022	Physical Therapist Aides	73	\$11.44	\$9.97	\$10.91	\$11.86	\$23,780
31-2021	Physical Therapist Assistants	107	\$23.56	\$20.33	\$23.00	\$26.98	\$49,007
29-1123	Physical Therapists	294	\$36.69	\$32.61	\$36.28	\$41.67	\$76,330
29-1071	Physician Assistants	112	\$48.17	\$41.20	\$45.41	\$56.16	\$100,184
25-1054	Physics Teachers, Postsecondary	27					\$60,438
47-2151	Pipelayers	54	\$29.92	\$25.97	\$28.81	\$33.83	\$62,232
47-2161	Plasterers & Stucco Masons		\$19.30	\$14.48	\$20.05	\$22.29	\$40,153
51-4193	Plating/Coating Machine Setters/Ops/Tenders, Mtl/Plastic		\$13.59	\$9.51	\$12.47	\$17.16	\$28,271
47-2152	Plumbers, Pipefitters, & Steamfitters	322	\$25.41	\$20.87	\$25.99	\$30.65	\$52,846
33-1012	Police & Detectives, 1st-Line Supervisors/Mgrs of	145	\$43.52	\$38.22	\$42.58	\$48.64	\$90,528
33-3051	Police & Sheriff's Patrol Officers	479	\$32.77	\$30.35	\$33.22	\$36.70	\$68,163
43-5031	Police, Fire, & Ambulance Dispatchers	105					
25-1065	Political Science Teachers, Postsecondary	53					\$58,743
43-5051	Postal Svc Clerks	99	\$24.76	\$25.87	\$25.88	\$26.45	\$51,507
43-5052	Postal Svc Mail Carriers	465	\$25.36	\$23.23	\$27.29	\$27.54	\$52,760
43-5053	Postal Svc Mail Sorters/Processors/Processing Mach Ops	232	\$23.55	\$23.69	\$25.87	\$25.88	\$48,972
11-9131	Postmasters & Mail Superintendents	23	\$31.67	\$25.16	\$34.26	\$37.34	\$65,882
25-1199	Postsecondary Teachers, All Other	41					\$58,740
51-5111	Prepress Technicians and Workers	52	\$16.44	\$14.99	\$16.53	\$18.12	\$34,197
25-2011	Preschool Teachers, Not Special Education	324	\$14.74	\$10.36	\$11.43	\$19.23	\$30,657
51-6021	Pressers, Textile, Garment, & Related Materials		\$10.93	\$9.60	\$10.38	\$11.33	\$22,742
51-5113	Print Binding and Finishing Workers	76	\$13.20	\$10.90	\$12.69	\$14.72	\$27,456
51-5112	Printing Press Operators	258	\$17.32	\$13.47	\$16.80	\$20.50	\$36,010
21-1092	Probation Officers & Correctional Treatment Specialists	189	\$26.06	\$24.78	\$25.12	\$27.29	\$54,207
43-3061	Procurement Clerks	121	\$19.36	\$16.70	\$19.20	\$21.67	\$40,276
27-2012	Producers & Directors	148	\$28.27	\$19.37	\$26.00	\$33.20	\$58,807
51-1011	Production & Operating Wkrs, 1st-Line Spvrs of	889	\$24.72	\$18.55	\$23.91	\$28.97	\$51,431
51-9199	Production Wkrs, All Other	395	\$14.15	\$10.37	\$13.45	\$16.87	\$29,451
51-9198	Production Worker Helpers	380	\$12.20	\$9.95	\$11.85	\$13.89	\$25,372
43-5061	Production, Planning, & Expediting Clerks	373	\$21.54	\$16.09	\$21.44	\$26.44	\$44,812
11-9141	Property, Real Estate, & Community Association Mgrs	164	\$40.16	\$20.73	\$35.26	\$60.17	\$83,529
33-1099	Protective Svc Wkrs A/O, 1st-Line Spvrs of	97	\$20.48	\$16.10	\$18.63	\$23.11	\$42,613
33-9099	Protective Svc Wkrs, All Other	176	\$14.16	\$10.58	\$12.26	\$16.71	\$29,445
31-1013	Psychiatric Aides	234	\$15.61	\$13.57	\$16.25	\$17.83	\$32,456
29-1066	Psychiatrists	38	\$89.13	\$79.27	\$85.72	\$91.24	\$185,389
19-3039	Psychologists, All Other	16	\$39.26	\$17.48	\$45.19	\$51.83	\$81,657
25-1066	Psychology Teachers, Postsecondary	94					\$63,021
11-2031	Public Relations Mgrs	76	\$43.11	\$31.07	\$39.42	\$52.10	\$89,673
27-3031	Public Relations Specialists	242	\$25.51	\$17.75	\$24.23	\$32.15	\$53,062
13-1021	Purchasing Agents & Buyers, Farm Products	23	\$23.31	\$18.83	\$20.81	\$22.84	\$48,475
13-1023	Purchasing Agents (Not Wholesale/Retail/Farm Prodcnts)	359	\$25.25	\$19.56	\$23.82	\$29.10	\$52,522
11-3061	Purchasing Mgrs	83	\$40.71	\$31.30	\$40.45	\$49.50	\$84,681
27-3011	Radio & Television Announcers	99	\$30.68	\$11.96	\$22.44	\$49.59	\$63,828

SOC Code	Spokane, WA MSA Occupational Title	Estimated Employment	Average Wage	Percentiles			Annual Wage
				25th	50th	75th	
49-2021	Radio Mechanics		\$20.91	\$16.72	\$21.01	\$24.71	\$43,510
29-2034	Radiologic Technologists & Technicians	221	\$28.23	\$24.66	\$27.96	\$32.24	\$58,726
41-9021	Real Estate Brokers	55	\$26.46	\$24.33	\$26.89	\$29.45	\$55,033
41-9022	Real Estate Sales Agents	125	\$30.72	\$20.33	\$32.07	\$42.39	\$63,894
43-4171	Receptionists & Information Clerks	1,500	\$13.33	\$11.20	\$12.99	\$14.82	\$27,728
25-1193	Recreation & Fitness Studies Teachers, Postsecondary	110					\$47,726
39-9032	Recreation Wkrs	299	\$13.41	\$10.68	\$12.64	\$15.34	\$27,899
29-1125	Recreational Therapists	56	\$19.19	\$14.18	\$20.37	\$22.77	\$39,901
53-7081	Refuse & Recyclable Material Collectors	226	\$22.51	\$19.19	\$22.76	\$26.31	\$46,810
29-1141	Registered Nurses	5,013	\$35.76	\$28.43	\$35.62	\$42.88	\$74,386
21-1015	Rehabilitation Counselors	847	\$18.06	\$14.58	\$16.76	\$20.55	\$37,565
27-3022	Reporters & Correspondents	58	\$22.07	\$15.50	\$20.61	\$26.46	\$45,893
43-4181	Reservation/Transportation Ticket Agents/Travel Clerks	67	\$12.36	\$10.56	\$11.85	\$14.03	\$25,697
39-9041	Residential Advisors	161	\$14.99	\$12.35	\$14.48	\$17.67	\$31,168
29-1126	Respiratory Therapists	212					
41-1011	Retail Sales Wkrs, 1st-Line Supervisors/Mgrs of	1,777	\$20.47	\$14.85	\$19.58	\$24.50	\$42,587
41-2031	Retail Salespersons	7,756	\$13.13	\$9.63	\$11.04	\$13.79	\$27,316
51-4023	Rolling Machine Setters, Ops, & Tenders, Mtl/Plastic		\$12.71	\$9.42	\$11.01	\$15.59	\$26,433
47-2181	Roofers	176	\$21.73	\$16.88	\$20.27	\$26.30	\$45,209
41-9099	Sales & Related Wkrs, All Other	179	\$15.75	\$9.99	\$12.10	\$20.82	\$32,764
41-9031	Sales Engineers	110	\$37.71	\$31.87	\$34.74	\$43.20	\$78,431
11-2022	Sales Mgrs	502	\$55.01	\$39.72	\$51.30	\$66.41	\$114,423
41-3099	Sales Reps, Svcs, All Other	903	\$23.42	\$14.76	\$20.01	\$30.98	\$48,730
41-4012	Sales Reps, Wholesale/Manuf (Not Tech/Sci Prdcts)	2,318	\$24.75	\$16.93	\$21.89	\$30.73	\$51,489
41-4011	Sales Reps, Wholesale/Manuf, Tech.Scientific Prdcts	195	\$39.65	\$20.71	\$33.00	\$49.79	\$82,478
51-7041	Sawing Machine Setters, Ops, & Tenders, Wood		\$16.52	\$15.63	\$17.07	\$18.51	\$34,351
25-2031	Secondary School Teachers (Not Special/Voc Ed)	1,006					\$61,304
43-6014	Secretaries, Not Legal, Medical, & Executive	2,852	\$16.35	\$13.46	\$16.32	\$18.64	\$34,002
41-3031	Securities, Commodities, & Financial Svcs Sales Agents	479	\$38.17	\$16.36	\$24.52	\$43.34	\$79,383
49-2098	Security & Fire Alarm Systems Installers	124	\$22.79	\$18.74	\$22.67	\$27.12	\$47,411
33-9032	Security Guards	1,205	\$12.42	\$10.31	\$11.37	\$13.53	\$25,820
25-3021	Self-Enrichment Education Teachers	445	\$20.18	\$14.18	\$20.12	\$23.71	\$41,976
51-9012	Separating & Filtering Machine Setters/Ops/Tndrs		\$16.77	\$13.39	\$15.11	\$17.68	\$34,874
51-6051	Sewers, Hand	16	\$16.98	\$13.49	\$18.05	\$20.81	\$35,324
51-6031	Sewing Machine Operators	148	\$11.82	\$9.59	\$10.80	\$12.61	\$24,603
47-2211	Sheet Metal Wkrs	343	\$17.07	\$11.44	\$14.06	\$23.38	\$35,507
43-5071	Shipping, Receiving, & Traffic Clerks	944	\$14.67	\$11.35	\$13.85	\$17.31	\$30,503
39-5094	Skin Care Specialists		\$15.40	\$12.53	\$14.04	\$16.77	\$32,043
51-3023	Slaughterers & Meat Packers	78	\$12.51	\$9.59	\$12.39	\$14.66	\$26,026
11-9151	Social & Community Svc Mgrs	319	\$28.15	\$18.34	\$28.67	\$35.18	\$58,551
21-1093	Social & Human Svc Assistants	1,021	\$12.11	\$9.82	\$11.02	\$13.25	\$25,194
19-4061	Social Science Research Assistants	13	\$24.54	\$18.47	\$23.61	\$29.37	\$51,054
19-3099	Social Scientists & Related Wkrs, All Other	38	\$33.53	\$28.92	\$33.53	\$38.00	\$69,755
21-1029	Social Wkrs, All Other	69	\$25.43	\$16.82	\$28.61	\$31.60	\$52,891
25-1067	Sociology Teachers, Postsecondary	42					\$55,145
25-2052	Special Educ Teachers, Kindergarten, Elementary School	250					\$56,642
25-2059	Special Education Teachers, All Other	11					\$36,482
25-2053	Special Education Teachers, Middle School	57					\$56,847
25-2051	Special Education Teachers, Preschool	23					\$51,155
25-2054	Special Education Teachers, Secondary School	150					\$58,938
29-1127	Speech-Language Pathologists	157	\$33.66	\$28.71	\$33.51	\$37.37	\$70,013
51-8021	Stationary Engineers & Boiler Operators	57	\$27.40	\$24.16	\$27.01	\$32.01	\$56,991
15-2041	Statisticians	69	\$27.47	\$24.78	\$28.74	\$28.75	\$57,147
43-5081	Stock Clerks & Order Fillers	3,157	\$13.59	\$10.38	\$12.54	\$15.69	\$28,266
47-2221	Structural Iron & Steel Wkrs	123	\$24.66	\$19.50	\$24.92	\$29.92	\$51,305
51-2041	Structural Metal Fabricators & Fitters	103	\$18.23	\$15.77	\$17.55	\$20.34	\$37,918
21-1011	Substance Abuse & Behavioral Disorder Counselors	324	\$18.72	\$14.86	\$17.43	\$21.20	\$38,942
25-3098	Substitute teachers	1,392	\$15.13	\$13.67	\$15.07	\$16.77	\$31,471
29-1067	Surgeons	101	\$126.21	\$91.23	\$91.23	\$91.23	\$262,516
29-2055	Surgical Technologists	254	\$23.80	\$20.73	\$23.83	\$27.43	\$49,497
17-3031	Surveying & Mapping Technicians	116	\$23.97	\$20.06	\$25.17	\$27.76	\$49,871
17-1022	Surveyors	48	\$34.69	\$27.53	\$34.12	\$42.70	\$72,142

SOC Code	Spokane, WA MSA Occupational Title	Estimated Employment	Average Wage	Percentiles			Annual Wage
				25th	50th	75th	
53-6031	Svc Station Attendants	142	\$13.06	\$9.72	\$11.11	\$14.50	\$27,179
43-2011	Switchboard Operators, Including Answering Svc	398	\$13.56	\$10.47	\$12.42	\$16.10	\$28,213
51-6052	Tailors, Dressmakers, & Custom Sewers		\$16.43	\$14.17	\$17.15	\$19.29	\$34,187
47-2082	Tapers	70	\$18.07	\$12.70	\$18.30	\$22.73	\$37,578
13-2081	Tax Examiners, Collectors, & Revenue Agents	74	\$26.68	\$20.84	\$25.41	\$28.05	\$55,508
13-2082	Tax Preparers		\$15.27	\$13.16	\$14.37	\$16.53	\$31,749
53-3041	Taxi Drivers & Chauffeurs	310	\$11.27	\$9.40	\$9.72	\$11.58	\$23,457
25-9041	Teacher Assistants	2,260					\$27,395
25-3099	Teachers & Instructors, All Other	238					\$56,751
51-2092	Team Assemblers	318	\$12.57	\$10.32	\$11.95	\$14.01	\$26,148
27-3042	Tech Writers	51	\$26.76	\$18.16	\$25.75	\$33.21	\$55,658
49-2022	Telecom Equipment Installers & Repairers (Not Line)	287	\$27.11	\$21.76	\$27.30	\$32.97	\$56,383
49-9052	Telecommunications Line Installers & Repairers	98	\$22.85	\$19.49	\$21.28	\$23.09	\$47,536
43-3071	Tellers	978	\$13.47	\$11.40	\$13.16	\$14.97	\$28,023
51-6099	Textile, Apparel, & Furnishings Wkrs, All Other		\$16.64	\$14.26	\$16.75	\$19.14	\$34,595
49-3093	Tire Repairers & Changers	278	\$14.50	\$10.79	\$13.88	\$17.16	\$30,156
23-2093	Title Examiners, Abstractors, & Searchers		\$19.70	\$13.91	\$17.38	\$24.66	\$40,971
51-4111	Tool & Die Makers	69	\$20.23	\$16.20	\$19.05	\$24.37	\$42,093
51-4194	Tool Grinders, Filers, & Sharpeners		\$16.10	\$13.09	\$14.69	\$19.67	\$33,480
11-3131	Training and Development Managers	19	\$41.37	\$25.48	\$35.94	\$50.24	\$86,060
13-1151	Training and Development Specialists	213	\$25.27	\$19.15	\$24.70	\$30.72	\$52,547
53-6051	Transportation Inspectors	87					
33-9093	Transportation Security Screeners	158	\$17.56	\$16.44	\$17.28	\$18.68	\$36,514
53-6099	Transportation Wkrs, All Other	168	\$25.06	\$14.76	\$28.95	\$34.08	\$52,130
11-3071	Transportation, Storage, & Distribution Mgrs	189	\$37.02	\$26.84	\$34.07	\$44.33	\$76,985
53-1031	Transpntn/Material-Mvng Vehicle Ops, 1st-Ln Spvrs of	323	\$26.51	\$17.95	\$26.99	\$32.97	\$55,149
41-3041	Travel Agents	60	\$14.27	\$11.87	\$13.99	\$16.84	\$29,688
37-3013	Tree Trimmers & Pruners		\$17.40	\$13.16	\$16.81	\$21.38	\$36,192
53-3032	Truck Drivers, Heavy & Tractor-Trailer	2,460	\$18.95	\$15.04	\$18.58	\$22.49	\$39,422
53-3033	Truck Drivers, Light or Delivery Svcs	1,198	\$17.58	\$11.54	\$15.09	\$19.80	\$36,563
19-3051	Urban & Regional Planners	104	\$31.40	\$27.50	\$30.46	\$35.89	\$65,327
39-3031	Ushers, Lobby Attendants, & Ticket Takers	94	\$11.84	\$9.29	\$9.48	\$15.15	\$24,620
29-1131	Veterinarians	121	\$37.09	\$32.91	\$37.79	\$42.32	\$77,155
31-9096	Veterinary Assistants & Laboratory Animal Caretakers	133	\$11.99	\$10.68	\$12.05	\$13.43	\$24,945
29-2056	Veterinary Technologists & Technicians	113	\$14.73	\$13.18	\$14.47	\$16.41	\$30,642
25-1194	Vocational Education Teachers, Postsecondary	399	\$27.42	\$22.17	\$26.15	\$31.96	\$57,033
25-2032	Vocational Education Teachers, Secondary School	159					\$63,663
35-3031	Waiters & Waitresses	2,544	\$12.88	\$9.35	\$12.23	\$14.28	\$26,809
51-8031	Water & Liquid Waste Treatment Plant & System Ops	92	\$26.22	\$23.57	\$26.32	\$29.16	\$54,539
15-1134	Web Developers	144	\$24.21	\$17.50	\$21.99	\$30.60	\$50,349
43-5111	Weighers, Measurers, Checkers, Samplers - Recordkeeping	59	\$14.55	\$11.04	\$14.46	\$17.40	\$30,246
51-4121	Welders, Cutters, Solderers, & Brazers	352	\$18.23	\$15.53	\$17.69	\$20.92	\$37,916
51-4122	Welding/Soldering/Brazing Machine Setters/Ops/Tenders	115	\$18.76	\$16.06	\$18.15	\$21.56	\$39,038
13-1022	Wholesale & Retail Buyers, Not Farm Products	162	\$25.37	\$19.93	\$25.18	\$29.69	\$52,764
51-7099	WoodWkrs, All Other		\$13.01	\$9.78	\$10.73	\$11.68	\$27,053
51-7042	Woodworking Machine Setters/Ops/Tenders (Not Sawing)	45	\$14.26	\$10.18	\$13.48	\$17.79	\$29,655
43-9022	Word Processors & Typists	56	\$17.39	\$15.28	\$17.50	\$19.02	\$36,174
27-3043	Writers & Authors	34	\$23.12	\$17.84	\$21.86	\$27.36	\$48,101
19-1023	Zoologists & Wildlife Biologists	22	\$29.84	\$26.70	\$27.37	\$29.47	\$62,080

Tacoma, WA MD
2013 Occupational Employment
and Wage Estimates
Includes Pierce County



SOC Code	Tacoma, WA MD Occupational Title	Estimated Employment	Average Wage	Percentiles			Annual Wage
				25th	50th	75th	
13-2011	Accountants & Auditors	1,542	\$32.86	\$25.11	\$31.06	\$37.45	\$68,349
27-2011	Actors		\$21.60	\$18.84	\$22.60	\$26.39	
11-3011	Administrative Svcs Mgrs	351	\$41.63	\$27.41	\$38.70	\$48.71	\$86,595
25-3011	Adult Literacy, Remedial Ed, GED Teachers/Inst	282	\$22.97	\$19.72	\$22.37	\$27.28	\$47,777
11-2011	Advertising & Promotions Mgrs	20	\$63.08	\$37.82	\$46.74	\$87.98	\$131,216
41-3011	Advertising Sales Agents	228					
19-4011	Agricultural & Food Science Technicians		\$16.13	\$11.30	\$15.73	\$19.76	\$33,552
39-3091	Amusement & Recreation Attendants	858	\$10.45	\$9.33	\$9.55	\$11.01	\$21,736
33-9011	Animal Control Wkrs	18	\$22.71	\$19.48	\$23.25	\$27.40	\$47,248
39-2011	Animal Trainers	16	\$11.76	\$10.22	\$10.93	\$11.65	\$24,462
13-2021	Appraisers & Assessors of Real Estate	66	\$30.41	\$23.42	\$31.25	\$35.54	\$63,246
17-1011	Architects, Not Landscape & Naval	231	\$31.35	\$25.42	\$28.87	\$36.72	\$65,213
17-3011	Architectural & Civil Drafters	107	\$31.06	\$24.89	\$30.84	\$37.42	\$64,602
27-1011	Art Directors	29	\$32.71	\$24.56	\$32.31	\$40.16	\$68,039
25-1121	Art, Drama, & Music Teachers, Postsecondary	194					\$62,783
51-2099	Assemblers & Fabricators, All Other	658	\$14.90	\$12.29	\$14.34	\$17.09	\$30,994
27-4011	Audio & Video Equipment Technicians	18	\$28.25	\$21.25	\$27.99	\$35.63	\$58,755
29-1181	Audiologists		\$31.41	\$29.25	\$32.11	\$34.77	\$65,348
25-9011	Audio-Visual Collections Specialists		\$24.32	\$17.24	\$21.63	\$32.68	\$50,578
49-3021	Automotive Body & Related Repairers	282	\$22.77	\$17.19	\$21.63	\$28.75	\$47,362
49-3023	Automotive Svc Technicians & Mechanics	1,701	\$21.44	\$15.19	\$21.62	\$26.32	\$44,600
51-3011	Bakers	455	\$14.54	\$9.75	\$13.36	\$18.56	\$30,249
35-3011	Bartenders	1,333	\$13.35	\$10.39	\$12.33	\$14.57	\$27,760
43-3011	Bill & Account Collectors	311	\$17.32	\$14.50	\$16.81	\$18.63	\$36,037
43-3021	Billing & Posting Clerks & Machine Operators	1,172	\$17.94	\$15.16	\$17.93	\$21.03	\$37,312
25-1042	Biological Science Teachers, Postsecondary	67					\$55,890
19-1029	Biological Scientists, All Other	12	\$33.73	\$21.70	\$32.38	\$39.35	\$70,167
19-4021	Biological Technicians	77	\$18.52	\$16.28	\$17.98	\$20.17	\$38,526
43-3031	Bookkeeping, Accounting, & Auditing Clerks	3,538	\$19.23	\$15.67	\$18.75	\$22.71	\$40,002
47-2021	Brickmasons & Blockmasons	55	\$28.46	\$18.85	\$30.16	\$34.90	\$59,187
27-4012	Broadcast Technicians	16	\$31.33	\$30.39	\$32.70	\$34.99	\$65,164
43-4011	Brokerage Clerks	49	\$24.01	\$19.54	\$23.75	\$27.74	\$49,940
13-2031	Budget Analysts	137	\$35.18	\$28.04	\$33.72	\$41.60	\$73,161
49-3031	Bus & Truck Mechanics & Diesel Engine Specialists	751	\$25.45	\$20.17	\$23.61	\$30.64	\$52,926
53-3022	Bus Drivers, School	1,116	\$17.65	\$14.59	\$17.90	\$20.87	\$36,722
13-1199	Business Operations Specialists, All Other	2,016	\$31.02	\$24.59	\$30.75	\$36.86	\$64,519
25-1011	Business Teachers, Postsecondary	97					\$66,059
51-3021	Butchers & Meat Cutters	305	\$16.83	\$10.79	\$16.52	\$22.30	\$35,016
51-7011	Cabinetmakers & Bench Carpenters	369	\$17.66	\$14.39	\$17.19	\$20.70	\$36,729
27-4031	Camera Ops, Television, Video, & Motion Picture		\$22.51	\$20.16	\$24.17	\$26.65	\$46,824
29-2031	Cardiovascular Technologists & Technicians		\$34.14	\$28.11	\$37.77	\$42.71	\$71,009
43-5011	Cargo & Freight Agents	226	\$35.10	\$31.02	\$36.90	\$41.71	\$73,011
47-3012	Carpenter Helpers	59	\$15.18	\$10.85	\$14.62	\$19.31	\$31,587
47-2031	Carpenters	2,232	\$21.63	\$14.94	\$18.65	\$27.09	\$44,994
47-2041	Carpet Installers	59	\$20.66	\$16.41	\$21.34	\$25.45	\$42,989
17-1021	Cartographers & Photogrammetrists	40	\$40.05	\$34.10	\$39.93	\$45.86	\$83,299
41-2011	Cashiers	7,301	\$12.71	\$9.46	\$10.62	\$14.12	\$26,428
47-2051	Cement Masons & Concrete Finishers	281	\$27.60	\$18.68	\$29.45	\$34.47	\$57,403
35-1011	Chefs & Head Cooks	203	\$21.73	\$15.66	\$17.75	\$26.13	\$45,198
17-2041	Chemical Engineers	45	\$42.80	\$32.07	\$42.01	\$52.31	\$89,007
19-4031	Chemical Technicians	42	\$20.61	\$16.79	\$19.89	\$22.74	\$42,871
25-1052	Chemistry Teachers, Postsecondary	46					\$66,838
19-2031	Chemists	48	\$29.27	\$20.93	\$28.27	\$34.84	\$60,889
11-1011	Chief Executives	239	\$90.04	\$56.52	\$88.78	\$91.59	\$187,283
39-9011	Child Care Wkrs	1,228	\$10.60	\$9.31	\$9.54	\$11.19	\$22,051

SOC Code	Tacoma, WA MD Occupational Title	Estimated Employment	Average Wage	Percentiles			Annual Wage
				25th	50th	75th	
21-1021	Child, Family, & School Social Wkrs	588	\$22.75	\$18.44	\$24.18	\$26.07	\$47,320
29-1011	Chiropractors	103	\$31.12	\$24.46	\$31.96	\$35.63	\$64,722
17-3022	Civil Engineering Technicians	164	\$27.31	\$23.31	\$27.36	\$32.20	\$56,796
17-2051	Civil Engineers	657	\$41.99	\$34.37	\$41.64	\$48.12	\$87,334
13-1031	Claims Adjusters, Examiners, & Investigators	325	\$33.00	\$24.76	\$31.56	\$38.67	\$68,630
53-7061	Cleaners of Vehicles & Equipment	541	\$12.94	\$9.74	\$11.71	\$14.80	\$26,915
21-2011	Clergy	82	\$25.04	\$20.33	\$24.38	\$28.70	\$52,074
19-3031	Clinical, Counseling, & School Psychologists	269	\$38.20	\$28.40	\$36.10	\$42.44	\$79,474
27-2022	Coaches & Scouts	576					\$34,822
51-9121	Coating/Painting/Spraying Machine Setters/Ops/Tenders	83	\$17.18	\$13.79	\$16.70	\$19.98	\$35,744
49-9091	Coin, Vending, & Amusement Machine Svcs & Repairers		\$18.06	\$16.31	\$17.80	\$20.02	\$37,551
35-3021	Comb Food Preparation & Serving Wkrs, Inc Fast Food	6,807	\$10.68	\$9.32	\$9.53	\$11.29	\$22,218
27-1021	Commercial & Industrial Designers	38	\$26.81	\$21.24	\$23.27	\$32.99	\$55,770
53-2012	Commercial Pilots						\$64,356
25-1122	Communications Teachers, Postsecondary	42					\$59,474
21-1099	Community & Social Svc Specialists, All Other	105	\$23.91	\$17.56	\$25.30	\$29.53	\$49,744
21-1094	Community Health Workers	75	\$22.88	\$16.69	\$22.39	\$29.18	\$47,577
11-3111	Compensation and Benefits Managers	12	\$47.14	\$36.14	\$49.39	\$56.03	\$98,042
13-1141	Compensation, Benefits, and Job Analysis Specialists	119	\$26.37	\$20.37	\$24.75	\$32.21	\$54,856
13-1041	Compliance Ofcrs (Not Ag/Const/Safety/Transportn)	576	\$30.43	\$24.79	\$27.71	\$35.07	\$63,290
11-3021	Computer & Information Systems Mgrs	330	\$55.41	\$44.06	\$53.18	\$65.15	\$115,258
15-1143	Computer Network Architects	69	\$45.90	\$35.07	\$42.90	\$54.76	\$95,472
15-1152	Computer Network Support Specialists	331	\$26.64	\$21.66	\$27.62	\$31.99	\$55,402
15-1199	Computer Occupations, All Other	455	\$30.61	\$26.32	\$32.83	\$38.80	\$63,677
43-9011	Computer Operators	49	\$23.16	\$18.54	\$25.41	\$27.75	\$48,186
15-1131	Computer Programmers	250	\$44.58	\$35.15	\$44.27	\$54.63	\$92,734
25-1021	Computer Science Teachers, Postsecondary	33					\$64,517
15-1132	Computer Software Engineers, Applications	645	\$39.51	\$31.98	\$38.46	\$45.55	\$82,178
15-1151	Computer Support Specialists	720	\$25.97	\$18.98	\$25.21	\$31.25	\$54,022
15-1121	Computer Systems Analysts	412	\$40.87	\$32.03	\$39.24	\$47.96	\$85,017
49-2011	Computer, Automated Teller, & Office Machine Repairers		\$17.22	\$14.64	\$17.23	\$20.14	\$35,835
51-4011	Computer-Controlled Machine Tool Ops, Mtl/Plastic	508	\$26.04	\$17.90	\$27.91	\$33.77	\$54,153
19-1031	Conservation Scientists	23	\$34.67	\$28.97	\$32.68	\$42.94	\$72,101
47-4011	Construction & Building Inspectors	213	\$33.49	\$30.69	\$33.72	\$38.04	\$69,671
47-4099	Construction & Related Wkrs, All Other	54	\$22.14	\$15.16	\$23.45	\$29.66	\$46,038
47-2061	Construction Laborers	1,268	\$22.99	\$14.45	\$22.76	\$31.67	\$47,820
11-9021	Construction Mgrs	520	\$48.87	\$36.04	\$44.14	\$57.51	\$101,636
47-3019	Construction Trades, All Other Helpers		\$16.32	\$14.88	\$16.63	\$18.36	\$33,946
47-1011	Construction Trades/Extraction Wkrs, 1st-Ln Spvrs	1,382	\$35.01	\$25.45	\$33.86	\$44.40	\$72,828
49-9012	Control & Valve Installers & Repairers (Not Mech Door)		\$25.36	\$18.82	\$22.27	\$32.17	\$52,730
53-7011	Conveyor Operators & Tenders	89	\$19.12	\$16.34	\$19.38	\$21.70	\$39,769
35-2019	Cooks, All Other	101	\$12.77	\$10.54	\$11.46	\$15.23	\$26,559
35-2011	Cooks, Fast Food		\$10.26	\$9.23	\$9.31	\$10.04	\$21,337
35-2012	Cooks, Institution & Cafeteria	1,119	\$14.74	\$12.32	\$14.11	\$16.90	\$30,648
35-2014	Cooks, Restaurant	2,264	\$11.92	\$10.29	\$11.51	\$13.45	\$24,807
35-2015	Cooks, Short Order	300	\$11.02	\$9.32	\$10.66	\$12.56	\$22,933
33-3012	Correctional Officers & Jailers	571	\$26.60	\$21.51	\$26.04	\$32.49	\$55,328
33-1011	Correctional Officers, 1st-Line Spvrs of	88	\$33.23	\$23.75	\$29.34	\$41.85	\$69,116
43-4021	Correspondence Clerks	19	\$15.74	\$13.66	\$15.41	\$17.92	\$32,743
13-1051	Cost Estimators	559	\$29.52	\$22.06	\$28.60	\$36.01	\$61,409
41-2021	Counter & Rental Clerks	1,496	\$12.66	\$9.62	\$11.39	\$14.13	\$26,327
35-3022	Counter Attendants, Cafeteria, Concession, Coffee Shop		\$10.18	\$9.28	\$9.47	\$10.57	\$21,168
43-5021	Couriers & Messengers	94	\$13.98	\$11.73	\$13.52	\$15.52	\$29,068
53-7021	Crane & Tower Operators	275	\$37.52	\$34.04	\$39.86	\$43.92	\$78,043
13-2041	Credit Analysts	61	\$38.37	\$27.62	\$36.70	\$44.48	\$79,811
43-4041	Credit Authorizers, Checkers, & Clerks	56	\$19.39	\$15.44	\$17.53	\$21.31	\$40,334
33-9091	Crossing Guards	151	\$25.44	\$23.93	\$26.15	\$28.38	\$52,929
51-9021	Crush/Grind/Polishing Machine Setters/Ops/Tenders	37	\$16.76	\$12.66	\$14.24	\$21.36	\$34,866
25-4012	Curators	44	\$28.60	\$20.83	\$29.46	\$36.82	\$59,482
43-4051	Customer Svc Reps	3,103	\$17.76	\$13.39	\$16.67	\$20.97	\$36,932
51-4031	Cut/Punch/Press Mach Setters/Ops/Tenders, Mtl/Plastic	111	\$19.74	\$11.41	\$15.82	\$31.44	\$41,053
51-9031	Cutters & Trimmers, Hand	19	\$15.28	\$11.64	\$13.81	\$19.09	\$31,775

SOC Code	Tacoma, WA MD Occupational Title	Estimated Employment	Average Wage	Percentiles			Annual Wage
				25th	50th	75th	
51-9032	Cutting & Slicing Machine Setters, Ops, & Tenders	87	\$18.68	\$14.38	\$19.28	\$22.23	\$38,860
43-9021	Data Entry Keyers	258	\$15.72	\$12.19	\$14.84	\$19.85	\$32,697
15-1141	Database Administrators	89	\$39.45	\$25.94	\$37.88	\$47.14	\$82,063
41-9011	Demonstrators & Product Promoters	109	\$11.58	\$10.27	\$11.35	\$12.95	\$24,083
31-9091	Dental Assistants	901	\$19.47	\$15.86	\$19.22	\$22.96	\$40,508
29-2021	Dental Hygienists	555	\$42.51	\$38.60	\$44.74	\$51.45	\$88,420
51-9081	Dental Laboratory Technicians	127	\$20.19	\$15.03	\$17.76	\$26.04	\$42,007
29-1021	Dentists, General	368	\$93.53	\$63.62	\$90.82	\$91.49	\$194,550
29-2032	Diagnostic Medical Sonographers	131	\$36.30	\$32.66	\$36.56	\$41.81	\$75,501
29-2051	Dietetic Technicians		\$15.24	\$11.88	\$13.52	\$17.91	\$31,683
29-1031	Dietitians & Nutritionists	119	\$29.26	\$23.18	\$30.49	\$35.45	\$60,875
35-9011	Dining Room & Cafeteria Attendants & Bartender Helpers	737	\$10.47	\$9.30	\$9.49	\$11.25	\$21,765
21-2021	Directors, Religious Activities & Education	14	\$18.67	\$16.31	\$17.56	\$18.84	\$38,834
35-9021	Dishwashers	1,036	\$9.93	\$9.25	\$9.36	\$10.07	\$20,662
43-5032	Dispatchers, Not Police, Fire, & Ambulance	534	\$20.75	\$13.21	\$20.98	\$27.12	\$43,168
41-9091	Door-To-Door Sales Wkrs, News/Street Vendors	54	\$12.24	\$10.44	\$11.57	\$13.75	\$25,443
17-3019	Drafters, All Other	48	\$24.96	\$21.28	\$24.42	\$27.96	\$51,906
53-3031	Driver/Sales Wkrs	726	\$21.21	\$13.92	\$18.02	\$28.17	\$44,119
47-2081	Drywall & Ceiling Tile Installers	357	\$20.94	\$14.03	\$18.85	\$29.68	\$43,556
25-1063	Economics Teachers, Postsecondary	18					\$86,374
19-3011	Economists	18	\$47.07	\$34.54	\$43.36	\$58.08	\$97,904
27-3041	Editors	90	\$32.15	\$23.42	\$31.01	\$39.48	\$66,877
11-9031	Educ Administrators, Preschool/Child Care Center/Pgms	58	\$18.02	\$13.46	\$16.09	\$20.88	\$37,497
11-9039	Education Administrators, All Other	36	\$33.11	\$24.53	\$29.65	\$42.01	\$68,852
11-9032	Education Administrators, Elem & Secondary School	460					\$108,251
11-9033	Education Administrators, Postsecondary	177	\$43.45	\$33.42	\$40.65	\$50.34	\$90,379
25-1081	Education Teachers, Postsecondary	163					\$61,665
25-9099	Education, Training, & Library Wkrs, All Other	280	\$20.19	\$15.25	\$19.98	\$23.49	\$41,990
21-1012	Educational, Vocational, & School Counselors	507	\$28.37	\$23.27	\$28.61	\$33.99	\$59,013
17-3023	Electrical & Electronic Engineering Technicians	238	\$29.40	\$24.78	\$29.96	\$33.52	\$61,149
51-2022	Electrical & Electronic Equipment Assemblers	102	\$18.58	\$16.21	\$18.81	\$21.61	\$38,656
17-3012	Electrical & Electronics Drafters	46	\$27.50	\$20.03	\$24.86	\$33.35	\$57,199
49-9051	Electrical Power-Line Installers & Repairers	494	\$40.55	\$36.85	\$41.25	\$45.44	\$84,344
49-2094	Electrical/Electronics Repairers, Industrial Equipmt	200	\$34.92	\$31.10	\$33.13	\$39.26	\$72,620
47-3013	Electrician Helpers	131	\$12.98	\$10.17	\$12.61	\$15.72	\$26,993
47-2111	Electricians	1,399	\$26.15	\$20.71	\$26.51	\$32.23	\$54,377
49-2096	Electronic Equipment Installers/Repairers, Motor Veh		\$21.89	\$17.14	\$19.20	\$27.16	\$45,538
25-2021	Elementary School Teachers, Not Special Education	2,980					\$61,942
43-4061	Eligibility Interviewers, Government Programs	264	\$21.80	\$20.83	\$22.47	\$22.48	\$45,343
11-9161	Emergency Management Directors	18	\$37.86	\$30.97	\$35.87	\$43.88	\$78,748
29-2041	Emergency Medical Technicians & Paramedics	140	\$33.69	\$26.21	\$32.04	\$37.25	\$70,083
13-1071	Employment, Recruitment, & Placement Specialists	799	\$29.25	\$24.27	\$28.53	\$34.44	\$60,845
11-9041	Engineering Mgrs	206	\$63.11	\$52.04	\$62.67	\$70.72	\$131,264
25-1032	Engineering Teachers, Postsecondary						\$60,006
17-3029	Engineering Technicians, Not Drafters, All Other	56	\$27.33	\$21.73	\$27.47	\$33.84	\$56,849
17-2199	Engineers, All Other	102	\$48.29	\$40.56	\$45.88	\$57.90	\$100,453
25-1123	English Language & Literature Teachers, Postsecondary	101					\$59,683
27-2099	Entertainers & Performers, Sports & Related Wkrs, A/O	45	\$18.03	\$12.36	\$14.45	\$22.66	
17-2081	Environmental Engineers	55	\$48.40	\$39.24	\$46.50	\$61.84	\$100,674
19-4091	Environmental Science & Protection Techs (Inc Health)	82	\$23.59	\$16.26	\$21.51	\$29.72	\$49,060
19-2041	Environmental Scientists & Specialists (Inc Health)	181	\$34.47	\$29.47	\$33.86	\$39.82	\$71,708
19-1041	Epidemiologists	10	\$45.11	\$34.76	\$40.23	\$62.42	\$93,831
53-7032	Excavating & Loading Machine & Dragline Operators	36	\$28.27	\$21.97	\$27.24	\$33.49	\$58,817
43-6011	Executive Secretaries & Administrative Assistants	959	\$25.05	\$19.42	\$23.97	\$29.35	\$52,092
51-9041	Extrude/Form/Press/Compact Machine Setters/Ops/Tenders	70	\$18.82	\$14.17	\$17.32	\$25.21	\$39,130
51-4021	Extruding/Drawing Mach Setters/Ops/Tenders, Mtl/Plastic	61	\$18.20	\$15.66	\$17.95	\$21.04	\$37,847
29-1062	Family & General Practitioners		\$89.10	\$48.93	\$91.24	\$91.49	\$185,334
45-1011	Farming, Fishing, & Forestry Wkrs, 1st-Ln Sprvs/Mgrs		\$24.10	\$17.09	\$22.75	\$32.34	\$50,126
45-2092	FarmWkrs & Laborers, Crop, Nursery, & Greenhouse	130	\$11.62	\$10.35	\$11.25	\$12.68	\$24,166
45-2093	FarmWkrs, Farm & Ranch Animals	34	\$15.63	\$12.34	\$15.15	\$19.48	\$32,513
47-4031	Fence Erectors	160	\$18.05	\$15.35	\$17.98	\$20.97	\$37,550
51-2091	Fiberglass Laminators & Fabricators	109	\$14.88	\$12.19	\$13.71	\$16.47	\$30,949

SOC Code	Tacoma, WA MD Occupational Title	Estimated Employment	Average Wage	Percentiles			Annual Wage
				25th	50th	75th	
13-2051	Financial Analysts	179	\$38.89	\$28.58	\$37.98	\$45.03	\$80,890
43-3099	Financial Clerks, All Other	106	\$15.77	\$12.70	\$14.86	\$18.57	\$32,818
11-3031	Financial Mgrs	845	\$49.28	\$35.27	\$45.09	\$56.74	\$102,506
13-2099	Financial Specialists, All Other	189	\$26.58	\$20.85	\$23.28	\$30.75	\$55,289
33-2011	Fire Fighters	941	\$34.85	\$30.80	\$35.16	\$40.50	\$72,489
33-1021	Fire Fighting & Prevention Wkrs, 1st-Ln Spvrs of	293	\$43.62	\$39.71	\$43.58	\$48.42	\$90,726
33-2021	Fire Inspectors & Investigators	17	\$44.50	\$37.62	\$47.15	\$52.60	\$92,559
39-9031	Fitness Trainers & Aerobics Instructors	611	\$18.91	\$11.00	\$16.75	\$25.36	\$39,321
27-1023	Floral Designers	75	\$14.78	\$11.58	\$14.71	\$17.76	\$30,743
51-3092	Food Batchmakers	75	\$13.29	\$11.06	\$12.91	\$14.67	\$27,658
51-3093	Food Cooking Machine Operators & Tenders	31	\$17.00	\$14.64	\$17.60	\$19.94	\$35,361
35-9099	Food Preparation & Serving Related Wkrs, A/O	125	\$10.09	\$9.32	\$9.49	\$10.31	\$20,987
35-1012	Food Preparation & Serving Wkrs, 1st-Ln Spvrs of	1,327	\$19.18	\$14.19	\$19.56	\$22.96	\$39,892
35-2021	Food Preparation Wkrs	1,529	\$10.82	\$9.35	\$10.08	\$11.40	\$22,508
51-3099	Food Processing Workers, All Other	72	\$12.13	\$9.88	\$12.00	\$13.90	\$25,217
19-1012	Food Scientists & Technologists		\$24.83	\$17.49	\$22.80	\$30.36	\$51,663
35-3041	Food Servers, Nonrestaurant	552	\$11.41	\$9.73	\$10.85	\$12.40	\$23,731
11-9051	Food Svc Mgrs	277	\$27.27	\$20.22	\$26.55	\$34.71	\$56,710
51-3091	Food/Tobacco Roast/Bake/Dry Mach Ops/Tenders	48	\$16.99	\$10.94	\$16.57	\$22.73	\$35,345
25-1124	Foreign Language & Literature Teachers, Postsecondary	106					\$55,985
45-4011	Forest & Conservation Wkrs	29	\$10.71	\$8.80	\$8.81	\$12.40	\$22,282
13-1131	Fundraisers	95	\$25.13	\$19.09	\$24.10	\$31.25	\$52,261
51-9051	Furnace, Kiln, Oven, Drier, & Kettle Ops/Tenders	43	\$23.47	\$19.49	\$21.87	\$28.51	\$48,820
43-3041	Gaming Cage Wkrs	35	\$13.52	\$10.20	\$11.77	\$16.65	\$28,128
39-3011	Gaming Dealers	618	\$13.74	\$9.40	\$11.73	\$15.87	\$28,597
39-1011	Gaming Supervisors	74	\$22.68	\$18.61	\$22.79	\$26.81	\$47,169
33-9031	Gaming Surveillance Officers & Gaming Investigators	41	\$18.73	\$12.66	\$16.50	\$25.85	\$38,970
11-1021	General & Operations Mgrs	2,224	\$58.94	\$38.41	\$51.27	\$69.99	\$122,598
47-2121	Glaziers	187	\$33.88	\$26.10	\$38.34	\$42.29	\$70,467
27-1024	Graphic Designers	267	\$24.04	\$17.30	\$24.35	\$28.76	\$50,009
51-4033	Grind/Lap/Polish/Buf Machine Setters/Ops/Tenders	85	\$18.11	\$11.69	\$14.79	\$22.85	\$37,667
51-9022	Grinding & Polishing Wkrs, Hand	95	\$21.04	\$13.73	\$21.76	\$27.88	\$43,770
39-5012	Hairdressers, Hairstylists, & Cosmetologists	803	\$14.55	\$10.07	\$12.45	\$17.27	\$30,272
47-4041	Hazardous Materials Removal Wkrs	117	\$17.76	\$15.57	\$17.59	\$20.12	\$36,926
17-2111	Health & Safety Engineers (Not Mining)	25	\$38.50	\$31.86	\$38.93	\$45.31	\$80,071
29-1199	Health Diagnosing & Treating Practitioners, A/O	50	\$41.05	\$33.84	\$41.74	\$50.10	\$85,386
21-1091	Health Educators	14	\$30.67	\$22.64	\$31.54	\$37.33	\$63,797
29-2099	Health Technologists & Technicians, All Other	293	\$26.94	\$20.67	\$26.22	\$32.42	\$56,052
29-9099	Healthcare Practitioners & Tech Wkrs, All Other		\$25.51	\$20.87	\$22.82	\$27.45	\$53,067
31-9099	Healthcare Support Wkrs, All Other	429	\$19.19	\$16.38	\$18.76	\$21.99	\$39,906
51-4191	Heat Treating Equip Setters/Ops/Tenders, Mtl/Plastic	26	\$14.00	\$12.21	\$13.91	\$15.93	\$29,126
49-9021	Heating, Air Cond, Refrigeration Mechanics & Installers	553	\$23.91	\$20.75	\$24.94	\$28.45	\$49,721
53-1021	Helpers, Laborers, & Material Movers, 1st-Ln Spvrs of	364	\$24.47	\$19.31	\$23.52	\$29.54	\$50,897
25-1125	History Teachers, Postsecondary	39					\$65,868
31-1011	Home Health Aides	2,190	\$12.75	\$12.00	\$12.91	\$13.83	\$26,523
35-9031	Hosts & Hostesses, Restaurant, Lounge, & Coffee Shop	572	\$10.75	\$9.37	\$9.92	\$11.41	\$22,353
43-4081	Hotel, Motel, & Resort Desk Clerks	281	\$11.88	\$10.24	\$11.64	\$13.43	\$24,712
37-1011	Housekeeping/Janitorial Wkrs, 1st-Line Spvrs	277	\$19.94	\$10.75	\$21.32	\$26.64	\$41,464
43-4161	Human Resources Assistants, Not Payroll & Timekeeping	385	\$19.41	\$16.76	\$19.54	\$22.06	\$40,374
11-3121	Human Resources Managers	186	\$45.82	\$34.24	\$42.64	\$54.31	\$95,298
19-2043	Hydrologists	42	\$42.16	\$35.78	\$42.94	\$49.25	\$87,686
17-3026	Industrial Engineering Technicians	53	\$31.41	\$25.94	\$32.07	\$37.15	\$65,337
17-2112	Industrial Engineers	123	\$42.58	\$36.34	\$42.34	\$48.81	\$88,571
49-9041	Industrial Machinery Mechanics	638	\$32.46	\$26.25	\$32.60	\$40.51	\$67,522
11-3051	Industrial Production Mgrs	267	\$46.51	\$34.01	\$43.37	\$54.22	\$96,749
53-7051	Industrial Truck & Tractor Operators	1,335	\$20.63	\$14.50	\$18.59	\$25.36	\$42,920
43-4199	Information & Record Clerks, All Other	732	\$20.26	\$17.91	\$20.17	\$22.87	\$42,150
15-1122	Information Security Analysts	79	\$37.27	\$27.31	\$33.41	\$43.92	\$77,520
51-9061	Inspectors, Testers, Sorters, Samplers, & Weighers	682	\$22.97	\$15.84	\$22.87	\$30.76	\$47,785
49-9098	Installation, Maintenance, & Repair Helpers	391	\$15.41	\$10.78	\$13.34	\$19.68	\$32,058
49-9099	Installation, Maintenance, & Repair Wkrs, A/O	305	\$24.32	\$19.92	\$25.85	\$29.98	\$50,589
25-9031	Instructional Coordinators	257	\$28.89	\$25.00	\$29.30	\$33.61	\$60,091

SOC Code	Tacoma, WA MD Occupational Title	Estimated Employment	Average Wage	Percentiles			Annual Wage
				25th	50th	75th	
43-9041	Insurance Claims & Policy Processing Clerks	523	\$19.53	\$16.33	\$18.62	\$22.03	\$40,636
41-3021	Insurance Sales Agents	473	\$24.06	\$14.22	\$20.93	\$30.09	\$50,052
27-1025	Interior Designers	62	\$25.20	\$17.09	\$21.61	\$33.68	\$52,413
29-1063	Internists, General	140	\$100.28	\$80.23	\$91.23	\$91.51	\$208,583
27-3091	Interpreters & Translators	82	\$19.60	\$11.99	\$20.64	\$22.96	\$40,774
43-4111	Interviewers, Not Eligibility & Loan	277	\$18.54	\$16.42	\$18.25	\$20.92	\$38,573
37-2011	Janitors & Cleaners, Not Maids & Housekeeping Cleaners	4,468	\$14.06	\$10.40	\$12.58	\$16.87	\$29,250
51-9071	Jewelers & Precious Stone & Metal Wkrs	59	\$17.50	\$13.77	\$15.99	\$21.28	\$36,395
23-1023	Judges, Magistrate Judges, & Magistrates	119	\$47.69	\$36.67	\$43.68	\$56.24	\$99,195
25-2012	Kindergarten Teachers, Not Special Education	459					\$54,664
13-1075	Labor Relations Specialists	141	\$33.36	\$26.78	\$31.44	\$36.63	\$69,396
53-7062	Laborers & Freight, Stock, & Material Movers, Hand	4,097	\$14.73	\$10.91	\$13.48	\$17.45	\$30,638
17-1012	Landscape Architects	11	\$37.90	\$31.48	\$39.71	\$43.95	\$78,825
37-1012	Landscape, Lawn, Groundskeep Wkrs, 1st-Line Spvrs	108	\$23.26	\$14.75	\$21.45	\$31.70	\$48,375
37-3011	Landscaping & Groundskeeping Wkrs	1,731	\$15.24	\$12.29	\$14.76	\$17.45	\$31,704
51-6011	Laundry & Dry-Cleaning Wkrs	376	\$11.95	\$9.66	\$11.31	\$13.65	\$24,853
23-1011	Lawyers	732	\$56.28	\$35.77	\$50.68	\$67.16	\$117,067
43-6012	Legal Secretaries	270	\$21.58	\$19.37	\$21.49	\$24.18	\$44,887
23-2099	Legal Support Wkrs, All Other		\$26.85	\$22.19	\$26.51	\$29.83	\$55,849
11-1031	Legislators	45					\$72,956
25-4021	Librarians	294	\$32.36	\$28.20	\$32.50	\$36.38	\$67,310
43-4121	Library Assistants, Clerical	279	\$12.92	\$11.02	\$12.66	\$14.25	\$26,887
25-4031	Library Technicians	268	\$20.23	\$17.68	\$20.28	\$22.54	\$42,088
29-2061	Licensed Practical & Licensed Vocational Nurses	1,726	\$22.46	\$20.28	\$21.96	\$25.08	\$46,713
19-1099	Life Scientists, All Other	26	\$35.01	\$32.52	\$33.86	\$36.82	\$72,817
19-4099	Life, Physical, & Social Science Technicians, A/O	89	\$26.56	\$20.17	\$26.31	\$32.07	\$55,242
33-9092	Lifeguards, Ski Patrol, Recreational Protective Svc Wkrs	211	\$11.85	\$10.04	\$10.99	\$12.15	\$24,647
13-2071	Loan Counselors	91	\$16.43	\$15.40	\$16.61	\$17.83	\$34,169
43-4131	Loan Interviewers & Clerks	624	\$17.24	\$14.14	\$16.80	\$19.57	\$35,865
13-2072	Loan Officers	444	\$32.48	\$25.39	\$28.77	\$38.83	\$67,553
39-3093	Locker Room, Coatroom, & Dressing Room Attendants	73	\$9.80	\$9.26	\$9.37	\$9.90	\$20,374
49-9094	Locksmiths & Safe Repairers	69	\$19.44	\$16.51	\$18.00	\$21.70	\$40,444
11-9081	Lodging Mgrs	20	\$33.84	\$23.44	\$30.53	\$37.85	\$70,390
45-4022	Logging Equipment Operators		\$22.14	\$19.84	\$22.05	\$24.99	\$46,051
45-4029	Logging Wkrs, All Other		\$22.80	\$20.33	\$23.03	\$26.88	\$47,428
13-1081	Logisticians	314	\$37.33	\$29.75	\$35.70	\$44.12	\$77,649
53-7063	Machine Feeders & Offbearers	233	\$16.82	\$14.03	\$16.99	\$19.76	\$34,978
51-4041	Machinists	341	\$24.81	\$18.46	\$24.81	\$29.22	\$51,602
29-2035	Magnetic Resonance Imaging Technologists	68	\$38.05	\$33.87	\$38.54	\$43.13	\$79,152
37-2012	Maids & Housekeeping Cleaners	1,199	\$10.79	\$9.36	\$10.00	\$11.41	\$22,441
43-9051	Mail Clerks & Mail Machine Ops, Not Postal Svc	123	\$15.55	\$12.07	\$14.68	\$18.93	\$32,353
49-9071	Maintenance and Repair Workers, General	2,449	\$20.19	\$14.44	\$19.01	\$25.58	\$42,012
49-9043	Maintenance Wkrs, Machinery	225	\$28.50	\$22.32	\$27.91	\$34.27	\$59,269
13-1111	Management Analysts	562	\$38.64	\$29.93	\$36.85	\$45.24	\$80,371
39-5092	Manicurists & Pedicurists		\$12.83	\$10.88	\$12.21	\$14.42	\$26,703
13-1161	Market Research Analysts	478	\$29.81	\$18.75	\$26.49	\$38.49	\$62,007
11-2021	Marketing Mgrs	158	\$63.75	\$38.42	\$51.80	\$83.39	\$132,595
21-1013	Marriage & Family Therapists	95	\$26.32	\$16.80	\$21.18	\$28.80	\$54,756
31-9011	Massage Therapists		\$21.94	\$16.57	\$18.97	\$26.21	\$45,640
17-2131	Materials Engineers	33	\$44.19	\$38.16	\$45.29	\$53.50	\$91,910
19-2032	Materials Scientists	25	\$42.13	\$29.21	\$40.79	\$54.08	\$87,619
25-1022	Mathematical Science Teachers, Postsecondary	61					\$62,512
51-3022	Meat, Poultry, & Fish Cutters & Trimmers		\$11.84	\$9.62	\$11.67	\$13.61	\$24,629
17-3013	Mechanical Drafters	85	\$32.91	\$23.11	\$30.77	\$42.26	\$68,456
17-3027	Mechanical Engineering Technicians	27	\$30.50	\$24.30	\$28.87	\$38.42	\$63,438
17-2141	Mechanical Engineers	149	\$43.47	\$33.38	\$43.56	\$54.00	\$90,418
49-1011	Mechanics, Installers, Repairers, 1st-Ln Sprvs/Mgrs	938	\$33.15	\$26.20	\$32.21	\$40.43	\$68,947
27-3099	Media & Communication Wkrs, All Other	11	\$23.81	\$13.66	\$22.04	\$29.87	\$49,529
29-2012	Medical & Clinical Laboratory Technicians	211	\$20.63	\$17.11	\$20.84	\$23.61	\$42,901
29-2011	Medical & Clinical Laboratory Technologists	367	\$32.43	\$27.15	\$32.18	\$37.24	\$67,446
11-9111	Medical & Health Svcs Mgrs	685	\$53.72	\$41.81	\$51.12	\$64.61	\$111,724
21-1022	Medical & Public Health Social Wkrs	267	\$29.47	\$25.57	\$29.73	\$34.22	\$61,300

SOC Code	Tacoma, WA MD Occupational Title	Estimated Employment	Average Wage	Percentiles			Annual Wage
				25th	50th	75th	
31-9092	Medical Assistants	1,187	\$16.99	\$15.29	\$17.03	\$18.80	\$35,337
31-9093	Medical Equipment Preparers	175	\$15.95	\$13.02	\$15.65	\$18.78	\$33,166
49-9062	Medical Equipment Repairers	97	\$24.79	\$18.49	\$22.01	\$30.04	\$51,568
29-2071	Medical Records & Health Information Technicians	702	\$18.04	\$14.57	\$17.30	\$20.82	\$37,520
19-1042	Medical Scientists, Not Epidemiologists	33	\$34.96	\$26.22	\$30.29	\$39.73	\$72,708
43-6013	Medical Secretaries	1,709	\$19.79	\$16.46	\$18.36	\$23.65	\$41,163
31-9094	Medical Transcriptionists	561	\$18.25	\$15.20	\$19.49	\$21.64	\$37,963
13-1121	Meeting & Convention Planners	114	\$25.69	\$20.96	\$24.55	\$28.47	\$53,439
21-1023	Mental Health & Substance Abuse Social Wkrs	298	\$23.26	\$19.50	\$22.88	\$27.28	\$48,395
21-1014	Mental Health Counselors	409	\$20.85	\$17.53	\$20.02	\$22.60	\$43,370
27-1026	Merchandise Displayers & Window Trimmers	105	\$15.16	\$10.93	\$14.76	\$18.75	\$31,550
51-4199	Metal Wkrs & Plastic Wkrs, All Other	54	\$18.05	\$11.82	\$15.53	\$21.26	\$37,530
43-5041	Meter Readers, Utilities	75	\$22.99	\$17.20	\$24.71	\$27.81	\$47,809
11-9199	Mgrs, All Other	509	\$48.25	\$36.88	\$49.43	\$57.65	\$100,354
25-2022	Middle School Teachers (Not Special Ed & Vocational)	1,346					\$63,008
49-9044	Millwrights	139	\$33.69	\$28.18	\$33.17	\$36.92	\$70,069
51-9023	Mixing & Blending Machine Setters, Ops, & Tenders	79	\$18.52	\$15.46	\$18.08	\$22.21	\$38,533
49-3042	Mobile Heavy Equipment Mechanics, Not Engines	373	\$30.43	\$26.76	\$30.31	\$34.09	\$63,314
51-4072	Mold/Coremaking/Casting Mach Set/Op/Tend, Mtl/Plastic		\$20.59	\$15.55	\$19.93	\$23.37	\$42,834
51-9195	Molders, Shapers, & Casters, Not Metal & Plastic	226	\$15.41	\$13.04	\$15.35	\$17.70	\$32,055
39-4031	Morticians, Undertakers, and Funeral Directors	47	\$21.39	\$17.18	\$20.48	\$23.85	\$44,473
53-3099	Motor Vehicle Operators, All Other	61	\$24.05	\$20.79	\$24.98	\$27.92	\$50,022
49-3051	Motorboat Mechanics	51	\$18.52	\$14.70	\$19.29	\$21.75	\$38,524
51-4081	Multiple Machine Tool Setters/Ops/Tenders, Mtl/Plastic	40	\$24.43	\$19.81	\$24.74	\$27.60	\$50,802
25-4013	Museum Technicians & Conservators	11	\$15.43	\$9.26	\$14.47	\$21.13	\$32,097
49-9063	Musical Instrument Repairers & Tuners		\$20.58	\$14.78	\$22.43	\$26.21	\$42,798
27-2042	Musicians & Singers	35	\$19.45	\$11.60	\$15.72	\$23.85	
11-9121	Natural Sciences Mgrs	33	\$51.93	\$41.87	\$49.47	\$56.80	\$108,009
15-1142	Network and Computer Systems Administrators	478	\$34.58	\$28.68	\$34.00	\$39.94	\$71,914
43-4141	New Accounts Clerks	248	\$17.63	\$15.19	\$17.30	\$19.83	\$36,666
39-2021	Nonfarm Animal Caretakers	494	\$13.04	\$9.43	\$10.79	\$15.01	\$27,122
41-1012	Non-Retail Sales Wkrs, 1st-Line Spvrs of	383	\$32.82	\$23.42	\$31.06	\$40.93	\$68,263
29-2033	Nuclear Medicine Technologists	54	\$39.87	\$37.16	\$40.96	\$44.25	\$82,927
51-4012	Numerical Tool & Process Control Programmers	45	\$39.91	\$36.61	\$41.50	\$45.46	\$83,023
31-1014	Nursing Assistants	2,377	\$13.98	\$11.85	\$13.65	\$15.98	\$29,081
25-1072	Nursing Instructors & Teachers, Postsecondary	119					\$60,184
29-9011	Occupational Health & Safety Specialists	156	\$36.34	\$30.21	\$34.51	\$40.55	\$75,585
31-2011	Occupational Therapist Assistants	32	\$25.80	\$21.15	\$25.21	\$30.66	\$53,670
29-1122	Occupational Therapists	242	\$33.93	\$27.87	\$34.41	\$40.85	\$70,578
43-1011	Office & Admin Support Wkrs, 1st-Line Spvrs of	2,552	\$27.93	\$19.86	\$25.98	\$35.26	\$58,091
43-9199	Office & Administrative Support Wkrs, All Other	584	\$18.09	\$13.80	\$17.00	\$21.18	\$37,631
43-9061	Office Clerks, General	4,177	\$15.56	\$12.05	\$14.92	\$18.03	\$32,375
43-9071	Office Machine Operators, Not Computer	59	\$16.74	\$13.06	\$14.43	\$20.55	\$34,812
47-2073	Operating Engineers/Construction Equipment Ops	729	\$33.19	\$25.24	\$32.58	\$40.01	\$69,032
15-2031	Operations Research Analysts	48	\$34.95	\$27.94	\$34.19	\$41.75	\$72,701
29-2057	Ophthalmic Medical Technicians	42	\$18.47	\$15.76	\$19.08	\$21.24	\$38,420
29-2081	Opticians, Dispensing	117	\$19.23	\$15.53	\$18.59	\$23.25	\$39,995
43-4151	Order Clerks	709	\$17.16	\$13.54	\$16.87	\$19.68	\$35,696
31-1015	Orderlies	95	\$15.60	\$13.38	\$15.05	\$17.53	\$32,432
49-3053	Outdoor Power Equipment & Other Small Engine Mechanics	86	\$18.34	\$16.26	\$17.70	\$19.11	\$38,143
51-9111	Packaging & Filling Machine Operators & Tenders	326	\$13.76	\$10.69	\$12.59	\$15.71	\$28,625
53-7064	Packers & Packagers, Hand	1,429	\$12.07	\$9.58	\$11.24	\$13.50	\$25,089
47-2141	Painters, Construction & Maintenance	752	\$22.37	\$15.79	\$23.51	\$29.98	\$46,534
51-9122	Painters, Transportation Equipment	141	\$22.57	\$16.19	\$23.76	\$28.55	\$46,957
51-9123	Painting, Coating, & Decorating Wkrs		\$16.28	\$13.64	\$15.18	\$17.96	\$33,864
51-9196	Paper Goods Machine Setters, Operators, & Tenders	255	\$18.15	\$12.51	\$16.89	\$22.41	\$37,746
23-2011	Paralegals & Legal Assistants	564	\$25.12	\$18.01	\$23.84	\$28.53	\$52,256
33-3041	Parking Enforcement Wkrs	20	\$18.51	\$11.26	\$19.64	\$25.73	\$38,512
53-6021	Parking Lot Attendants	135	\$10.84	\$9.58	\$10.58	\$11.60	\$22,535
41-2022	Parts Salespersons	586	\$15.27	\$11.23	\$14.02	\$17.92	\$31,754
51-4062	Patternmakers, Metal & Plastic		\$18.38	\$11.56	\$17.42	\$25.39	\$38,226
43-3051	Payroll & Timekeeping Clerks	310	\$19.44	\$16.21	\$19.65	\$22.18	\$40,442

SOC Code	Tacoma, WA MD Occupational Title	Estimated Employment	Average Wage	Percentiles			Annual Wage
				25th	50th	75th	
39-9021	Personal & Home Care Aides	1,526	\$10.82	\$10.07	\$10.72	\$11.36	\$22,503
39-9099	Personal Care & Svc Wkrs, All Other	235	\$12.26	\$9.50	\$10.93	\$15.40	\$25,485
13-2052	Personal Financial Advisors	223	\$44.13	\$19.39	\$31.09	\$47.13	\$91,790
39-1021	Personal Svc Wkrs, 1st-Line Supervisors/Mgrs of	362	\$20.74	\$15.16	\$20.02	\$24.90	\$43,143
37-2021	Pest Control Wkrs	104	\$18.89	\$14.93	\$17.93	\$21.70	\$39,283
51-8093	Petroleum Pump System/Refinery Ops & Gaugers		\$26.65	\$24.31	\$26.75	\$28.88	\$55,418
29-1051	Pharmacists	562	\$53.93	\$50.19	\$54.24	\$58.56	\$112,176
31-9095	Pharmacy Aides	46	\$12.96	\$12.17	\$13.17	\$14.17	\$26,969
29-2052	Pharmacy Technicians	628	\$20.47	\$17.82	\$20.52	\$23.01	\$42,558
25-1126	Philosophy & Religion Teachers, Postsecondary						\$67,146
31-9097	Phlebotomists	227	\$15.45	\$13.16	\$14.94	\$17.62	\$32,147
27-4021	Photographers		\$16.21	\$9.38	\$9.97	\$19.14	\$33,708
51-9151	Photographic Process Workers & Machine Operators	56	\$16.31	\$13.24	\$16.60	\$19.45	\$33,937
29-1069	Phys/Surgeons, A/O (Cardiologists, Dermatologists, etc)	744	\$101.29	\$81.18	\$91.26	\$91.55	\$210,703
31-2022	Physical Therapist Aides	37	\$15.17	\$12.65	\$14.79	\$17.30	\$31,564
31-2021	Physical Therapist Assistants	103	\$27.02	\$22.32	\$26.09	\$30.96	\$56,216
29-1123	Physical Therapists	309	\$34.45	\$30.72	\$34.52	\$40.00	\$71,663
29-1071	Physician Assistants	373	\$51.94	\$43.87	\$51.33	\$62.38	\$108,025
25-1054	Physics Teachers, Postsecondary	26					\$76,587
47-3015	Pipelayer, Plumber, Pipefitter, Steamfitter Helpers		\$24.51	\$23.56	\$25.48	\$27.39	\$50,982
47-2151	Pipelayers	229	\$30.07	\$22.72	\$31.69	\$36.20	\$62,545
51-8099	Plant & System Operators, All Other	107	\$21.88	\$14.39	\$23.51	\$29.02	\$45,502
47-2161	Plasterers & Stucco Masons	17	\$24.02	\$19.55	\$21.75	\$31.59	\$49,951
47-2152	Plumbers, Pipefitters, & Steamfitters	627	\$30.35	\$22.36	\$28.28	\$36.13	\$63,108
33-1012	Police & Detectives, 1st-Line Supervisors/Mgrs of	206	\$44.27	\$39.10	\$44.17	\$50.63	\$92,086
33-3051	Police & Sheriff's Patrol Officers	829	\$34.50	\$31.48	\$34.52	\$39.08	\$71,766
43-5031	Police, Fire, & Ambulance Dispatchers		\$26.11	\$22.01	\$25.73	\$29.76	\$54,314
25-1065	Political Science Teachers, Postsecondary	16					\$63,770
43-5051	Postal Svc Clerks	136	\$24.44	\$24.14	\$25.87	\$25.88	\$50,844
43-5052	Postal Svc Mail Carriers	676	\$26.13	\$25.68	\$27.53	\$27.54	\$54,361
43-5053	Postal Svc Mail Sorters/Processors/Processing Mach Ops	245	\$24.46	\$25.61	\$25.87	\$25.88	\$50,878
11-9131	Postmasters & Mail Superintendents	22	\$34.85	\$30.62	\$35.72	\$38.44	\$72,499
25-1199	Postsecondary Teachers, All Other	79					\$69,043
51-8013	Power Plant Operators		\$33.50	\$31.95	\$34.08	\$36.22	\$69,666
49-9069	Precision Instrument & Equipment Repairers, A/O	32	\$30.92	\$29.00	\$32.11	\$32.12	\$64,306
51-5111	Prepress Technicians and Workers	41					
25-2011	Preschool Teachers, Not Special Education	549	\$12.92	\$9.97	\$11.74	\$14.08	\$26,891
51-6021	Pressers, Textile, Garment, & Related Materials	108	\$12.45	\$11.17	\$12.38	\$13.73	\$25,891
51-5113	Print Binding and Finishing Workers	15	\$20.74	\$15.63	\$20.46	\$23.43	\$43,140
51-5112	Printing Press Operators	230	\$15.77	\$10.92	\$15.06	\$18.29	\$32,797
21-1092	Probation Officers & Correctional Treatment Specialists	236	\$27.73	\$24.78	\$26.06	\$31.02	\$57,695
43-3061	Procurement Clerks	178	\$21.02	\$18.54	\$21.18	\$23.54	\$43,719
27-2012	Producers & Directors	75	\$25.28	\$14.94	\$25.50	\$32.53	\$52,590
51-1011	Production & Operating Wkrs, 1st-Line Spvrs of	943	\$28.31	\$20.35	\$27.06	\$34.73	\$58,889
51-9199	Production Wkrs, All Other	430	\$14.85	\$10.62	\$12.98	\$17.64	\$30,894
51-9198	Production Worker Helpers	370	\$13.61	\$10.88	\$13.01	\$15.43	\$28,305
43-5061	Production, Planning, & Expediting Clerks	350	\$21.58	\$16.49	\$21.61	\$26.70	\$44,893
11-9141	Property, Real Estate, & Community Association Mgrs	337	\$27.74	\$16.66	\$26.98	\$35.23	\$57,711
33-1099	Protective Svc Wkrs A/O, 1st-Line Spvrs of	122	\$24.82	\$20.14	\$22.72	\$28.49	\$51,614
33-9099	Protective Svc Wkrs, All Other	421	\$17.45	\$14.46	\$16.26	\$17.96	\$36,294
29-1066	Psychiatrists	75	\$94.12	\$79.90	\$86.55	\$91.37	\$195,770
25-1066	Psychology Teachers, Postsecondary	92					\$52,177
11-2031	Public Relations Mgrs	129	\$47.21	\$34.51	\$43.62	\$57.12	\$98,194
27-3031	Public Relations Specialists	259	\$29.67	\$22.24	\$30.74	\$35.88	\$61,713
13-1023	Purchasing Agents (Not Wholesale/Retail/Farm Prodcnts)	515	\$28.43	\$21.92	\$26.93	\$34.21	\$59,141
11-3061	Purchasing Mgrs	86	\$41.64	\$33.40	\$39.51	\$50.85	\$86,624
29-2034	Radiologic Technologists & Technicians	360	\$30.30	\$26.12	\$29.40	\$34.33	\$63,023
41-9021	Real Estate Brokers		\$24.12	\$18.54	\$25.21	\$27.80	\$50,173
41-9022	Real Estate Sales Agents	169	\$24.42	\$14.59	\$22.96	\$29.50	\$50,793
43-4171	Receptionists & Information Clerks	1,838	\$13.46	\$10.86	\$12.75	\$15.29	\$28,006
25-1193	Recreation & Fitness Studies Teachers, Postsecondary	47					\$53,017
39-9032	Recreation Wkrs	372	\$12.52	\$10.31	\$11.36	\$13.33	\$26,051

SOC Code	Tacoma, WA MD Occupational Title	Estimated Employment	Average Wage	Percentiles			Annual Wage
				25th	50th	75th	
29-1125	Recreational Therapists	66	\$21.37	\$19.10	\$21.71	\$24.59	\$44,444
53-7081	Refuse & Recyclable Material Collectors	362	\$23.47	\$19.93	\$24.45	\$27.31	\$48,823
29-1141	Registered Nurses	5,770	\$36.37	\$30.88	\$36.09	\$42.37	\$75,657
21-1015	Rehabilitation Counselors	1,362	\$17.86	\$14.82	\$17.17	\$19.86	\$37,143
39-9041	Residential Advisors	56	\$14.34	\$10.89	\$13.88	\$17.10	\$29,824
29-1126	Respiratory Therapists	222	\$28.92	\$25.63	\$28.18	\$32.09	\$60,157
29-2054	Respiratory Therapy Technicians		\$30.04	\$26.97	\$31.11	\$34.44	\$62,489
41-1011	Retail Sales Wkrs, 1st-Line Supervisors/Mgrs of	2,493	\$21.42	\$15.01	\$19.33	\$24.70	\$44,552
41-2031	Retail Salespersons	9,835	\$13.07	\$9.51	\$11.02	\$14.43	\$27,187
47-2181	Roofers	685	\$22.92	\$16.85	\$20.80	\$28.57	\$47,671
41-9099	Sales & Related Wkrs, All Other	205	\$14.09	\$10.49	\$12.05	\$16.16	\$29,300
41-9031	Sales Engineers	71	\$48.36	\$41.62	\$46.72	\$55.22	\$100,586
11-2022	Sales Mgrs	549	\$51.14	\$39.22	\$47.79	\$56.73	\$106,373
41-3099	Sales Reps, Svcs, All Other	1,175	\$21.74	\$12.18	\$17.96	\$27.38	\$45,233
41-4012	Sales Reps, Wholesale/Manuf (Not Tech/Sci Prdcts)	2,476	\$30.65	\$19.49	\$26.29	\$36.66	\$63,741
41-4011	Sales Reps, Wholesale/Manuf, Tech.Scientific Prdcts	415	\$33.16	\$23.60	\$29.80	\$40.10	\$68,983
51-7041	Sawing Machine Setters, Ops, & Tenders, Wood	179	\$16.55	\$14.32	\$16.49	\$18.30	\$34,425
25-2031	Secondary School Teachers (Not Special/Voc Ed)	1,494					\$62,011
43-6014	Secretaries, Not Legal, Medical, & Executive	3,605	\$18.24	\$14.74	\$17.82	\$21.71	\$37,938
41-3031	Securities, Commodities, & Financial Svcs Sales Agents	293	\$33.72	\$17.38	\$22.92	\$37.38	\$70,128
49-2098	Security & Fire Alarm Systems Installers	103	\$23.52	\$18.42	\$23.83	\$27.72	\$48,932
33-9032	Security Guards	2,315	\$15.02	\$10.78	\$12.88	\$16.61	\$31,242
25-3021	Self-Enrichment Education Teachers	484	\$19.40	\$13.58	\$18.79	\$23.23	\$40,348
47-4071	Septic Tank Svcs & Sewer Pipe Cleaners	229	\$21.02	\$18.56	\$20.66	\$22.73	\$43,723
51-6031	Sewing Machine Operators	346	\$14.26	\$10.46	\$11.67	\$15.36	\$29,663
47-2211	Sheet Metal Wkrs	344	\$32.90	\$26.65	\$34.92	\$40.81	\$68,431
43-5071	Shipping, Receiving, & Traffic Clerks	1,427	\$16.95	\$12.60	\$15.35	\$20.30	\$35,245
39-5094	Skin Care Specialists		\$18.86	\$10.87	\$19.06	\$23.21	\$39,222
11-9151	Social & Community Svc Mgrs	334	\$33.46	\$25.63	\$30.94	\$40.46	\$69,591
21-1093	Social & Human Svc Assistants	930	\$14.96	\$11.29	\$13.56	\$17.10	\$31,129
19-3099	Social Scientists & Related Wkrs, All Other	109	\$35.44	\$30.85	\$33.84	\$39.81	\$73,712
21-1029	Social Wkrs, All Other	298	\$28.13	\$18.51	\$31.76	\$36.05	\$58,513
25-1067	Sociology Teachers, Postsecondary	25					\$64,042
27-4014	Sound Engineering Technicians		\$17.75	\$15.79	\$16.97	\$18.13	\$36,910
25-2052	Special Educ Teachers, Kindergarten, Elementary School	371					\$58,834
25-2053	Special Education Teachers, Middle School	190					\$61,275
25-2051	Special Education Teachers, Preschool	78					\$57,456
25-2054	Special Education Teachers, Secondary School	239					\$62,081
29-1127	Speech-Language Pathologists	192	\$34.05	\$28.77	\$33.62	\$37.92	\$70,824
15-2041	Statisticians	25	\$30.09	\$24.16	\$26.70	\$36.82	\$62,582
43-5081	Stock Clerks & Order Fillers	4,782	\$14.55	\$10.08	\$13.19	\$18.06	\$30,254
47-2221	Structural Iron & Steel Wkrs	163	\$27.69	\$18.95	\$24.54	\$39.38	\$57,596
51-2041	Structural Metal Fabricators & Fitters	134	\$18.52	\$15.01	\$17.81	\$21.98	\$38,519
21-1011	Substance Abuse & Behavioral Disorder Counselors	159	\$20.20	\$17.38	\$20.20	\$22.64	\$42,012
25-3098	Substitute teachers	2,354	\$17.55	\$15.83	\$17.08	\$18.32	\$36,498
29-1067	Surgeons		\$128.09	\$91.23	\$91.23	\$91.23	\$266,420
29-2055	Surgical Technologists	255	\$22.29	\$17.71	\$22.39	\$26.67	\$46,374
17-3031	Surveying & Mapping Technicians	96	\$21.07	\$16.70	\$19.72	\$25.44	\$43,823
17-1022	Surveyors	99	\$33.15	\$27.32	\$33.06	\$39.64	\$68,936
53-6031	Svc Station Attendants	392	\$12.48	\$10.34	\$11.23	\$13.03	\$25,975
43-2011	Switchboard Operators, Including Answering Svc	193	\$15.37	\$12.46	\$14.90	\$17.47	\$31,967
51-6052	Tailors, Dressmakers, & Custom Sewers	21	\$18.28	\$14.93	\$19.36	\$21.65	\$38,023
53-7121	Tank Car, Truck, & Ship Loaders	72	\$36.34	\$33.29	\$38.42	\$43.21	\$75,585
47-2082	Tapers	271	\$19.26	\$13.57	\$18.02	\$22.46	\$40,072
13-2082	Tax Preparers	93	\$19.57	\$15.80	\$17.80	\$21.40	\$40,696
53-3041	Taxi Drivers & Chauffeurs	115	\$16.50	\$11.47	\$14.18	\$22.14	\$34,321
25-9041	Teacher Assistants	3,517					\$31,072
25-3099	Teachers & Instructors, All Other	247					\$58,905
51-2092	Team Assemblers	539	\$15.47	\$11.94	\$14.80	\$18.77	\$32,185
27-3042	Tech Writers	34	\$30.46	\$22.52	\$27.71	\$36.97	\$63,358
49-2022	Telecom Equipment Installers & Repairers (Not Line)	468	\$26.25	\$19.84	\$26.21	\$32.86	\$54,586
49-9052	Telecommunications Line Installers & Repairers	325	\$23.78	\$18.20	\$22.61	\$28.15	\$49,471

SOC Code	Tacoma, WA MD Occupational Title	Estimated Employment	Average Wage	Percentiles			Annual Wage
				25th	50th	75th	
41-9041	Telemarketers	230	\$12.97	\$9.30	\$11.37	\$14.82	\$26,973
43-3071	Tellers	1,068	\$13.42	\$11.75	\$13.31	\$14.78	\$27,921
51-6062	Textile Cutting Machine Setters, Ops, & Tenders	26	\$14.57	\$12.66	\$13.89	\$15.12	\$30,312
51-6099	Textile, Apparel, & Furnishings Wkrs, All Other	47	\$17.68	\$15.02	\$17.06	\$19.81	\$36,774
29-1129	Therapists, All Other		\$43.85	\$39.98	\$43.69	\$47.38	\$91,218
47-2044	Tile & Marble Setters		\$21.36	\$19.87	\$21.65	\$23.44	\$44,420
49-3093	Tire Repairers & Changers	151	\$14.41	\$11.32	\$13.07	\$15.65	\$29,955
23-2093	Title Examiners, Abstractors, & Searchers	240	\$25.09	\$19.75	\$24.61	\$30.08	\$52,178
51-4111	Tool & Die Makers	87	\$29.11	\$21.64	\$31.80	\$35.77	\$60,553
51-4194	Tool Grinders, Filers, & Sharpeners	24	\$20.59	\$19.37	\$20.85	\$22.33	\$42,835
39-7011	Tour Guides and Escorts	14	\$19.24	\$16.84	\$19.07	\$22.06	\$40,017
11-3131	Training and Development Managers	29	\$41.99	\$23.80	\$38.41	\$53.82	\$87,339
13-1151	Training and Development Specialists	242	\$28.41	\$24.12	\$27.83	\$33.65	\$59,096
53-6051	Transportation Inspectors	237	\$16.30	\$10.59	\$12.81	\$21.66	\$33,893
53-6099	Transportation Wkrs, All Other	89	\$31.93	\$31.77	\$33.91	\$36.05	\$66,401
11-3071	Transportation, Storage, & Distribution Mgrs		\$42.67	\$33.26	\$42.19	\$52.89	\$88,773
53-1031	Transpntn/Material-Mvng Vehicle Ops, 1st-Ln Spvrs of	640	\$29.46	\$22.62	\$29.92	\$35.36	\$61,288
41-3041	Travel Agents	100	\$13.54	\$10.55	\$12.78	\$16.63	\$28,155
53-3032	Truck Drivers, Heavy & Tractor-Trailer	4,123	\$21.10	\$16.35	\$19.46	\$25.00	\$43,885
53-3033	Truck Drivers, Light or Delivery Svcs	1,660	\$20.00	\$13.06	\$17.24	\$29.68	\$41,607
19-3051	Urban & Regional Planners	157	\$37.33	\$31.90	\$38.62	\$43.68	\$77,644
39-3031	Ushers, Lobby Attendants, & Ticket Takers		\$9.65	\$9.25	\$9.35	\$9.45	\$20,069
29-1131	Veterinarians	200	\$45.34	\$37.45	\$43.57	\$52.26	\$94,299
31-9096	Veterinary Assistants & Laboratory Animal Caretakers	200	\$11.70	\$9.87	\$11.50	\$13.28	\$24,330
29-2056	Veterinary Technologists & Technicians	222	\$17.31	\$15.46	\$17.07	\$18.71	\$36,014
25-2023	Vocational Education Teachers, Middle School	44					\$64,037
25-1194	Vocational Education Teachers, Postsecondary	657	\$27.00	\$21.41	\$26.37	\$32.64	\$56,178
25-2032	Vocational Education Teachers, Secondary School	278					\$62,254
35-3031	Waiters & Waitresses	4,677	\$13.47	\$9.36	\$12.22	\$15.77	\$28,025
51-8031	Water & Liquid Waste Treatment Plant & System Ops	159	\$30.39	\$26.31	\$31.17	\$35.14	\$63,193
15-1134	Web Developers	113	\$26.60	\$21.20	\$25.45	\$31.24	\$55,323
43-5111	Weighers, Measurers, Checkers, Samplers - Recordkeeping	127	\$15.99	\$12.10	\$14.94	\$19.92	\$33,253
51-4121	Welders, Cutters, Solderers, & Brazers	501	\$19.99	\$16.30	\$20.08	\$23.15	\$41,582
51-4122	Welding/Soldering/Brazing Machine Setters/Ops/Tenders	12	\$17.27	\$15.39	\$17.82	\$20.79	\$35,919
13-1022	Wholesale & Retail Buyers, Not Farm Products	390	\$27.38	\$16.54	\$24.92	\$35.92	\$56,947
51-7099	WoodWkrs, All Other		\$16.26	\$10.85	\$15.07	\$21.36	\$33,817
51-7042	Woodworking Machine Setters/Ops/Tenders (Not Sawing)	162	\$15.99	\$13.62	\$16.24	\$18.20	\$33,262
43-9022	Word Processors & Typists	90	\$19.09	\$14.56	\$18.18	\$21.52	\$39,696
27-3043	Writers & Authors	13	\$29.34	\$19.08	\$21.47	\$30.50	\$61,020
19-1023	Zoologists & Wildlife Biologists	52	\$24.25	\$13.44	\$21.81	\$28.87	\$50,430

Wenatchee, WA MSA
2013 Occupational Employment
and Wage Estimates
Includes Chelan and Douglas Counties



SOC Code	Wenatchee, WA MSA Occupational Title	Estimated Employment	Average Wage	Percentiles			Annual Wage
				25th	50th	75th	
13-2011	Accountants & Auditors	238	\$29.96	\$24.95	\$28.64	\$35.49	\$62,324
11-3011	Administrative Svcs Mgrs	49	\$37.55	\$24.93	\$35.62	\$50.49	\$78,116
11-2011	Advertising & Promotions Mgrs		\$46.34	\$31.90	\$37.15	\$63.98	\$96,392
41-3011	Advertising Sales Agents	77	\$17.17	\$12.11	\$15.00	\$19.91	\$35,721
45-2099	Agricultural Wkrs, All Other		\$16.69	\$13.63	\$15.45	\$17.51	\$34,712
49-3011	Aircraft Mechanics & Svc Technicians	23					
39-3091	Amusement & Recreation Attendants		\$10.21	\$9.28	\$9.41	\$10.69	\$21,232
13-2021	Appraisers & Assessors of Real Estate	27	\$23.35	\$20.32	\$22.41	\$25.48	\$48,568
17-1011	Architects, Not Landscape & Naval	16	\$29.32	\$19.86	\$27.35	\$39.28	\$60,991
17-3011	Architectural & Civil Drafters	16	\$27.32	\$23.80	\$27.53	\$31.72	\$56,829
51-2099	Assemblers & Fabricators, All Other	37	\$12.39	\$9.75	\$11.29	\$13.85	\$25,781
49-3021	Automotive Body & Related Repairers	36	\$15.73	\$12.31	\$16.17	\$17.87	\$32,729
49-3023	Automotive Svc Technicians & Mechanics	111	\$20.17	\$15.99	\$19.90	\$23.83	\$41,974
51-3011	Bakers	42	\$11.61	\$10.04	\$11.19	\$12.86	\$24,154
35-3011	Bartenders	208	\$13.49	\$9.44	\$11.11	\$15.56	\$28,064
43-3011	Bill & Account Collectors	46	\$18.36	\$14.35	\$18.04	\$21.85	\$38,181
43-3021	Billing & Posting Clerks & Machine Operators	215	\$17.25	\$14.22	\$16.70	\$18.91	\$35,891
19-4021	Biological Technicians	86	\$17.26	\$13.63	\$15.27	\$18.90	\$35,909
43-3031	Bookkeeping, Accounting, & Auditing Clerks	700	\$17.37	\$14.03	\$16.91	\$20.22	\$36,134
49-3031	Bus & Truck Mechanics & Diesel Engine Specialists	142	\$23.74	\$19.98	\$22.89	\$27.44	\$49,380
53-3022	Bus Drivers, School	145	\$17.96	\$16.32	\$17.82	\$19.41	\$37,353
13-1199	Business Operations Specialists, All Other	172	\$29.53	\$22.06	\$27.88	\$36.06	\$61,422
51-3021	Butchers & Meat Cutters	63	\$14.86	\$11.47	\$15.18	\$17.63	\$30,913
47-2031	Carpenters	236	\$21.74	\$16.60	\$21.38	\$26.90	\$45,226
41-2011	Cashiers	1,594	\$11.08	\$9.35	\$10.05	\$11.82	\$23,050
47-2051	Cement Masons & Concrete Finishers	90	\$17.28	\$13.81	\$16.66	\$20.39	\$35,942
35-1011	Chefs & Head Cooks		\$23.78	\$20.25	\$21.95	\$26.50	\$49,478
19-4031	Chemical Technicians	26	\$17.58	\$15.68	\$17.28	\$18.88	\$36,557
11-1011	Chief Executives	42	\$78.10	\$46.00	\$72.48	\$90.93	\$162,459
39-9011	Child Care Wkrs	146	\$10.49	\$9.33	\$9.85	\$11.20	\$21,804
21-1021	Child, Family, & School Social Wkrs	74	\$23.28	\$18.13	\$25.40	\$26.07	\$48,440
17-3022	Civil Engineering Technicians	38	\$25.59	\$24.17	\$27.36	\$27.37	\$53,233
17-2051	Civil Engineers	133	\$37.49	\$30.22	\$34.99	\$42.33	\$78,000
13-1031	Claims Adjusters, Examiners, & Investigators	25	\$32.71	\$29.73	\$33.45	\$37.89	\$68,041
53-7061	Cleaners of Vehicles & Equipment	104	\$11.07	\$9.49	\$10.61	\$12.05	\$23,029
19-3031	Clinical, Counseling, & School Psychologists	26	\$32.92	\$30.73	\$33.36	\$35.97	\$68,478
27-2022	Coaches & Scouts	175					\$35,021
35-3021	Comb Food Preparation & Serving Wkrs, Inc Fast Food	980	\$10.73	\$9.31	\$9.52	\$11.29	\$22,320
21-1099	Community & Social Svc Specialists, All Other	21	\$20.40	\$16.53	\$18.68	\$24.14	\$42,440
13-1141	Compensation, Benefits, and Job Analysis Specialists	10	\$33.23	\$27.48	\$33.68	\$40.02	\$69,113
13-1041	Compliance Ofcrrs (Not Ag/Const/Safety/Transportn)	78	\$30.49	\$24.79	\$27.37	\$35.66	\$63,422
11-3021	Computer & Information Systems Mgrs	40	\$50.19	\$41.74	\$50.40	\$57.32	\$104,402
15-1152	Computer Network Support Specialists	34	\$23.95	\$18.56	\$21.63	\$30.60	\$49,824
15-1199	Computer Occupations, All Other	24	\$31.20	\$25.27	\$30.55	\$36.85	\$64,894
43-9011	Computer Operators	11	\$20.39	\$11.40	\$24.31	\$27.83	\$42,402
15-1131	Computer Programmers	11	\$40.75	\$36.90	\$41.46	\$45.87	\$84,752
15-1132	Computer Software Engineers, Applications	34	\$29.54	\$22.62	\$27.92	\$37.14	\$61,443
15-1151	Computer Support Specialists	111	\$21.03	\$11.81	\$21.43	\$27.19	\$43,740
15-1121	Computer Systems Analysts	36	\$40.69	\$34.57	\$40.57	\$45.43	\$84,639
51-4011	Computer-Controlled Machine Tool Ops, Mtl/Plastic	35	\$13.83	\$11.24	\$13.08	\$15.11	\$28,758
47-4011	Construction & Building Inspectors	39	\$29.39	\$25.23	\$31.35	\$33.58	\$61,113
47-2061	Construction Laborers	189	\$16.62	\$13.57	\$16.25	\$18.73	\$34,559
11-9021	Construction Mgrs	22	\$46.66	\$18.00	\$45.08	\$56.42	\$97,072
47-1011	Construction Trades/Extraction Wkrs, 1st-Ln Spvrs	121	\$31.60	\$25.32	\$29.93	\$35.55	\$65,729
49-9012	Control & Valve Installers & Repairers (Not Mech Door)	28	\$20.62	\$16.80	\$18.56	\$22.66	\$42,891

SOC Code	Wenatchee, WA MSA Occupational Title	Estimated Employment	Average Wage	Percentiles			Annual Wage
				25th	50th	75th	
35-2019	Cooks, All Other	41	\$11.77	\$9.75	\$10.92	\$12.49	\$24,482
35-2011	Cooks, Fast Food	193	\$10.55	\$9.25	\$9.34	\$11.71	\$21,938
35-2012	Cooks, Institution & Cafeteria	139	\$13.20	\$10.50	\$11.86	\$15.85	\$27,456
35-2014	Cooks, Restaurant	299	\$13.25	\$11.66	\$13.25	\$14.67	\$27,558
35-2015	Cooks, Short Order		\$11.43	\$10.31	\$11.19	\$12.57	\$23,758
13-1051	Cost Estimators	44	\$26.84	\$17.81	\$25.28	\$37.05	\$55,837
41-2021	Counter & Rental Clerks	290	\$15.54	\$10.67	\$13.66	\$19.41	\$32,325
35-3022	Counter Attendants, Cafeteria, Concession, Coffee Shop	411	\$10.45	\$9.26	\$9.38	\$10.33	\$21,739
43-5021	Couriers & Messengers		\$14.58	\$13.29	\$14.38	\$15.42	\$30,330
43-4031	Court, Municipal, & License Clerks	88	\$17.82	\$14.83	\$17.32	\$20.33	\$37,068
53-7021	Crane & Tower Operators	39	\$20.48	\$17.84	\$20.19	\$22.29	\$42,597
43-4051	Customer Svc Reps	202	\$16.98	\$12.90	\$16.12	\$18.91	\$35,326
43-9021	Data Entry Keyers	22	\$13.79	\$10.55	\$11.69	\$16.16	\$28,667
15-1141	Database Administrators	24	\$36.60	\$32.16	\$37.89	\$43.05	\$76,132
41-9011	Demonstrators & Product Promoters	57	\$14.02	\$10.37	\$11.24	\$19.36	\$29,164
31-9091	Dental Assistants	119	\$17.91	\$14.38	\$17.99	\$22.22	\$37,269
29-2021	Dental Hygienists	88	\$41.85	\$39.44	\$42.35	\$45.27	\$87,052
51-9081	Dental Laboratory Technicians	11	\$18.70	\$14.62	\$19.86	\$21.93	\$38,894
29-1021	Dentists, General	32	\$61.27	\$44.42	\$64.52	\$73.58	\$127,422
29-1031	Dietitians & Nutritionists	20	\$25.13	\$18.26	\$26.49	\$29.79	\$52,272
35-9011	Dining Room & Cafeteria Attendants & Bartender Helpers	148	\$9.99	\$9.31	\$9.48	\$10.12	\$20,771
35-9021	Dishwashers		\$9.79	\$9.27	\$9.41	\$9.95	\$20,350
43-5032	Dispatchers, Not Police, Fire, & Ambulance	46	\$19.78	\$16.24	\$18.63	\$22.12	\$41,134
53-3031	Driver/Sales Wkrs	93	\$15.44	\$11.32	\$14.29	\$17.69	\$32,130
47-2081	Drywall & Ceiling Tile Installers	39	\$22.68	\$16.76	\$25.38	\$28.44	\$47,173
27-3041	Editors	21					
11-9032	Education Administrators, Elem & Secondary School	80					\$100,443
25-9099	Education, Training, & Library Wkrs, All Other		\$25.75	\$17.66	\$26.96	\$33.28	\$53,550
21-1012	Educational, Vocational, & School Counselors	82	\$26.96	\$21.91	\$26.08	\$33.02	\$56,073
17-3023	Electrical & Electronic Engineering Technicians	18	\$32.86	\$30.20	\$32.32	\$35.76	\$68,362
49-9051	Electrical Power-Line Installers & Repairers	106	\$39.89	\$38.63	\$40.54	\$43.60	\$82,972
47-2111	Electricians	181	\$26.37	\$21.91	\$26.19	\$31.08	\$54,853
17-2072	Electronics Engineers, Not Computer		\$33.82	\$25.99	\$29.04	\$41.08	\$70,330
25-2021	Elementary School Teachers, Not Special Education	492					\$60,136
43-4061	Eligibility Interviewers, Government Programs	49	\$20.17	\$17.99	\$20.06	\$22.47	\$41,961
13-1071	Employment, Recruitment, & Placement Specialists	68	\$27.99	\$19.51	\$26.69	\$34.25	\$58,229
11-9041	Engineering Mgrs	28	\$55.50	\$49.85	\$54.81	\$64.78	\$115,441
19-4091	Environmental Science & Protection Techs (Inc Health)		\$28.88	\$22.94	\$31.35	\$34.26	\$60,078
19-2041	Environmental Scientists & Specialists (Inc Health)	35	\$28.52	\$24.61	\$27.26	\$31.06	\$59,329
43-6011	Executive Secretaries & Administrative Assistants	147	\$21.75	\$16.00	\$21.96	\$26.67	\$45,241
29-1062	Family & General Practitioners	46	\$102.67	\$77.07	\$91.36	\$91.82	\$213,561
49-3041	Farm Equipment Mechanics		\$18.25	\$15.86	\$17.98	\$21.20	\$37,965
45-1011	Farming, Fishing, & Forestry Wkrs, 1st-Ln Spvrs/Mgrs		\$21.37	\$14.03	\$16.86	\$25.10	\$44,459
45-2092	FarmWkrs & Laborers, Crop, Nursery, & Greenhouse	1,206	\$11.53	\$9.97	\$10.82	\$11.68	\$23,987
43-4071	File Clerks	27	\$13.74	\$11.48	\$13.12	\$14.63	\$28,564
11-3031	Financial Mgrs	79	\$51.08	\$36.13	\$46.00	\$63.33	\$106,247
33-2011	Fire Fighters	125	\$22.00	\$10.92	\$24.23	\$31.72	\$45,771
33-1021	Fire Fighting & Prevention Wkrs, 1st-Ln Spvrs of	27	\$35.06	\$27.16	\$36.71	\$42.56	\$72,920
39-9031	Fitness Trainers & Aerobics Instructors	82	\$18.80	\$15.89	\$18.60	\$21.74	\$39,123
35-1012	Food Preparation & Serving Wkrs, 1st-Ln Spvrs of	214	\$16.91	\$12.65	\$16.14	\$20.34	\$35,171
35-2021	Food Preparation Wkrs	330	\$10.75	\$9.49	\$10.41	\$11.47	\$22,364
35-3041	Food Servers, Nonrestaurant	107	\$10.97	\$9.58	\$10.65	\$11.81	\$22,828
11-9051	Food Svc Mgrs	20	\$31.57	\$23.07	\$26.70	\$38.69	\$65,664
13-1131	Fundraisers	12	\$24.09	\$21.57	\$24.88	\$27.28	\$50,103
11-1021	General & Operations Mgrs	384	\$52.75	\$38.50	\$49.09	\$60.12	\$109,715
45-2041	Graders & Sorters, Agricultural Products	443	\$10.31	\$9.25	\$9.38	\$9.60	\$21,443
27-1024	Graphic Designers	42	\$19.56	\$15.63	\$17.85	\$21.93	\$40,693
29-2099	Health Technologists & Technicians, All Other	35	\$28.50	\$20.49	\$27.19	\$37.14	\$59,277
31-9099	Healthcare Support Wkrs, All Other	11	\$15.76	\$14.33	\$16.38	\$17.87	\$32,777
49-9021	Heating, Air Cond, Refrigeration Mechanics & Installers		\$20.17	\$17.46	\$19.70	\$22.46	\$41,955
53-1021	Helpers, Laborers, & Material Movers, 1st-Ln Spvrs of	54	\$21.97	\$15.81	\$19.34	\$26.35	\$45,691
47-4051	Highway Maintenance Wkrs	116	\$19.82	\$17.20	\$19.59	\$21.64	\$41,222

SOC Code	Wenatchee, WA MSA Occupational Title	Estimated Employment	Average Wage	Percentiles			Annual Wage
				25th	50th	75th	
31-1011	Home Health Aides	95	\$11.29	\$10.08	\$10.84	\$11.61	\$23,495
35-9031	Hosts & Hostesses, Restaurant, Lounge, & Coffee Shop		\$10.48	\$9.67	\$10.37	\$11.08	\$21,781
43-4081	Hotel, Motel, & Resort Desk Clerks	179	\$11.34	\$9.95	\$11.00	\$12.44	\$23,596
37-1011	Housekeeping/Janitorial Wkrs, 1st-Line Spvrs	54	\$17.46	\$12.91	\$16.78	\$21.63	\$36,313
43-4161	Human Resources Assistants, Not Payroll & Timekeeping	29	\$18.28	\$14.80	\$17.12	\$21.08	\$38,013
11-3121	Human Resources Managers	26	\$54.13	\$38.95	\$51.51	\$63.85	\$112,592
49-9041	Industrial Machinery Mechanics	132	\$26.24	\$20.64	\$22.95	\$32.50	\$54,572
11-3051	Industrial Production Mgrs	23	\$39.70	\$32.38	\$37.35	\$44.25	\$82,584
53-7051	Industrial Truck & Tractor Operators	219	\$15.32	\$11.15	\$14.14	\$18.11	\$31,880
43-4199	Information & Record Clerks, All Other	49	\$16.71	\$11.78	\$15.76	\$19.85	\$34,745
51-9061	Inspectors, Testers, Sorters, Samplers, & Weighers	67	\$12.31	\$9.38	\$9.60	\$13.31	\$25,613
49-9098	Installation, Maintenance, & Repair Helpers	21	\$14.05	\$10.17	\$12.26	\$15.11	\$29,224
49-9099	Installation, Maintenance, & Repair Wkrs, A/O		\$16.29	\$13.57	\$15.14	\$18.02	\$33,894
25-9031	Instructional Coordinators	39	\$33.70	\$25.90	\$34.38	\$41.24	\$70,106
47-2131	Insulation Wkrs, Floor, Ceiling, & Wall		\$14.34	\$11.92	\$14.53	\$16.75	\$29,828
41-3021	Insurance Sales Agents		\$28.38	\$19.38	\$22.14	\$38.84	\$59,024
29-1063	Internists, General	28	\$123.81	\$91.41	\$91.69	\$91.98	\$257,528
27-3091	Interpreters & Translators	18	\$21.47	\$17.58	\$21.66	\$25.99	\$44,653
37-2011	Janitors & Cleaners, Not Maids & Housekeeping Cleaners	601	\$13.88	\$10.78	\$13.86	\$16.64	\$28,872
25-2012	Kindergarten Teachers, Not Special Education						\$54,881
13-1075	Labor Relations Specialists	13	\$38.58	\$22.80	\$30.50	\$62.50	\$80,259
53-7062	Laborers & Freight, Stock, & Material Movers, Hand	725	\$16.76	\$11.00	\$14.56	\$22.45	\$34,851
37-1012	Landscape, Lawn, Groundskeep Wkrs, 1st-Line Spvrs	17	\$27.37	\$19.99	\$30.19	\$33.82	\$56,923
37-3011	Landscaping & Groundskeeping Wkrs	197	\$15.58	\$11.56	\$14.32	\$19.16	\$32,404
51-6011	Laundry & Dry-Cleaning Wkrs		\$10.75	\$9.33	\$9.69	\$11.17	\$22,365
23-1011	Lawyers	79	\$41.85	\$27.65	\$34.31	\$46.15	\$87,053
43-6012	Legal Secretaries	97	\$20.21	\$16.65	\$18.20	\$21.94	\$42,039
11-1031	Legislators	16					\$176,308
43-4121	Library Assistants, Clerical	26	\$16.38	\$15.48	\$16.73	\$17.97	\$34,083
29-2061	Licensed Practical & Licensed Vocational Nurses	90	\$21.44	\$19.50	\$21.42	\$23.25	\$44,600
43-4131	Loan Interviewers & Clerks	68	\$18.30	\$15.34	\$17.27	\$20.03	\$38,059
13-2072	Loan Officers	81	\$34.45	\$24.95	\$30.22	\$41.21	\$71,647
11-9081	Lodging Mgrs	17	\$25.17	\$17.05	\$29.65	\$33.28	\$52,356
53-7063	Machine Feeders & Offbearers	24	\$11.04	\$9.37	\$10.09	\$11.63	\$22,958
37-2012	Maids & Housekeeping Cleaners	553	\$10.37	\$9.37	\$9.85	\$11.07	\$21,579
43-9051	Mail Clerks & Mail Machine Ops, Not Postal Svc		\$10.25	\$9.34	\$9.51	\$10.91	\$21,323
49-9071	Maintenance and Repair Workers, General	440	\$19.24	\$15.56	\$18.49	\$22.75	\$40,020
13-1111	Management Analysts	30	\$41.64	\$32.26	\$43.52	\$52.39	\$86,628
13-1161	Market Research Analysts	73	\$25.43	\$12.84	\$21.69	\$33.21	\$52,896
11-2021	Marketing Mgrs	14	\$48.32	\$40.72	\$46.61	\$55.27	\$100,503
31-9011	Massage Therapists	56	\$25.54	\$17.83	\$28.27	\$32.52	\$53,123
17-2141	Mechanical Engineers	37	\$45.84	\$26.35	\$44.90	\$58.46	\$95,338
49-1011	Mechanics, Installers, Repairers, 1st-Ln Spvrs/Mgrs	125	\$30.88	\$23.47	\$30.25	\$36.30	\$64,233
11-9111	Medical & Health Svcs Mgrs	91	\$50.88	\$41.40	\$50.75	\$58.08	\$105,831
31-9092	Medical Assistants	251	\$17.25	\$13.57	\$15.93	\$20.03	\$35,863
43-6013	Medical Secretaries	107	\$17.81	\$15.64	\$17.84	\$20.56	\$37,054
31-9094	Medical Transcriptionists	31	\$17.72	\$15.53	\$17.69	\$20.42	\$36,869
13-1121	Meeting & Convention Planners		\$25.00	\$23.80	\$26.09	\$28.41	\$51,999
21-1014	Mental Health Counselors		\$21.95	\$16.01	\$21.37	\$26.79	\$45,639
11-9199	Mgrs, All Other	44	\$37.13	\$21.90	\$31.87	\$52.11	\$77,223
25-2022	Middle School Teachers (Not Special Ed & Vocational)	159					\$62,452
49-3042	Mobile Heavy Equipment Mechanics, Not Engines	53	\$19.39	\$15.67	\$18.41	\$22.04	\$40,345
11-9121	Natural Sciences Mgrs	24	\$49.28	\$40.10	\$45.05	\$55.24	\$102,512
15-1142	Network and Computer Systems Administrators	49	\$29.53	\$18.43	\$29.82	\$36.36	\$61,408
43-4141	New Accounts Clerks		\$14.83	\$12.39	\$14.33	\$17.18	\$30,842
41-1012	Non-Retail Sales Wkrs, 1st-Line Spvrs of	63	\$27.99	\$17.50	\$22.99	\$33.40	\$58,219
29-1171	Nurse Practitioners	38	\$46.86	\$41.07	\$46.31	\$53.55	\$97,479
31-1014	Nursing Assistants	456	\$11.87	\$10.30	\$11.36	\$13.23	\$24,697
29-9011	Occupational Health & Safety Specialists	21	\$32.80	\$28.04	\$31.52	\$36.88	\$68,227
29-1122	Occupational Therapists	15	\$43.20	\$38.25	\$43.18	\$49.25	\$89,853
43-1011	Office & Admin Support Wkrs, 1st-Line Spvrs of	278	\$23.40	\$18.37	\$23.16	\$27.77	\$48,657
43-9199	Office & Administrative Support Wkrs, All Other	57	\$17.60	\$15.24	\$18.02	\$21.30	\$36,597

SOC Code	Wenatchee, WA MSA Occupational Title	Estimated Employment	Average Wage	Percentiles			Annual Wage
				25th	50th	75th	
43-9061	Office Clerks, General	482	\$14.17	\$11.11	\$13.53	\$16.52	\$29,481
43-9071	Office Machine Operators, Not Computer	14	\$13.92	\$11.08	\$13.91	\$16.82	\$28,939
47-2073	Operating Engineers/Construction Equipment Ops	213	\$23.24	\$18.69	\$21.78	\$26.42	\$48,345
29-2081	Opticians, Dispensing	11	\$19.32	\$12.02	\$16.52	\$27.34	\$40,181
43-4151	Order Clerks	68	\$16.42	\$13.41	\$15.91	\$18.82	\$34,162
51-9111	Packaging & Filling Machine Operators & Tenders	125	\$10.63	\$9.33	\$9.49	\$10.18	\$22,097
53-7064	Packers & Packagers, Hand	1,271	\$10.51	\$9.34	\$9.53	\$11.14	\$21,863
47-2141	Painters, Construction & Maintenance	73	\$20.38	\$14.36	\$18.40	\$25.60	\$42,390
23-2011	Paralegals & Legal Assistants	59	\$21.32	\$18.06	\$20.09	\$22.59	\$44,337
41-2022	Parts Salespersons	139	\$15.87	\$11.39	\$14.70	\$18.20	\$33,004
43-3051	Payroll & Timekeeping Clerks	73	\$18.67	\$14.19	\$17.55	\$21.80	\$38,846
39-9021	Personal & Home Care Aides	164	\$11.61	\$10.19	\$11.28	\$12.87	\$24,156
39-1021	Personal Svc Wkrs, 1st-Line Supervisors/Mgrs of		\$22.35	\$19.55	\$21.50	\$23.61	\$46,488
29-1051	Pharmacists	69	\$57.40	\$51.34	\$55.73	\$62.49	\$119,407
31-9095	Pharmacy Aides		\$14.87	\$13.24	\$14.59	\$16.70	\$30,931
29-2052	Pharmacy Technicians	57	\$17.42	\$15.12	\$17.29	\$19.78	\$36,246
51-9151	Photographic Process Workers & Machine Operators	23	\$11.86	\$10.40	\$11.58	\$13.50	\$24,681
29-1069	Phys/Surgeons, A/O (Cardiologists, Dermatologists, etc)	188	\$118.23	\$91.34	\$91.65	\$91.96	\$245,916
31-2022	Physical Therapist Aides	28	\$14.13	\$11.89	\$13.70	\$16.07	\$29,392
31-2021	Physical Therapist Assistants	12	\$22.76	\$19.92	\$22.03	\$26.09	\$47,334
29-1123	Physical Therapists	64	\$37.18	\$32.31	\$36.22	\$42.75	\$77,341
29-1071	Physician Assistants	48	\$49.69	\$41.51	\$46.93	\$58.55	\$103,362
47-2151	Pipelayers	17	\$19.99	\$16.65	\$18.65	\$21.87	\$41,575
47-2152	Plumbers, Pipefitters, & Steamfitters		\$21.67	\$16.95	\$21.74	\$26.30	\$45,071
33-3051	Police & Sheriff's Patrol Officers	160	\$29.06	\$25.33	\$29.64	\$33.13	\$60,429
43-5031	Police, Fire, & Ambulance Dispatchers	55	\$23.50	\$21.14	\$23.32	\$26.41	\$48,870
43-5051	Postal Svc Clerks	21	\$22.13	\$14.81	\$24.64	\$26.44	\$46,031
43-5052	Postal Svc Mail Carriers	91	\$25.13	\$22.46	\$26.51	\$27.54	\$52,262
43-5053	Postal Svc Mail Sorters/Processors/Processing Mach Ops	39	\$22.64	\$22.83	\$25.87	\$25.88	\$47,077
11-9131	Postmasters & Mail Superintendents	17	\$29.42	\$25.17	\$30.62	\$34.26	\$61,195
25-2011	Preschool Teachers, Not Special Education		\$15.21	\$12.42	\$13.86	\$18.36	\$31,640
51-5112	Printing Press Operators	46	\$15.09	\$10.39	\$15.71	\$18.16	\$31,372
51-1011	Production & Operating Wkrs, 1st-Line Spvrs of	134	\$22.81	\$16.14	\$20.09	\$28.05	\$47,446
51-9199	Production Wkrs, All Other	35	\$12.35	\$9.81	\$11.66	\$13.91	\$25,698
51-9198	Production Worker Helpers	27	\$18.57	\$18.48	\$20.36	\$21.91	\$38,623
43-5061	Production, Planning, & Expediting Clerks	19	\$23.29	\$15.05	\$23.28	\$28.10	\$48,452
11-9141	Property, Real Estate, & Community Association Mgrs	29	\$29.91	\$25.90	\$28.91	\$33.71	\$62,229
33-9099	Protective Svc Wkrs, All Other	44	\$20.20	\$15.24	\$19.29	\$25.38	\$42,015
11-2031	Public Relations Mgrs	21	\$39.18	\$38.23	\$41.18	\$44.11	\$81,483
27-3031	Public Relations Specialists	31	\$30.95	\$25.11	\$31.55	\$36.18	\$64,365
13-1021	Purchasing Agents & Buyers, Farm Products		\$36.56	\$24.21	\$33.55	\$44.97	\$76,056
13-1023	Purchasing Agents (Not Wholesale/Retail/Farm Prdcts)	61	\$26.01	\$21.08	\$25.00	\$31.67	\$54,114
41-9022	Real Estate Sales Agents	22	\$27.32	\$20.56	\$30.04	\$34.15	\$56,831
43-4171	Receptionists & Information Clerks	301	\$13.46	\$10.90	\$12.99	\$15.45	\$28,003
39-9032	Recreation Wkrs	77	\$13.17	\$9.28	\$10.20	\$15.06	\$27,382
53-7081	Refuse & Recyclable Material Collectors	65	\$19.91	\$18.46	\$20.72	\$22.43	\$41,414
29-1141	Registered Nurses	870	\$34.02	\$27.93	\$33.36	\$39.96	\$70,755
21-1015	Rehabilitation Counselors	63	\$22.99	\$17.94	\$21.70	\$26.25	\$47,817
41-1011	Retail Sales Wkrs, 1st-Line Supervisors/Mgrs of	438	\$20.85	\$14.58	\$18.83	\$26.28	\$43,357
41-2031	Retail Salespersons	1,410	\$12.24	\$9.60	\$11.07	\$13.69	\$25,457
11-2022	Sales Mgrs	64	\$46.25	\$38.58	\$43.19	\$52.70	\$96,210
41-3099	Sales Reps, Svcs, All Other	119	\$21.36	\$16.08	\$19.80	\$26.68	\$44,433
41-4012	Sales Reps, Wholesale/Manuf (Not Tech/Sci Prdcts)	324	\$31.47	\$20.52	\$31.63	\$39.66	\$65,456
41-4011	Sales Reps, Wholesale/Manuf, Tech.Scientific Prdcts		\$32.78	\$23.85	\$27.37	\$39.57	\$68,194
25-2031	Secondary School Teachers (Not Special/Voc Ed)	284					\$63,685
43-6014	Secretaries, Not Legal, Medical, & Executive	668	\$16.81	\$13.61	\$16.75	\$19.78	\$34,955
33-9032	Security Guards	107	\$14.16	\$10.77	\$12.52	\$15.66	\$29,445
25-3021	Self-Enrichment Education Teachers	44	\$20.82	\$15.93	\$21.04	\$24.98	\$43,312
51-9012	Separating & Filtering Machine Setters/Ops/Tndrs		\$16.95	\$11.64	\$16.71	\$20.86	\$35,265
51-6031	Sewing Machine Operators		\$15.21	\$12.20	\$14.69	\$18.32	\$31,626
47-2211	Sheet Metal Wkrs		\$22.02	\$14.28	\$24.98	\$27.30	\$45,802
43-5071	Shipping, Receiving, & Traffic Clerks	234	\$12.99	\$10.22	\$11.30	\$15.34	\$27,019

SOC Code	Wenatchee, WA MSA Occupational Title	Estimated Employment	Average Wage	Percentiles			Annual Wage
				25th	50th	75th	
11-9151	Social & Community Svc Mgrs	40	\$32.50	\$24.68	\$27.72	\$36.95	\$67,597
21-1093	Social & Human Svc Assistants	117	\$12.56	\$10.36	\$11.74	\$14.18	\$26,127
25-2054	Special Education Teachers, Secondary School	35					\$57,353
29-1127	Speech-Language Pathologists	37	\$30.93	\$25.17	\$29.69	\$35.87	\$64,336
43-5081	Stock Clerks & Order Fillers	370	\$12.53	\$9.72	\$11.60	\$14.35	\$26,059
21-1011	Substance Abuse & Behavioral Disorder Counselors		\$26.18	\$23.79	\$25.87	\$28.01	\$54,454
25-3098	Substitute teachers	365	\$14.64	\$13.16	\$14.31	\$16.11	\$30,451
17-3031	Surveying & Mapping Technicians	20	\$24.63	\$20.21	\$24.86	\$29.18	\$51,242
17-1022	Surveyors	26	\$30.31	\$23.51	\$30.86	\$36.16	\$63,045
53-6031	Svc Station Attendants	28	\$10.92	\$10.01	\$10.79	\$11.58	\$22,697
43-2011	Switchboard Operators, Including Answering Svc	28	\$13.94	\$11.59	\$13.66	\$15.62	\$28,994
51-6052	Tailors, Dressmakers, & Custom Sewers		\$10.15	\$9.41	\$9.69	\$10.85	\$21,118
13-2081	Tax Examiners, Collectors, & Revenue Agents	16	\$24.61	\$21.92	\$25.41	\$26.08	\$51,190
53-3041	Taxi Drivers & Chauffeurs	17	\$11.29	\$10.02	\$11.07	\$12.29	\$23,484
25-9041	Teacher Assistants	604					\$30,224
51-2092	Team Assemblers	163	\$10.21	\$9.34	\$9.68	\$10.81	\$21,245
49-2022	Telecom Equipment Installers & Repairers (Not Line)	27	\$28.66	\$26.46	\$31.31	\$34.19	\$59,610
43-3071	Tellers	189	\$11.63	\$10.36	\$11.15	\$12.15	\$24,188
49-3093	Tire Repairers & Changers		\$12.39	\$10.78	\$11.91	\$13.67	\$25,759
23-2093	Title Examiners, Abstractors, & Searchers	24	\$23.31	\$18.69	\$22.23	\$27.88	\$48,485
13-1151	Training and Development Specialists	34	\$33.83	\$26.61	\$32.75	\$41.08	\$70,368
11-3071	Transportation, Storage, & Distribution Mgrs	17	\$37.19	\$28.67	\$33.78	\$44.85	\$77,343
53-1031	Transpntn/Material-Mvng Vehicle Ops, 1st-Ln Spvrs of	45	\$28.24	\$20.31	\$27.69	\$33.71	\$58,747
41-3041	Travel Agents	11	\$16.69	\$14.41	\$16.86	\$19.13	\$34,702
53-3032	Truck Drivers, Heavy & Tractor-Trailer	304	\$18.11	\$15.40	\$17.78	\$20.79	\$37,661
53-3033	Truck Drivers, Light or Delivery Svcs	252	\$16.65	\$11.64	\$14.38	\$19.00	\$34,615
19-3051	Urban & Regional Planners	37	\$34.15	\$29.20	\$34.09	\$39.12	\$71,032
31-9096	Veterinary Assistants & Laboratory Animal Caretakers	25	\$10.89	\$9.29	\$9.67	\$11.51	\$22,658
25-2032	Vocational Education Teachers, Secondary School	40					\$56,265
35-3031	Waiters & Waitresses	630	\$11.56	\$9.29	\$9.61	\$12.89	\$24,043
51-8031	Water & Liquid Waste Treatment Plant & System Ops	24	\$25.98	\$22.69	\$25.84	\$28.61	\$54,029
15-1134	Web Developers	21	\$25.09	\$14.58	\$19.89	\$37.64	\$52,184
43-5111	Weighers, Measurers, Checkers, Samplers - Recordkeeping		\$16.64	\$12.55	\$15.06	\$20.83	\$34,629
51-4121	Welders, Cutters, Solderers, & Brazers	54	\$18.09	\$14.04	\$17.39	\$22.24	\$37,629
13-1022	Wholesale & Retail Buyers, Not Farm Products	27	\$22.56	\$16.95	\$20.25	\$30.57	\$46,931
19-1023	Zoologists & Wildlife Biologists	58	\$30.20	\$24.66	\$29.29	\$33.57	\$62,817

Yakima, WA MSA
2013 Occupational Employment
and Wage Estimates
Includes Yakima County



SOC Code	Yakima, WA MSA Occupational Title	Estimated Employment	Average Wage	Percentiles			Annual Wage
				25th	50th	75th	
13-2011	Accountants & Auditors	379	\$32.12	\$24.89	\$29.30	\$36.55	\$66,808
11-3011	Administrative Svcs Mgrs	89	\$37.85	\$26.69	\$35.55	\$44.29	\$78,717
25-3011	Adult Literacy, Remedial Ed, GED Teachers/Inst	114	\$21.26	\$19.07	\$21.51	\$24.75	\$44,211
41-3011	Advertising Sales Agents	56	\$23.96	\$11.21	\$19.41	\$31.94	\$49,834
19-4011	Agricultural & Food Science Technicians	58	\$15.28	\$10.91	\$13.93	\$18.44	\$31,764
45-2091	Agricultural Equipment Operators	260	\$12.71	\$10.79	\$12.38	\$13.93	\$26,440
45-2011	Agricultural Inspectors	166	\$17.94	\$13.88	\$18.82	\$20.57	\$37,316
45-2099	Agricultural Wkrs, All Other	163	\$15.12	\$12.67	\$13.76	\$15.89	\$31,451
49-3011	Aircraft Mechanics & Svc Technicians		\$16.22	\$10.98	\$14.13	\$21.44	\$33,742
39-3091	Amusement & Recreation Attendants	157	\$11.35	\$9.30	\$9.48	\$11.31	\$23,606
17-3011	Architectural & Civil Drafters	19	\$23.95	\$20.65	\$23.24	\$27.38	\$49,828
51-2099	Assemblers & Fabricators, All Other	233	\$13.25	\$9.61	\$11.34	\$15.64	\$27,572
49-3021	Automotive Body & Related Repairers	119	\$16.92	\$13.17	\$16.71	\$20.85	\$35,190
49-3023	Automotive Svc Technicians & Mechanics	340	\$18.76	\$13.28	\$17.86	\$24.93	\$39,015
51-3011	Bakers	146	\$13.15	\$10.36	\$12.68	\$14.57	\$27,352
35-3011	Bartenders	267	\$11.29	\$9.30	\$9.47	\$13.07	\$23,503
43-3011	Bill & Account Collectors	183	\$15.11	\$10.80	\$14.96	\$18.22	\$31,427
43-3021	Billing & Posting Clerks & Machine Operators	392	\$16.10	\$13.14	\$15.44	\$18.64	\$33,481
19-4021	Biological Technicians	47	\$19.55	\$14.57	\$18.72	\$24.17	\$40,673
43-3031	Bookkeeping, Accounting, & Auditing Clerks	1,155	\$18.22	\$14.81	\$17.70	\$21.30	\$37,887
49-3031	Bus & Truck Mechanics & Diesel Engine Specialists	184	\$21.46	\$17.54	\$22.07	\$25.59	\$44,631
53-3022	Bus Drivers, School	409	\$15.64	\$14.45	\$16.57	\$18.01	\$32,521
53-3021	Bus Drivers, Transit & Intercity	87					
13-1199	Business Operations Specialists, All Other	182	\$29.85	\$24.01	\$29.20	\$35.18	\$62,095
51-3021	Butchers & Meat Cutters	183	\$15.86	\$11.69	\$16.41	\$19.11	\$32,992
51-7011	Cabinetmakers & Bench Carpenters		\$16.62	\$12.76	\$16.61	\$20.11	\$34,556
27-4031	Camera Ops, Television, Video, & Motion Picture		\$15.64	\$12.43	\$14.75	\$18.39	\$32,533
29-2031	Cardiovascular Technologists & Technicians	58	\$31.37	\$27.69	\$32.56	\$36.06	\$65,250
43-5011	Cargo & Freight Agents	48	\$31.41	\$17.95	\$31.00	\$46.03	\$65,332
47-3012	Carpenter Helpers	20	\$12.14	\$9.75	\$10.62	\$11.49	\$25,259
47-2031	Carpenters	578	\$21.84	\$17.43	\$21.76	\$26.17	\$45,426
47-2041	Carpet Installers		\$21.49	\$16.21	\$17.73	\$27.76	\$44,703
41-2011	Cashiers	1,928	\$11.53	\$9.46	\$10.53	\$12.62	\$23,993
47-2051	Cement Masons & Concrete Finishers	40	\$20.14	\$19.43	\$20.82	\$22.20	\$41,884
35-1011	Chefs & Head Cooks	59	\$18.66	\$13.67	\$18.10	\$21.53	\$38,814
19-4031	Chemical Technicians	28	\$20.99	\$17.05	\$21.74	\$26.10	\$43,668
19-2031	Chemists	26	\$29.71	\$27.36	\$28.74	\$32.53	\$61,806
11-1011	Chief Executives	90	\$50.35	\$39.03	\$52.03	\$66.45	\$104,737
39-9011	Child Care Wkrs	276	\$10.21	\$9.32	\$9.50	\$10.74	\$21,245
21-1021	Child, Family, & School Social Wkrs	432	\$20.16	\$13.27	\$20.83	\$26.06	\$41,943
29-1011	Chiropractors	15					
17-3022	Civil Engineering Technicians	101	\$23.53	\$21.54	\$24.59	\$27.36	\$48,933
17-2051	Civil Engineers	179	\$33.56	\$29.47	\$31.63	\$36.81	\$69,812
13-1031	Claims Adjusters, Examiners, & Investigators	57	\$33.49	\$28.05	\$33.43	\$37.88	\$69,659
53-7061	Cleaners of Vehicles & Equipment	378	\$10.53	\$9.36	\$9.63	\$11.06	\$21,913
51-9192	Cleaning/Washing/Metal Pickling Equipment Ops/Tenders	97					
19-3031	Clinical, Counseling, & School Psychologists	86	\$32.73	\$28.28	\$33.10	\$37.78	\$68,090
27-2022	Coaches & Scouts	199					\$31,327
51-9121	Coating/Painting/Spraying Machine Setters/Ops/Tenders	74	\$15.19	\$10.89	\$14.70	\$17.77	\$31,583
35-3021	Comb Food Preparation & Serving Wkrs, Inc Fast Food	2,347	\$10.22	\$9.26	\$9.36	\$9.65	\$21,252
53-2012	Commercial Pilots	19					\$59,044
21-1099	Community & Social Svc Specialists, All Other	41	\$18.87	\$15.40	\$18.35	\$22.24	\$39,267
13-1141	Compensation, Benefits, and Job Analysis Specialists	22	\$34.25	\$23.63	\$30.89	\$38.52	\$71,231
13-1041	Compliance Ofcrs (Not Ag/Const/Safety/Transportn)	198	\$30.65	\$23.62	\$28.04	\$36.81	\$63,756
11-3021	Computer & Information Systems Mgrs	43	\$53.31	\$36.94	\$48.68	\$62.20	\$110,897

SOC Code	Yakima, WA MSA Occupational Title	Estimated Employment	Average Wage	Percentiles			Annual Wage
				25th	50th	75th	
15-1143	Computer Network Architects	20	\$31.34	\$25.61	\$28.94	\$38.71	\$65,192
15-1152	Computer Network Support Specialists	68	\$30.65	\$25.29	\$29.75	\$34.20	\$63,756
15-1199	Computer Occupations, All Other	19	\$33.71	\$30.77	\$35.49	\$38.00	\$70,123
43-9011	Computer Operators	15	\$19.55	\$16.90	\$18.61	\$21.69	\$40,663
15-1131	Computer Programmers	20	\$36.83	\$26.63	\$37.45	\$47.57	\$76,591
15-1132	Computer Software Engineers, Applications	78	\$41.69	\$31.79	\$40.92	\$51.73	\$86,723
15-1151	Computer Support Specialists	167	\$24.93	\$18.67	\$24.51	\$28.50	\$51,849
15-1121	Computer Systems Analysts	38	\$32.71	\$24.48	\$30.79	\$39.45	\$68,036
49-2011	Computer, Automated Teller, & Office Machine Repairers	51	\$16.37	\$13.56	\$15.92	\$18.43	\$34,054
51-4011	Computer-Controlled Machine Tool Ops, Mtl/Plastic	100	\$19.23	\$17.08	\$19.54	\$21.79	\$40,003
19-1031	Conservation Scientists	15	\$30.20	\$22.06	\$29.83	\$34.66	\$62,819
47-4099	Construction & Related Wkrs, All Other	12	\$20.00	\$13.93	\$22.19	\$23.32	\$41,596
47-2061	Construction Laborers	206	\$15.50	\$12.14	\$15.54	\$18.57	\$32,226
11-9021	Construction Mgrs	62	\$51.93	\$34.20	\$43.67	\$67.67	\$108,013
47-1011	Construction Trades/Extraction Wkrs, 1st-Ln Spvrs	184	\$35.61	\$27.74	\$34.03	\$42.91	\$74,084
53-7011	Conveyor Operators & Tenders		\$17.01	\$13.44	\$15.63	\$18.19	\$35,375
35-2019	Cooks, All Other		\$11.89	\$10.38	\$11.16	\$11.93	\$24,735
35-2012	Cooks, Institution & Cafeteria	265	\$12.53	\$10.44	\$11.69	\$14.35	\$26,055
35-2014	Cooks, Restaurant	331	\$11.98	\$10.31	\$11.45	\$13.50	\$24,917
35-2015	Cooks, Short Order	32	\$11.27	\$9.49	\$11.08	\$12.83	\$23,445
33-3012	Correctional Officers & Jailers	198	\$29.08	\$26.68	\$31.12	\$33.78	\$60,478
33-1011	Correctional Officers, 1st-Line Spvrs of	50	\$29.29	\$26.11	\$29.73	\$33.19	\$60,916
13-1051	Cost Estimators	72	\$29.60	\$21.01	\$27.92	\$35.83	\$61,561
41-2021	Counter & Rental Clerks	407	\$12.71	\$9.71	\$11.99	\$14.70	\$26,442
35-3022	Counter Attendants, Cafeteria, Concession, Coffee Shop	418	\$10.15	\$9.28	\$9.40	\$9.54	\$21,105
43-5021	Couriers & Messengers		\$15.45	\$13.46	\$14.76	\$16.89	\$32,123
43-4031	Court, Municipal, & License Clerks	105	\$19.49	\$16.51	\$19.37	\$22.15	\$40,551
13-2041	Credit Analysts	31	\$33.76	\$25.97	\$32.25	\$41.21	\$70,223
43-4051	Customer Svc Reps	725	\$14.89	\$11.29	\$13.67	\$17.58	\$30,980
51-4031	Cut/Punch/Press Mach Setters/Ops/Tenders, Mtl/Plastic		\$15.77	\$12.25	\$14.19	\$18.56	\$32,785
51-9032	Cutting & Slicing Machine Setters, Ops, & Tenders		\$13.48	\$9.40	\$9.66	\$15.06	\$28,038
43-9021	Data Entry Keyers	42	\$14.17	\$11.53	\$13.67	\$16.47	\$29,471
15-1141	Database Administrators	15	\$31.69	\$24.03	\$29.73	\$38.88	\$65,918
41-9011	Demonstrators & Product Promoters	101	\$11.05	\$10.27	\$10.95	\$11.65	\$22,974
31-9091	Dental Assistants	324	\$15.72	\$12.86	\$15.13	\$18.45	\$32,702
29-2021	Dental Hygienists	154	\$40.72	\$38.17	\$41.43	\$44.68	\$84,701
51-9081	Dental Laboratory Technicians	23	\$20.88	\$16.89	\$20.47	\$25.30	\$43,436
29-1021	Dentists, General	75	\$113.04	\$91.30	\$91.62	\$91.94	\$235,126
33-3021	Detectives & Criminal Investigators	44	\$39.67	\$29.00	\$37.24	\$51.42	\$82,515
29-2032	Diagnostic Medical Sonographers	61	\$33.86	\$29.13	\$33.97	\$40.08	\$70,420
29-1031	Dietitians & Nutritionists	69	\$22.86	\$14.13	\$24.28	\$29.31	\$47,551
35-9011	Dining Room & Cafeteria Attendants & Bartender Helpers	181	\$11.07	\$9.50	\$10.57	\$11.79	\$23,026
35-9021	Dishwashers	235	\$10.17	\$9.30	\$9.51	\$10.83	\$21,162
43-5032	Dispatchers, Not Police, Fire, & Ambulance	149	\$15.18	\$12.40	\$14.28	\$17.87	\$31,594
53-3031	Driver/Sales Wkrs	107	\$19.07	\$15.06	\$18.27	\$22.85	\$39,658
47-2081	Drywall & Ceiling Tile Installers	49	\$14.35	\$12.28	\$14.17	\$16.73	\$29,855
27-3041	Editors	20	\$25.70	\$16.96	\$21.81	\$28.43	\$53,441
11-9031	Educ Administrators, Preschool/Child Care Center/Pgms		\$22.39	\$14.32	\$18.69	\$27.14	\$46,564
11-9039	Education Administrators, All Other	13	\$35.35	\$25.36	\$33.66	\$48.46	\$73,535
11-9032	Education Administrators, Elem & Secondary School	216					\$100,658
25-9099	Education, Training, & Library Wkrs, All Other	69	\$20.97	\$16.79	\$19.62	\$23.20	\$43,629
21-1012	Educational, Vocational, & School Counselors	214	\$28.86	\$23.62	\$28.54	\$34.07	\$60,036
17-3023	Electrical & Electronic Engineering Technicians	20	\$29.66	\$27.66	\$30.30	\$32.53	\$61,688
51-2022	Electrical & Electronic Equipment Assemblers	41	\$16.86	\$13.62	\$15.99	\$20.08	\$35,070
17-3012	Electrical & Electronics Drafters	10	\$21.72	\$15.69	\$17.81	\$24.33	\$45,174
49-2094	Electrical/Electronics Repairers, Industrial Equipmt	20	\$24.75	\$16.23	\$26.61	\$33.23	\$51,473
47-2111	Electricians	287	\$23.22	\$17.91	\$24.14	\$27.52	\$48,301
25-2021	Elementary School Teachers, Not Special Education	1,208					\$57,844
43-4061	Eligibility Interviewers, Government Programs	178	\$21.16	\$19.86	\$22.47	\$22.48	\$44,004
13-1071	Employment, Recruitment, & Placement Specialists	203	\$25.46	\$21.16	\$25.41	\$29.30	\$52,960
11-9041	Engineering Mgrs	34	\$52.71	\$39.65	\$49.12	\$60.25	\$109,621
17-2081	Environmental Engineers	15	\$35.09	\$31.76	\$35.33	\$42.68	\$73,001

SOC Code	Yakima, WA MSA Occupational Title	Estimated Employment	Average Wage	Percentiles			Annual Wage
				25th	50th	75th	
19-2041	Environmental Scientists & Specialists (Inc Health)	11	\$27.31	\$22.48	\$27.79	\$30.11	\$56,808
43-6011	Executive Secretaries & Administrative Assistants	185	\$23.12	\$19.20	\$23.03	\$27.51	\$48,102
51-4021	Extruding/Drawing Mach Setters/Ops/Tenders, Mtl/Plastic		\$16.92	\$13.11	\$16.01	\$20.42	\$35,196
29-1062	Family & General Practitioners	37	\$72.26	\$34.72	\$66.08	\$91.42	\$150,314
49-3041	Farm Equipment Mechanics	198	\$18.60	\$13.42	\$16.37	\$21.00	\$38,697
11-9013	Farmers, Ranchers, and Other Agricultural Managers	40	\$39.91	\$29.05	\$36.24	\$48.60	\$83,009
45-1011	Farming, Fishing, & Forestry Wkrs, 1st-Ln Sprvs/Mgrs	126	\$25.58	\$15.26	\$22.42	\$34.53	\$53,200
45-2092	FarmWkrs & Laborers, Crop, Nursery, & Greenhouse	1,534	\$11.55	\$9.55	\$10.58	\$11.69	\$24,028
45-2093	FarmWkrs, Farm & Ranch Animals	35	\$13.65	\$10.49	\$11.64	\$16.65	\$28,379
47-4031	Fence Erectors	91	\$15.88	\$15.14	\$16.39	\$17.64	\$33,024
43-4071	File Clerks	52	\$12.94	\$9.52	\$12.57	\$16.15	\$26,931
13-2051	Financial Analysts	12	\$28.78	\$21.59	\$26.17	\$33.94	\$59,862
11-3031	Financial Mgrs	195	\$47.14	\$35.25	\$42.93	\$55.20	\$98,048
13-2099	Financial Specialists, All Other	53	\$22.21	\$19.59	\$21.48	\$23.39	\$46,196
33-2011	Fire Fighters	550	\$14.82	\$10.11	\$11.27	\$19.97	\$30,824
33-1021	Fire Fighting & Prevention Wkrs, 1st-Ln Spvrs of	75	\$29.93	\$17.90	\$31.73	\$38.56	\$62,252
39-9031	Fitness Trainers & Aerobics Instructors	62					
27-1023	Floral Designers	29	\$13.21	\$10.14	\$11.43	\$16.52	\$27,464
51-3092	Food Batchmakers		\$15.16	\$10.65	\$14.47	\$19.33	\$31,524
51-3093	Food Cooking Machine Operators & Tenders		\$13.76	\$10.69	\$13.06	\$16.58	\$28,618
35-1012	Food Preparation & Serving Wkrs, 1st-Ln Spvrs of	410	\$14.74	\$11.12	\$14.07	\$17.85	\$30,650
35-2021	Food Preparation Wkrs	539	\$11.15	\$9.34	\$10.19	\$11.94	\$23,191
51-3099	Food Processing Workers, All Other		\$10.80	\$9.99	\$10.72	\$11.44	\$22,474
19-1012	Food Scientists & Technologists	24	\$27.93	\$21.06	\$26.55	\$32.97	\$58,091
35-3041	Food Servers, Nonrestaurant	157	\$9.94	\$9.32	\$9.49	\$10.39	\$20,666
11-9051	Food Svc Mgrs	120	\$22.48	\$17.12	\$20.01	\$29.19	\$46,757
13-1131	Fundraisers	26	\$22.60	\$18.52	\$21.69	\$25.52	\$47,016
11-1021	General & Operations Mgrs	676	\$54.39	\$34.19	\$43.68	\$61.92	\$113,146
45-2041	Graders & Sorters, Agricultural Products	1,407	\$12.58	\$9.39	\$9.96	\$11.43	\$26,168
27-1024	Graphic Designers	69	\$17.66	\$13.99	\$16.96	\$20.79	\$36,730
39-5012	Hairdressers, Hairstylists, & Cosmetologists		\$18.05	\$11.13	\$14.83	\$21.07	\$37,541
21-1091	Health Educators	15	\$23.14	\$19.12	\$21.41	\$26.55	\$48,138
29-2099	Health Technologists & Technicians, All Other	57	\$18.22	\$13.34	\$15.26	\$21.71	\$37,893
31-9099	Healthcare Support Wkrs, All Other	145	\$15.82	\$13.04	\$16.14	\$18.17	\$32,896
49-9021	Heating, Air Cond, Refrigeration Mechanics & Installers	141	\$21.67	\$18.35	\$21.26	\$25.27	\$45,066
53-1021	Helpers, Laborers, & Material Movers, 1st-Ln Spvrs of	144	\$19.40	\$15.23	\$18.81	\$22.76	\$40,356
31-1011	Home Health Aides	346	\$11.57	\$10.16	\$11.26	\$12.75	\$24,057
35-9031	Hosts & Hostesses, Restaurant, Lounge, & Coffee Shop	123	\$9.99	\$9.32	\$9.49	\$10.38	\$20,772
43-4081	Hotel, Motel, & Resort Desk Clerks	113	\$12.08	\$10.38	\$11.34	\$13.61	\$25,127
37-1011	Housekeeping/Janitorial Wkrs, 1st-Line Spvrs	66	\$17.80	\$15.53	\$17.60	\$20.32	\$37,026
43-4161	Human Resources Assistants, Not Payroll & Timekeeping	100	\$16.93	\$15.47	\$17.09	\$18.72	\$35,220
11-3121	Human Resources Managers	40	\$43.82	\$31.74	\$36.50	\$54.55	\$91,129
19-2043	Hydrologists	17	\$37.15	\$32.52	\$34.18	\$37.73	\$77,283
17-3026	Industrial Engineering Technicians	21	\$26.15	\$16.40	\$22.90	\$36.08	\$54,393
17-2112	Industrial Engineers	47	\$34.38	\$25.96	\$32.17	\$37.74	\$71,518
49-9041	Industrial Machinery Mechanics	300	\$23.15	\$20.32	\$23.32	\$26.43	\$48,151
11-3051	Industrial Production Mgrs	86	\$44.89	\$31.39	\$40.63	\$52.42	\$93,368
53-7051	Industrial Truck & Tractor Operators	989	\$14.09	\$11.42	\$13.41	\$16.16	\$29,300
43-4199	Information & Record Clerks, All Other	63	\$17.65	\$15.16	\$18.31	\$19.85	\$36,712
51-9061	Inspectors, Testers, Sorters, Samplers, & Weighers	304	\$15.22	\$9.43	\$11.21	\$20.33	\$31,648
49-9098	Installation, Maintenance, & Repair Helpers	46	\$11.78	\$9.48	\$11.11	\$13.34	\$24,509
49-9099	Installation, Maintenance, & Repair Wkrs, A/O	90	\$22.04	\$15.06	\$23.00	\$28.64	\$45,851
25-9031	Instructional Coordinators	29					
43-9041	Insurance Claims & Policy Processing Clerks	68	\$20.69	\$16.70	\$18.73	\$23.45	\$43,030
41-3021	Insurance Sales Agents	138	\$23.01	\$13.77	\$18.31	\$27.45	\$47,866
27-3091	Interpreters & Translators	16	\$22.09	\$19.63	\$22.10	\$25.81	\$45,948
43-4111	Interviewers, Not Eligibility & Loan	74	\$15.74	\$13.34	\$15.25	\$17.56	\$32,752
37-2011	Janitors & Cleaners, Not Maids & Housekeeping Cleaners	1,337	\$13.70	\$10.66	\$13.75	\$16.50	\$28,505
23-1023	Judges, Magistrate Judges, & Magistrates	27	\$51.17	\$36.68	\$44.25	\$66.22	\$106,426
25-2012	Kindergarten Teachers, Not Special Education	256					\$47,977
53-7062	Laborers & Freight, Stock, & Material Movers, Hand	1,354	\$12.48	\$9.84	\$11.57	\$14.55	\$25,965
37-1012	Landscape, Lawn, Groundskeep Wkrs, 1st-Line Spvrs	36	\$24.37	\$17.71	\$20.90	\$31.37	\$50,688

SOC Code	Yakima, WA MSA Occupational Title	Estimated Employment	Average Wage	Percentiles 25th	Percentiles 50th	Percentiles 75th	Annual Wage
37-3011	Landscaping & Groundskeeping Wkrs	325	\$12.32	\$9.47	\$10.76	\$13.43	\$25,611
51-6011	Laundry & Dry-Cleaning Wkrs	72	\$10.51	\$9.34	\$9.63	\$11.19	\$21,846
23-1011	Lawyers	172	\$40.85	\$28.75	\$38.63	\$49.99	\$84,972
43-6012	Legal Secretaries	121	\$18.76	\$15.91	\$18.18	\$21.50	\$39,018
23-2099	Legal Support Wkrs, All Other		\$14.93	\$12.10	\$13.67	\$18.71	\$31,052
11-1031	Legislators	32					
25-4021	Librarians	88	\$30.36	\$26.77	\$31.61	\$34.78	\$63,138
43-4121	Library Assistants, Clerical	99	\$12.45	\$10.63	\$12.61	\$14.06	\$25,893
25-4031	Library Technicians	45	\$16.91	\$14.62	\$16.83	\$18.87	\$35,175
29-2061	Licensed Practical & Licensed Vocational Nurses	382	\$21.44	\$18.22	\$21.06	\$24.56	\$44,592
33-9092	Lifeguards, Ski Patrol, Recreational Protective Svc Wkrs	64	\$10.98	\$9.41	\$10.14	\$11.33	\$22,849
43-4131	Loan Interviewers & Clerks	76	\$16.08	\$14.39	\$16.36	\$17.95	\$33,439
13-2072	Loan Officers	115	\$37.37	\$25.26	\$36.78	\$44.82	\$77,727
49-9094	Locksmiths & Safe Repairers		\$18.49	\$10.49	\$17.44	\$25.40	\$38,469
11-9081	Lodging Mgrs	12	\$25.34	\$23.98	\$25.86	\$27.74	\$52,707
53-7063	Machine Feeders & Offbearers	359	\$11.10	\$9.50	\$9.80	\$11.37	\$23,088
51-4041	Machinists	170	\$20.21	\$15.92	\$19.95	\$24.21	\$42,053
29-2035	Magnetic Resonance Imaging Technologists	25	\$38.90	\$34.29	\$39.64	\$44.09	\$80,915
37-2012	Maids & Housekeeping Cleaners	650	\$11.98	\$9.35	\$10.20	\$15.32	\$24,922
43-9051	Mail Clerks & Mail Machine Ops, Not Postal Svc	12	\$11.61	\$9.80	\$10.88	\$12.42	\$24,145
49-9071	Maintenance and Repair Workers, General	914	\$17.90	\$12.79	\$18.10	\$22.08	\$37,247
49-9043	Maintenance Wkrs, Machinery	128	\$17.14	\$13.51	\$16.34	\$20.49	\$35,665
13-1111	Management Analysts	54	\$29.66	\$21.22	\$26.34	\$39.63	\$61,691
13-1161	Market Research Analysts	62	\$29.25	\$19.99	\$25.35	\$39.01	\$60,841
11-2021	Marketing Mgrs	29	\$61.65	\$47.60	\$60.74	\$68.54	\$128,222
21-1013	Marriage & Family Therapists	25	\$18.47	\$16.24	\$18.13	\$20.93	\$38,407
31-9011	Massage Therapists	37	\$25.34	\$19.85	\$24.61	\$30.67	\$52,716
51-3022	Meat, Poultry, & Fish Cutters & Trimmers		\$14.56	\$12.78	\$14.20	\$16.42	\$30,277
17-3027	Mechanical Engineering Technicians	42	\$21.22	\$17.88	\$21.01	\$23.46	\$44,132
17-2141	Mechanical Engineers	46	\$32.55	\$22.87	\$32.56	\$40.79	\$67,708
49-1011	Mechanics, Installers, Repairers, 1st-Ln Sprvs/Mgrs	261	\$28.72	\$24.10	\$28.07	\$33.86	\$59,734
29-2012	Medical & Clinical Laboratory Technicians	39	\$18.48	\$15.73	\$17.30	\$20.62	\$38,439
29-2011	Medical & Clinical Laboratory Technologists	81	\$29.62	\$26.08	\$30.46	\$33.73	\$61,611
11-9111	Medical & Health Svcs Mgrs	114	\$44.29	\$33.23	\$41.04	\$49.35	\$92,132
21-1022	Medical & Public Health Social Wkrs	107	\$22.29	\$19.09	\$21.95	\$26.35	\$46,354
31-9092	Medical Assistants	472	\$15.66	\$13.33	\$15.09	\$17.82	\$32,560
31-9093	Medical Equipment Preparers	66	\$15.29	\$12.94	\$14.35	\$16.66	\$31,810
29-2071	Medical Records & Health Information Technicians	185	\$16.16	\$12.12	\$15.73	\$18.35	\$33,609
43-6013	Medical Secretaries	467	\$16.49	\$13.98	\$16.33	\$18.26	\$34,302
31-9094	Medical Transcriptionists	56	\$18.98	\$15.83	\$17.55	\$20.76	\$39,464
13-1121	Meeting & Convention Planners	14	\$21.58	\$17.88	\$20.92	\$25.22	\$44,895
21-1023	Mental Health & Substance Abuse Social Wkrs		\$26.04	\$14.84	\$28.94	\$34.17	\$54,174
21-1014	Mental Health Counselors	164	\$20.87	\$16.44	\$20.16	\$23.33	\$43,402
27-1026	Merchandise Displayers & Window Trimmers		\$10.44	\$9.96	\$10.53	\$11.11	\$21,722
11-9199	Mgrs, All Other	54	\$44.51	\$33.02	\$41.75	\$55.74	\$92,580
25-2022	Middle School Teachers (Not Special Ed & Vocational)	517					\$57,867
51-9023	Mixing & Blending Machine Setters, Ops, & Tenders	54	\$12.44	\$9.30	\$10.82	\$14.47	\$25,871
49-3042	Mobile Heavy Equipment Mechanics, Not Engines	81	\$21.40	\$15.80	\$19.93	\$27.72	\$44,509
39-4031	Morticians, Undertakers, and Funeral Directors		\$19.16	\$14.21	\$17.73	\$23.78	\$39,845
11-9121	Natural Sciences Mgrs	29	\$48.32	\$37.13	\$40.03	\$45.24	\$100,508
15-1142	Network and Computer Systems Administrators	120	\$32.00	\$26.86	\$33.53	\$37.12	\$66,564
43-4141	New Accounts Clerks		\$17.43	\$16.02	\$17.30	\$18.59	\$36,255
39-2021	Nonfarm Animal Caretakers		\$10.82	\$9.33	\$9.54	\$11.44	\$22,499
41-1012	Non-Retail Sales Wkrs, 1st-Line Spvrs of	99	\$31.61	\$25.54	\$31.63	\$37.30	\$65,764
29-2033	Nuclear Medicine Technologists	19	\$35.13	\$31.87	\$34.78	\$38.80	\$73,087
29-1171	Nurse Practitioners	33	\$45.91	\$39.44	\$44.00	\$53.30	\$95,495
31-1014	Nursing Assistants	1,070	\$11.28	\$10.22	\$11.04	\$11.86	\$23,468
29-9011	Occupational Health & Safety Specialists	22	\$27.30	\$26.01	\$27.37	\$30.21	\$56,785
31-2011	Occupational Therapist Assistants	13	\$25.17	\$21.37	\$24.21	\$27.34	\$52,365
29-1122	Occupational Therapists	27	\$40.64	\$36.93	\$40.29	\$43.77	\$84,534
43-1011	Office & Admin Support Wkrs, 1st-Line Spvrs of	726	\$24.71	\$18.50	\$22.56	\$29.67	\$51,411
43-9199	Office & Administrative Support Wkrs, All Other	96	\$15.16	\$12.71	\$15.30	\$17.44	\$31,546

SOC Code	Yakima, WA MSA Occupational Title	Estimated Employment	Average Wage	Percentiles			Annual Wage
				25th	50th	75th	
43-9061	Office Clerks, General	1,379	\$15.03	\$12.08	\$14.54	\$17.20	\$31,271
43-9071	Office Machine Operators, Not Computer	23	\$14.56	\$11.46	\$15.35	\$17.32	\$30,276
47-2073	Operating Engineers/Construction Equipment Ops	123	\$24.69	\$21.33	\$24.77	\$28.26	\$51,367
51-9083	Ophthalmic Laboratory Technicians	50	\$13.82	\$12.53	\$13.50	\$14.46	\$28,751
29-2081	Opticians, Dispensing	69	\$17.79	\$13.04	\$18.75	\$21.79	\$37,000
29-1041	Optometrists	26	\$51.31	\$28.69	\$51.50	\$63.31	\$106,730
43-4151	Order Clerks	176	\$16.74	\$12.81	\$16.34	\$20.41	\$34,816
51-9111	Packaging & Filling Machine Operators & Tenders	452	\$12.86	\$10.48	\$11.51	\$14.36	\$26,742
53-7064	Packers & Packagers, Hand	2,246	\$11.90	\$9.56	\$10.74	\$13.48	\$24,767
47-2141	Painters, Construction & Maintenance	122	\$18.14	\$16.02	\$17.96	\$20.40	\$37,739
51-9122	Painters, Transportation Equipment	17	\$21.35	\$15.48	\$20.64	\$26.46	\$44,409
23-2011	Paralegals & Legal Assistants	154	\$22.81	\$17.99	\$22.01	\$27.37	\$47,449
41-2022	Parts Salespersons	248	\$14.54	\$10.64	\$13.04	\$18.01	\$30,258
47-2071	Paving, Surfacing, & Tamping Equipment Operators	20	\$19.17	\$13.61	\$19.02	\$23.07	\$39,881
43-3051	Payroll & Timekeeping Clerks	173	\$17.89	\$14.97	\$18.12	\$21.18	\$37,217
39-9021	Personal & Home Care Aides	494	\$11.00	\$10.07	\$10.76	\$11.45	\$22,879
39-9099	Personal Care & Svc Wkrs, All Other	16	\$10.98	\$10.21	\$10.88	\$11.55	\$22,840
13-2052	Personal Financial Advisors	30	\$27.54	\$16.92	\$18.76	\$48.48	\$57,292
39-1021	Personal Svc Wkrs, 1st-Line Supervisors/Mgrs of	67	\$19.29	\$11.54	\$17.73	\$25.71	\$40,130
37-3012	Pesticide Handlers, Sprayers, & Applicators, Vegetation	102	\$16.63	\$12.36	\$15.72	\$20.72	\$34,590
29-1051	Pharmacists	185	\$55.02	\$50.45	\$55.72	\$63.04	\$114,434
31-9095	Pharmacy Aides	54	\$11.67	\$9.97	\$11.72	\$13.29	\$24,272
29-2052	Pharmacy Technicians	249	\$16.86	\$15.23	\$16.73	\$18.27	\$35,061
31-9097	Phlebotomists	83	\$14.96	\$12.88	\$14.13	\$16.58	\$31,115
27-4021	Photographers	39	\$13.23	\$10.62	\$12.51	\$14.55	\$27,508
51-9151	Photographic Process Workers & Machine Operators	75	\$11.45	\$9.80	\$10.98	\$12.51	\$23,806
29-1069	Phys/Surgeons, A/O (Cardiologists, Dermatologists, etc)	66	\$114.74	\$91.29	\$91.63	\$91.98	\$238,652
31-2022	Physical Therapist Aides	38	\$13.89	\$12.36	\$13.37	\$14.39	\$28,888
31-2021	Physical Therapist Assistants	30	\$28.33	\$25.40	\$28.20	\$31.89	\$58,919
29-1123	Physical Therapists	91	\$39.59	\$35.07	\$39.57	\$43.76	\$82,361
29-1071	Physician Assistants	61	\$42.63	\$37.77	\$42.45	\$46.50	\$88,682
47-2152	Plumbers, Pipefitters, & Steamfitters	76	\$34.34	\$22.04	\$34.15	\$47.43	\$71,440
33-1012	Police & Detectives, 1st-Line Supervisors/Mgrs of	110	\$39.18	\$32.53	\$38.08	\$44.68	\$81,483
33-3051	Police & Sheriff's Patrol Officers	371	\$29.44	\$26.21	\$31.20	\$33.99	\$61,236
43-5031	Police, Fire, & Ambulance Dispatchers	116	\$22.37	\$20.19	\$22.42	\$25.35	\$46,544
43-5051	Postal Svc Clerks	33	\$24.00	\$24.64	\$25.87	\$26.44	\$49,938
43-5052	Postal Svc Mail Carriers	181	\$25.29	\$22.46	\$27.09	\$27.54	\$52,603
43-5053	Postal Svc Mail Sorters/Processors/Processing Mach Ops	41	\$22.42	\$22.38	\$25.82	\$25.88	\$46,641
11-9131	Postmasters & Mail Superintendents	17	\$29.75	\$27.59	\$27.60	\$37.33	\$61,876
51-5111	Prepress Technicians and Workers		\$16.64	\$13.90	\$16.58	\$19.32	\$34,611
25-2011	Preschool Teachers, Not Special Education		\$14.14	\$12.22	\$13.54	\$14.86	\$29,420
51-5113	Print Binding and Finishing Workers	14	\$14.51	\$12.92	\$14.50	\$16.38	\$30,187
51-5112	Printing Press Operators	107	\$21.24	\$18.59	\$21.17	\$24.42	\$44,164
43-3061	Procurement Clerks	51	\$19.07	\$16.69	\$18.96	\$21.77	\$39,656
27-2012	Producers & Directors		\$29.31	\$21.81	\$30.62	\$35.32	\$60,972
51-1011	Production & Operating Wkrs, 1st-Line Spvrs of	487	\$23.06	\$16.14	\$21.39	\$27.78	\$47,958
51-9199	Production Wkrs, All Other	111	\$16.23	\$9.42	\$9.73	\$25.10	\$33,759
51-9198	Production Worker Helpers	551	\$11.46	\$9.46	\$10.94	\$13.17	\$23,827
43-5061	Production, Planning, & Expediting Clerks	111	\$23.20	\$19.54	\$22.30	\$26.45	\$48,261
11-9141	Property, Real Estate, & Community Association Mgrs	60	\$31.51	\$18.28	\$31.87	\$41.83	\$65,550
33-1099	Protective Svc Wkrs A/O, 1st-Line Spvrs of	17	\$21.14	\$13.51	\$23.79	\$25.40	\$43,971
33-9099	Protective Svc Wkrs, All Other	66	\$15.71	\$13.15	\$15.97	\$17.93	\$32,681
11-2031	Public Relations Mgrs	13	\$40.13	\$32.45	\$35.16	\$49.10	\$83,474
27-3031	Public Relations Specialists	59	\$26.99	\$15.06	\$19.28	\$35.35	\$56,137
13-1021	Purchasing Agents & Buyers, Farm Products	20	\$38.51	\$25.11	\$30.43	\$35.42	\$80,101
13-1023	Purchasing Agents (Not Wholesale/Retail/Farm Prods)	108	\$25.61	\$19.57	\$23.40	\$29.92	\$53,278
11-3061	Purchasing Mgrs	23	\$48.70	\$25.32	\$37.08	\$54.44	\$101,284
27-3011	Radio & Television Announcers	29	\$19.45	\$13.25	\$14.54	\$21.53	\$40,451
29-2034	Radiologic Technologists & Technicians	154	\$27.61	\$23.80	\$26.88	\$31.09	\$57,440
41-9022	Real Estate Sales Agents	20	\$23.09	\$16.90	\$28.02	\$28.03	\$48,039
43-4171	Receptionists & Information Clerks	620	\$14.24	\$12.08	\$13.83	\$16.15	\$29,615
39-9032	Recreation Wkrs	92	\$13.70	\$10.04	\$12.58	\$14.71	\$28,501

SOC Code	Yakima, WA MSA Occupational Title	Estimated Employment	Average Wage	Percentiles			Annual Wage
				25th	50th	75th	
29-1141	Registered Nurses	2,093	\$31.82	\$25.71	\$30.90	\$38.42	\$66,187
21-1015	Rehabilitation Counselors	315	\$19.77	\$16.02	\$17.18	\$23.04	\$41,115
27-3022	Reporters & Correspondents	29	\$16.00	\$10.75	\$13.32	\$16.30	\$33,267
41-1011	Retail Sales Wkrs, 1st-Line Supervisors/Mgrs of	696	\$19.65	\$14.00	\$17.51	\$22.15	\$40,873
41-2031	Retail Salespersons	2,388	\$12.67	\$9.44	\$10.83	\$14.00	\$26,354
47-2181	Roofers	99	\$23.13	\$14.36	\$22.39	\$27.65	\$48,098
41-9099	Sales & Related Wkrs, All Other	62	\$15.33	\$10.74	\$12.70	\$16.96	\$31,880
11-2022	Sales Mgrs	157	\$44.13	\$31.85	\$36.09	\$50.78	\$91,793
41-3099	Sales Reps, Svcs, All Other	233	\$27.41	\$15.38	\$19.04	\$29.20	\$57,008
41-4012	Sales Reps, Wholesale/Manuf (Not Tech/Sci Prdcts)	836	\$30.36	\$18.81	\$24.04	\$35.98	\$63,155
41-4011	Sales Reps, Wholesale/Manuf, Tech.Scientific Prdcts	87	\$41.31	\$30.33	\$41.05	\$53.09	\$85,925
51-7041	Sawing Machine Setters, Ops, & Tenders, Wood	80	\$15.78	\$10.92	\$14.97	\$19.91	\$32,808
25-2031	Secondary School Teachers (Not Special/Voc Ed)	612					\$58,648
43-6014	Secretaries, Not Legal, Medical, & Executive	1,266	\$16.28	\$13.64	\$16.36	\$18.62	\$33,856
41-3031	Securities, Commodities, & Financial Svcs Sales Agents	82					
33-9032	Security Guards	238	\$15.43	\$12.20	\$15.42	\$17.89	\$32,094
25-3021	Self-Enrichment Education Teachers	130	\$14.78	\$11.99	\$13.60	\$15.74	\$30,740
51-9012	Separating & Filtering Machine Setters/Ops/Tndrs		\$14.93	\$10.71	\$12.56	\$19.71	\$31,059
47-4071	Septic Tank Svcrs & Sewer Pipe Cleaners		\$20.79	\$15.78	\$17.22	\$30.41	\$43,240
47-2211	Sheet Metal Wkrs	84	\$38.16	\$31.49	\$36.28	\$48.22	\$79,372
43-5071	Shipping, Receiving, & Traffic Clerks	527	\$14.55	\$10.58	\$13.11	\$17.68	\$30,261
39-5094	Skin Care Specialists		\$19.83	\$16.02	\$19.13	\$23.79	\$41,246
11-9151	Social & Community Svc Mgrs	117	\$31.40	\$22.04	\$28.74	\$35.65	\$65,311
21-1093	Social & Human Svc Assistants	629	\$15.00	\$11.47	\$15.31	\$17.90	\$31,205
21-1029	Social Wkrs, All Other	13	\$28.00	\$17.57	\$31.47	\$35.43	\$58,239
19-1013	Soil & Plant Scientists	15	\$31.40	\$26.97	\$31.54	\$35.73	\$65,315
25-2052	Special Educ Teachers, Kindergarten, Elementary School	140					\$60,839
25-2053	Special Education Teachers, Middle School	89					\$61,097
25-2051	Special Education Teachers, Preschool	25					\$59,911
25-2054	Special Education Teachers, Secondary School	100					\$62,107
29-1127	Speech-Language Pathologists	79	\$35.46	\$30.95	\$34.86	\$40.02	\$73,750
51-8021	Stationary Engineers & Boiler Operators	26	\$22.84	\$18.46	\$24.16	\$26.55	\$47,492
43-5081	Stock Clerks & Order Fillers	1,051	\$12.47	\$9.59	\$11.22	\$14.32	\$25,925
51-2041	Structural Metal Fabricators & Fitters	90	\$18.53	\$16.69	\$18.52	\$20.61	\$38,537
21-1011	Substance Abuse & Behavioral Disorder Counselors	116	\$15.95	\$12.83	\$15.62	\$18.13	\$33,189
25-3098	Substitute teachers	754	\$17.70	\$15.87	\$17.64	\$19.78	\$36,822
29-2055	Surgical Technologists	136	\$20.15	\$17.18	\$19.99	\$22.83	\$41,913
17-3031	Surveying & Mapping Technicians	23	\$19.00	\$14.69	\$17.32	\$24.53	\$39,506
17-1022	Surveyors	16	\$31.05	\$23.66	\$31.10	\$37.05	\$64,581
53-6031	Svc Station Attendants	73	\$11.49	\$9.53	\$10.53	\$11.84	\$23,898
43-2011	Switchboard Operators, Including Answering Svc	31	\$14.30	\$12.07	\$13.59	\$15.99	\$29,744
47-2082	Tapers	26	\$12.89	\$11.16	\$13.03	\$14.48	\$26,822
13-2081	Tax Examiners, Collectors, & Revenue Agents	31	\$26.71	\$22.48	\$24.80	\$29.19	\$55,570
13-2082	Tax Preparers	18	\$12.11	\$10.37	\$11.35	\$13.42	\$25,192
53-3041	Taxi Drivers & Chauffeurs	73	\$11.11	\$10.07	\$10.78	\$11.49	\$23,100
25-9041	Teacher Assistants	1,546					\$30,020
25-3099	Teachers & Instructors, All Other	47					\$41,328
51-2092	Team Assemblers		\$14.16	\$11.63	\$13.79	\$16.63	\$29,468
49-2022	Telecom Equipment Installers & Repairers (Not Line)	67	\$28.40	\$21.56	\$30.49	\$34.77	\$59,067
43-3071	Tellers	453	\$13.35	\$11.25	\$13.07	\$14.92	\$27,767
49-3093	Tire Repairers & Changers	151	\$15.38	\$12.34	\$15.80	\$17.73	\$31,986
23-2093	Title Examiners, Abstractors, & Searchers	39	\$17.33	\$14.32	\$16.82	\$18.99	\$36,056
51-4111	Tool & Die Makers		\$20.03	\$19.51	\$21.14	\$22.76	\$41,670
39-7011	Tour Guides and Escorts		\$15.47	\$13.14	\$15.46	\$17.78	\$32,193
13-1151	Training and Development Specialists	39	\$30.81	\$23.59	\$29.19	\$35.01	\$64,095
11-3071	Transportation, Storage, & Distribution Mgrs	53	\$48.61	\$29.46	\$42.64	\$65.57	\$101,108
53-1031	Transpnt/Material-Mvng Vehicle Ops, 1st-Ln Spvrs of	162	\$23.74	\$18.31	\$22.86	\$28.92	\$49,365
53-3032	Truck Drivers, Heavy & Tractor-Trailer	1,347	\$17.54	\$14.16	\$17.02	\$20.27	\$36,482
53-3033	Truck Drivers, Light or Delivery Svcs	452	\$16.09	\$12.06	\$14.32	\$17.87	\$33,460
19-3051	Urban & Regional Planners	54	\$30.50	\$27.09	\$30.22	\$33.35	\$63,449
29-1131	Veterinarians		\$37.11	\$31.58	\$35.32	\$41.36	\$77,179
31-9096	Veterinary Assistants & Laboratory Animal Caretakers	24	\$10.14	\$9.32	\$9.49	\$10.56	\$21,085

SOC Code	Yakima, WA MSA Occupational Title	Estimated Employment	Average Wage	Percentiles			Annual Wage
				25th	50th	75th	
29-2056	Veterinary Technologists & Technicians	65	\$13.81	\$12.40	\$13.54	\$14.70	\$28,717
25-1194	Vocational Education Teachers, Postsecondary	146	\$23.03	\$18.38	\$21.46	\$26.04	\$47,909
25-2032	Vocational Education Teachers, Secondary School	126					\$59,995
35-3031	Waiters & Waitresses	927	\$12.29	\$9.30	\$11.07	\$14.37	\$25,557
51-8031	Water & Liquid Waste Treatment Plant & System Ops	82	\$24.73	\$20.41	\$23.60	\$28.58	\$51,438
15-1134	Web Developers	25	\$32.16	\$18.40	\$38.11	\$42.31	\$66,890
43-5111	Weighers, Measurers, Checkers, Samplers - Recordkeeping	67	\$13.91	\$10.79	\$13.50	\$16.83	\$28,930
51-4121	Welders, Cutters, Solderers, & Brazers	195	\$18.45	\$15.34	\$17.59	\$21.95	\$38,375
13-1022	Wholesale & Retail Buyers, Not Farm Products	32	\$21.86	\$19.89	\$22.42	\$25.47	\$45,483
19-1023	Zoologists & Wildlife Biologists	31	\$34.83	\$27.36	\$30.05	\$39.12	\$72,436

Balance of State Northwest, WA
2013 Occupational Employment
and Wage Estimates
Includes Clallam, Island, Jefferson,
and San Juan Counties



SOC Code	Balance of State Northwest, WA Occupational Title	Estimated Employment	Average Wage	Percentiles 25th	Percentiles 50th	Percentiles 75th	Annual Wage
13-2011	Accountants & Auditors	285	\$27.64	\$24.41	\$27.03	\$30.60	\$57,501
11-3011	Administrative Svcs Mgrs	58	\$39.74	\$27.13	\$37.46	\$47.71	\$82,666
41-3011	Advertising Sales Agents	32	\$17.79	\$10.64	\$19.02	\$21.68	\$37,000
49-3011	Aircraft Mechanics & Svc Technicians	38	\$27.26	\$25.73	\$27.79	\$29.84	\$56,710
39-3091	Amusement & Recreation Attendants		\$11.13	\$10.08	\$10.80	\$11.52	\$23,164
13-2021	Appraisers & Assessors of Real Estate		\$24.47	\$20.91	\$24.24	\$27.90	\$50,889
17-1011	Architects, Not Landscape & Naval	15	\$32.15	\$17.06	\$26.33	\$47.14	\$66,872
51-2099	Assemblers & Fabricators, All Other	57	\$15.26	\$11.06	\$14.83	\$18.15	\$31,730
49-3021	Automotive Body & Related Repairers	61	\$22.08	\$17.58	\$20.53	\$23.70	\$45,933
49-3023	Automotive Svc Technicians & Mechanics	187	\$21.29	\$17.70	\$20.91	\$23.34	\$44,288
51-3011	Bakers	119	\$12.36	\$10.41	\$11.68	\$14.12	\$25,714
35-3011	Bartenders	250	\$11.68	\$9.41	\$11.24	\$13.42	\$24,300
43-3011	Bill & Account Collectors	35	\$17.77	\$14.44	\$16.92	\$20.51	\$36,971
43-3021	Billing & Posting Clerks & Machine Operators	195	\$17.74	\$15.83	\$17.48	\$19.79	\$36,904
43-3031	Bookkeeping, Accounting, & Auditing Clerks	880	\$17.83	\$14.46	\$17.44	\$21.18	\$37,093
53-3022	Bus Drivers, School	100	\$18.29	\$16.61	\$18.04	\$19.91	\$38,059
13-1199	Business Operations Specialists, All Other	408	\$27.74	\$21.10	\$27.00	\$35.65	\$57,694
51-3021	Butchers & Meat Cutters	102	\$17.79	\$12.97	\$19.39	\$21.98	\$37,000
51-7011	Cabinetmakers & Bench Carpenters	37	\$19.21	\$15.61	\$17.87	\$23.29	\$39,954
53-5021	Captains, Mates, & Pilots of Water Vessels		\$30.32	\$27.86	\$32.03	\$34.93	\$63,070
43-5011	Cargo & Freight Agents	15	\$24.00	\$19.38	\$22.23	\$26.80	\$49,921
47-2031	Carpenters	759	\$23.20	\$19.53	\$22.24	\$26.74	\$48,262
41-2011	Cashiers	1,822	\$12.28	\$9.58	\$10.97	\$13.32	\$25,535
47-2051	Cement Masons & Concrete Finishers	43	\$20.14	\$16.51	\$19.43	\$24.13	\$41,885
35-1011	Chefs & Head Cooks	36	\$17.82	\$14.14	\$17.66	\$21.09	\$37,067
19-2031	Chemists	13	\$40.58	\$27.97	\$40.42	\$51.98	\$84,389
11-1011	Chief Executives	46	\$64.36	\$39.91	\$58.24	\$78.66	\$133,857
39-9011	Child Care Wkrs	133	\$10.45	\$9.30	\$9.75	\$11.03	\$21,741
21-1021	Child, Family, & School Social Wkrs	141	\$23.19	\$19.35	\$24.99	\$26.07	\$48,250
17-3022	Civil Engineering Technicians	41	\$24.33	\$21.46	\$24.28	\$26.98	\$50,593
17-2051	Civil Engineers	140	\$33.07	\$30.21	\$33.09	\$36.20	\$68,780
53-7061	Cleaners of Vehicles & Equipment	92	\$12.04	\$9.75	\$11.72	\$13.78	\$25,039
19-3031	Clinical, Counseling, & School Psychologists	35	\$34.06	\$28.22	\$31.96	\$36.32	\$70,832
27-2022	Coaches & Scouts	170					\$30,469
35-3021	Comb Food Preparation & Serving Wkrs, Inc Fast Food	1,246	\$10.29	\$9.30	\$9.49	\$10.90	\$21,412
21-1099	Community & Social Svc Specialists, All Other	29	\$23.09	\$16.80	\$18.51	\$28.91	\$48,037
13-1141	Compensation, Benefits, and Job Analysis Specialists	11	\$25.57	\$19.37	\$24.23	\$31.00	\$53,176
13-1041	Compliance Ofcrs (Not Ag/Const/Safety/Transportn)	79	\$31.26	\$24.84	\$32.79	\$39.00	\$65,025
11-3021	Computer & Information Systems Mgrs	20	\$48.53	\$39.76	\$45.59	\$55.97	\$100,950
15-1152	Computer Network Support Specialists		\$30.67	\$28.32	\$31.14	\$33.99	\$63,793
15-1199	Computer Occupations, All Other	31	\$38.31	\$30.85	\$39.35	\$44.12	\$79,684
15-1131	Computer Programmers	34	\$34.39	\$21.52	\$37.20	\$43.67	\$71,534
15-1132	Computer Software Engineers, Applications	25	\$53.57	\$45.98	\$58.70	\$65.77	\$111,422
15-1151	Computer Support Specialists	123	\$22.67	\$19.79	\$21.92	\$24.82	\$47,152
15-1121	Computer Systems Analysts		\$37.08	\$33.13	\$36.09	\$42.22	\$77,125
51-4011	Computer-Controlled Machine Tool Ops, Mtl/Plastic	17	\$18.89	\$15.74	\$18.18	\$22.00	\$39,279
19-1031	Conservation Scientists	28	\$31.36	\$21.38	\$30.22	\$38.30	\$65,239
47-4011	Construction & Building Inspectors	31	\$27.50	\$24.13	\$27.23	\$31.35	\$57,190
47-2061	Construction Laborers	290	\$18.17	\$12.83	\$17.05	\$22.40	\$37,796
11-9021	Construction Mgrs	57	\$60.50	\$37.96	\$45.91	\$68.18	\$125,829
47-1011	Construction Trades/Extraction Wkrs, 1st-Ln Spvrs	231	\$31.77	\$28.26	\$32.05	\$35.21	\$66,077
49-9012	Control & Valve Installers & Repairers (Not Mech Door)	15	\$25.08	\$17.57	\$21.51	\$36.29	\$52,172
35-2012	Cooks, Institution & Cafeteria	215	\$13.58	\$10.53	\$12.60	\$15.93	\$28,244
35-2014	Cooks, Restaurant	711	\$13.10	\$10.92	\$12.68	\$14.61	\$27,240

SOC Code	Balance of State Northwest, WA Occupational Title	Estimated Employment	Average Wage	Percentiles			Annual Wage
				25th	50th	75th	
35-2015	Cooks, Short Order		\$10.73	\$9.29	\$10.08	\$11.19	\$22,320
33-3012	Correctional Officers & Jailers	352	\$21.55	\$21.51	\$21.51	\$21.52	\$44,826
33-1011	Correctional Officers, 1st-Line Spvrs of	72	\$26.91	\$23.74	\$23.75	\$28.98	\$55,975
13-1051	Cost Estimators	86	\$23.28	\$16.50	\$19.89	\$28.33	\$48,409
41-2021	Counter & Rental Clerks	265	\$13.27	\$10.19	\$12.42	\$15.05	\$27,606
35-3022	Counter Attendants, Cafeteria, Concession, Coffee Shop	379	\$10.70	\$9.32	\$9.49	\$11.24	\$22,254
43-4031	Court, Municipal, & License Clerks	102	\$19.51	\$16.65	\$19.38	\$22.02	\$40,591
33-9091	Crossing Guards	10	\$17.95	\$12.49	\$14.16	\$18.28	\$37,338
25-4012	Curators	18	\$17.80	\$16.15	\$17.18	\$18.22	\$37,033
43-4051	Customer Svc Reps	314	\$15.91	\$12.74	\$15.89	\$18.33	\$33,108
43-9021	Data Entry Keyers	39	\$15.31	\$12.07	\$15.66	\$18.67	\$31,829
31-9091	Dental Assistants	229	\$18.47	\$15.17	\$18.55	\$21.85	\$38,411
29-2021	Dental Hygienists	132	\$43.97	\$40.55	\$43.75	\$47.10	\$91,456
51-9081	Dental Laboratory Technicians	20					
29-1021	Dentists, General	27	\$119.79	\$91.23	\$91.23	\$91.23	\$249,179
33-3021	Detectives & Criminal Investigators	52	\$42.52	\$34.60	\$42.86	\$44.64	\$88,446
29-1031	Dietitians & Nutritionists	16	\$27.63	\$24.71	\$26.97	\$29.52	\$57,482
35-9011	Dining Room & Cafeteria Attendants & Bartender Helpers	259	\$10.42	\$9.36	\$9.91	\$11.00	\$21,678
35-9021	Dishwashers	172	\$10.16	\$9.41	\$10.07	\$10.92	\$21,135
43-5032	Dispatchers, Not Police, Fire, & Ambulance	34	\$19.34	\$15.90	\$19.44	\$22.49	\$40,226
17-3019	Drafters, All Other	23	\$28.04	\$22.05	\$27.35	\$32.86	\$58,322
53-3031	Driver/Sales Wkrs	166	\$15.97	\$11.84	\$16.11	\$19.97	\$33,225
47-2081	Drywall & Ceiling Tile Installers	31	\$25.36	\$16.85	\$27.95	\$33.11	\$52,745
27-3041	Editors	43	\$24.23	\$14.28	\$22.48	\$32.33	\$50,395
11-9031	Educ Administrators, Preschool/Child Care Center/Pgms	14	\$20.51	\$17.00	\$18.91	\$24.65	\$42,657
11-9032	Education Administrators, Elem & Secondary School	85					\$93,184
11-9033	Education Administrators, Postsecondary	37	\$38.92	\$32.22	\$36.32	\$46.46	\$80,936
25-9099	Education, Training, & Library Wkrs, All Other	50	\$18.26	\$12.72	\$17.79	\$21.52	\$37,982
21-1012	Educational, Vocational, & School Counselors	108	\$27.79	\$23.44	\$27.32	\$32.33	\$57,808
17-3023	Electrical & Electronic Engineering Technicians	56	\$32.67	\$26.40	\$30.33	\$40.27	\$67,963
17-2071	Electrical Engineers	26	\$40.05	\$32.62	\$41.35	\$48.52	\$83,306
49-9051	Electrical Power-Line Installers & Repairers	46	\$40.23	\$38.16	\$40.92	\$44.24	\$83,676
49-2094	Electrical/Electronics Repairers, Industrial Equipmt	15	\$29.42	\$26.36	\$30.54	\$32.12	\$61,198
47-2111	Electricians	211	\$25.99	\$20.52	\$26.75	\$31.49	\$54,078
17-2072	Electronics Engineers, Not Computer	11	\$48.45	\$35.33	\$50.03	\$55.69	\$100,781
25-2021	Elementary School Teachers, Not Special Education	560					\$59,447
43-4061	Eligibility Interviewers, Government Programs	73	\$19.81	\$16.75	\$21.38	\$22.48	\$41,194
11-9161	Emergency Management Directors	15	\$21.01	\$13.25	\$14.54	\$31.51	\$43,707
29-2041	Emergency Medical Technicians & Paramedics	163	\$19.92	\$11.59	\$17.58	\$27.50	\$41,424
13-1071	Employment, Recruitment, & Placement Specialists	75	\$26.75	\$22.84	\$26.92	\$29.75	\$55,649
11-9041	Engineering Mgrs	33	\$47.21	\$40.99	\$46.91	\$53.48	\$98,207
17-3029	Engineering Technicians, Not Drafters, All Other	26	\$33.42	\$28.90	\$33.84	\$37.81	\$69,512
25-1123	English Language & Literature Teachers, Postsecondary	34					\$43,096
17-2081	Environmental Engineers	13	\$42.51	\$38.59	\$42.56	\$44.75	\$88,419
19-4091	Environmental Science & Protection Techs (Inc Health)	28	\$22.42	\$18.74	\$21.53	\$26.73	\$46,642
19-2041	Environmental Scientists & Specialists (Inc Health)	34	\$33.22	\$25.38	\$28.79	\$40.45	\$69,098
53-7032	Excavating & Loading Machine & Dragline Operators	35	\$30.87	\$20.10	\$26.44	\$45.04	\$64,215
43-6011	Executive Secretaries & Administrative Assistants	151	\$21.53	\$17.88	\$21.49	\$25.38	\$44,784
45-4021	Fallers	29	\$35.64	\$32.23	\$38.56	\$42.37	\$74,152
29-1062	Family & General Practitioners	74	\$77.99	\$35.66	\$75.27	\$91.62	\$162,211
45-2092	FarmWkrs & Laborers, Crop, Nursery, & Greenhouse	87	\$13.98	\$10.65	\$12.58	\$17.27	\$29,076
45-2093	FarmWkrs, Farm & Ranch Animals	32	\$13.94	\$11.07	\$13.22	\$17.61	\$28,992
43-4071	File Clerks	45	\$15.15	\$10.89	\$13.82	\$19.01	\$31,514
13-2051	Financial Analysts	11	\$31.85	\$25.28	\$28.25	\$41.09	\$66,255
11-3031	Financial Mgrs	83	\$42.43	\$33.73	\$39.41	\$50.68	\$88,262
13-2099	Financial Specialists, All Other	38	\$29.44	\$22.10	\$27.06	\$33.72	\$61,230
33-2011	Fire Fighters	372	\$26.71	\$19.01	\$25.35	\$34.45	\$55,564
33-1021	Fire Fighting & Prevention Wkrs, 1st-Ln Spvrs of	51	\$37.37	\$30.41	\$37.31	\$44.72	\$77,712
33-2021	Fire Inspectors & Investigators	23	\$38.65	\$26.54	\$35.36	\$52.14	\$80,401
39-9031	Fitness Trainers & Aerobics Instructors	96	\$19.41	\$15.98	\$17.98	\$22.59	\$40,380
27-1023	Floral Designers		\$15.30	\$12.10	\$16.42	\$17.99	\$31,817
35-1012	Food Preparation & Serving Wkrs, 1st-Ln Spvrs of	299	\$17.20	\$13.77	\$17.03	\$20.66	\$35,764

SOC Code	Balance of State Northwest, WA Occupational Title	Estimated Employment	Average Wage	Percentiles			Annual Wage
				25th	50th	75th	
35-2021	Food Preparation Wkrs	674	\$11.56	\$9.72	\$11.02	\$13.02	\$24,043
35-3041	Food Servers, Nonrestaurant	176	\$9.89	\$9.26	\$9.36	\$10.08	\$20,559
11-9051	Food Svc Mgrs	21	\$29.67	\$24.69	\$30.24	\$36.32	\$61,712
19-4092	Forensic Science Technicians	18	\$17.89	\$16.26	\$17.41	\$18.57	\$37,213
19-4093	Forest & Conservation Technicians	35	\$19.34	\$13.63	\$19.30	\$23.08	\$40,221
13-1131	Fundraisers	46	\$22.71	\$19.78	\$22.75	\$26.39	\$47,235
51-9051	Furnace, Kiln, Oven, Drier, & Kettle Ops/Tenders	13	\$20.48	\$15.96	\$17.71	\$25.71	\$42,600
11-1021	General & Operations Mgrs	407	\$41.02	\$30.62	\$38.10	\$47.14	\$85,307
27-1024	Graphic Designers	39	\$24.39	\$15.64	\$20.30	\$26.89	\$50,726
29-1199	Health Diagnosing & Treating Practitioners, A/O	20	\$28.66	\$18.95	\$28.72	\$39.06	\$59,607
21-1091	Health Educators	19	\$28.21	\$23.14	\$28.46	\$34.30	\$58,668
29-2099	Health Technologists & Technicians, All Other	22	\$20.76	\$15.43	\$20.01	\$24.97	\$43,190
29-9099	Healthcare Practitioners & Tech Wkrs, All Other	13	\$26.92	\$18.87	\$30.00	\$33.45	\$56,001
31-9099	Healthcare Support Wkrs, All Other	83	\$16.58	\$13.42	\$16.74	\$19.34	\$34,482
49-9021	Heating, Air Cond, Refrigeration Mechanics & Installers	60	\$21.98	\$16.91	\$21.16	\$27.24	\$45,707
53-1021	Helpers, Laborers, & Material Movers, 1st-Ln Spvrs of	17	\$22.72	\$14.53	\$18.99	\$32.68	\$47,246
47-4051	Highway Maintenance Wkrs	90	\$21.30	\$19.59	\$20.59	\$23.96	\$44,303
31-1011	Home Health Aides		\$12.05	\$9.94	\$10.93	\$12.12	\$25,079
35-9031	Hosts & Hostesses, Restaurant, Lounge, & Coffee Shop		\$10.51	\$9.90	\$10.53	\$11.16	\$21,859
43-4081	Hotel, Motel, & Resort Desk Clerks	387	\$10.45	\$9.45	\$10.13	\$11.17	\$21,736
37-1011	Housekeeping/Janitorial Wkrs, 1st-Line Spvrs		\$19.64	\$16.21	\$20.44	\$22.78	\$40,855
43-4161	Human Resources Assistants, Not Payroll & Timekeeping	60	\$17.66	\$16.28	\$17.36	\$20.35	\$36,724
11-3121	Human Resources Managers	28	\$44.75	\$35.27	\$42.80	\$52.05	\$93,077
17-2112	Industrial Engineers	11	\$35.24	\$22.71	\$35.01	\$45.58	\$73,308
49-9041	Industrial Machinery Mechanics	38	\$31.84	\$27.99	\$32.53	\$35.99	\$66,241
11-3051	Industrial Production Mgrs	26	\$40.89	\$33.21	\$41.96	\$47.03	\$85,044
53-7051	Industrial Truck & Tractor Operators	124	\$17.61	\$13.03	\$17.06	\$21.80	\$36,637
43-4199	Information & Record Clerks, All Other	102	\$18.06	\$15.26	\$16.77	\$22.05	\$37,569
51-9061	Inspectors, Testers, Sorters, Samplers, & Weighers	32	\$21.72	\$16.12	\$22.15	\$27.37	\$45,191
49-9098	Installation, Maintenance, & Repair Helpers	105	\$14.09	\$11.77	\$13.71	\$16.06	\$29,310
49-9099	Installation, Maintenance, & Repair Wkrs, A/O	13	\$19.30	\$9.52	\$19.14	\$26.36	\$40,142
25-9031	Instructional Coordinators	29	\$28.24	\$24.48	\$28.64	\$33.38	\$58,734
41-3021	Insurance Sales Agents	129	\$22.15	\$16.03	\$20.20	\$26.61	\$46,060
27-3091	Interpreters & Translators		\$16.03	\$13.42	\$14.65	\$19.44	\$33,324
43-4111	Interviewers, Not Eligibility & Loan	42					
37-2011	Janitors & Cleaners, Not Maids & Housekeeping Cleaners	872	\$14.19	\$11.14	\$14.11	\$16.96	\$29,523
23-1023	Judges, Magistrate Judges, & Magistrates	44	\$63.32	\$38.42	\$69.82	\$81.39	\$131,717
25-2012	Kindergarten Teachers, Not Special Education	62					\$53,982
53-7062	Laborers & Freight, Stock, & Material Movers, Hand	279	\$15.56	\$12.42	\$14.68	\$19.02	\$32,363
37-1012	Landscape, Lawn, Groundskeep Wkrs, 1st-Line Spvrs		\$21.91	\$16.91	\$23.64	\$26.63	\$45,577
37-3011	Landscaping & Groundskeeping Wkrs	441	\$14.94	\$11.22	\$14.00	\$17.90	\$31,080
51-6011	Laundry & Dry-Cleaning Wkrs		\$11.09	\$9.35	\$10.31	\$11.55	\$23,074
23-1011	Lawyers	33	\$38.99	\$29.97	\$37.30	\$49.62	\$81,091
43-6012	Legal Secretaries	86	\$16.00	\$14.46	\$15.93	\$17.54	\$33,276
23-2099	Legal Support Wkrs, All Other		\$25.58	\$20.21	\$22.67	\$26.88	\$53,215
11-1031	Legislators	29					
25-4021	Librarians	53	\$26.04	\$20.20	\$26.34	\$32.34	\$54,158
43-4121	Library Assistants, Clerical	62	\$12.65	\$9.95	\$11.94	\$15.02	\$26,309
25-4031	Library Technicians	75	\$16.72	\$14.58	\$16.68	\$18.62	\$34,760
29-2061	Licensed Practical & Licensed Vocational Nurses	122	\$21.76	\$18.46	\$21.85	\$25.43	\$45,265
33-9092	Lifeguards, Ski Patrol, Recreational Protective Svc Wkrs		\$11.02	\$9.41	\$10.42	\$11.73	\$22,929
43-4131	Loan Interviewers & Clerks		\$15.61	\$13.31	\$15.69	\$17.92	\$32,474
13-2072	Loan Officers	73	\$29.68	\$21.99	\$27.48	\$36.97	\$61,747
11-9081	Lodging Mgrs		\$20.74	\$16.36	\$17.98	\$25.83	\$43,134
45-4022	Logging Equipment Operators	219	\$21.66	\$20.02	\$21.53	\$23.04	\$45,056
45-4029	Logging Wkrs, All Other		\$22.49	\$19.76	\$21.26	\$22.75	\$46,781
13-1081	Logisticians	39	\$35.54	\$27.05	\$31.98	\$42.79	\$73,925
51-4041	Machinists	49	\$21.66	\$16.15	\$23.45	\$27.53	\$45,050
37-2012	Maids & Housekeeping Cleaners	644	\$11.05	\$9.38	\$9.83	\$11.37	\$22,991
49-9071	Maintenance and Repair Workers, General	602	\$20.44	\$15.40	\$20.89	\$25.58	\$42,517
49-9043	Maintenance Wkrs, Machinery	19	\$19.64	\$16.32	\$18.04	\$23.84	\$40,856
13-1111	Management Analysts	54	\$36.85	\$25.13	\$33.45	\$47.20	\$76,645

SOC Code	Balance of State Northwest, WA Occupational Title	Estimated Employment	Average Wage	Percentiles			Annual Wage
				25th	50th	75th	
13-1161	Market Research Analysts	68	\$28.80	\$18.93	\$22.00	\$37.35	\$59,914
21-1013	Marriage & Family Therapists		\$19.70	\$19.12	\$20.54	\$21.96	\$40,963
31-9011	Massage Therapists	34	\$28.19	\$24.30	\$28.59	\$32.94	\$58,636
51-3022	Meat, Poultry, & Fish Cutters & Trimmers	59	\$14.38	\$10.29	\$11.61	\$15.27	\$29,910
17-2141	Mechanical Engineers	33	\$39.65	\$33.12	\$40.16	\$46.15	\$82,481
49-1011	Mechanics, Installers, Repairers, 1st-Ln Sprvs/Mgrs	188	\$30.43	\$23.71	\$28.93	\$36.14	\$63,301
29-2012	Medical & Clinical Laboratory Technicians	101	\$21.67	\$16.51	\$19.50	\$26.63	\$45,069
11-9111	Medical & Health Svcs Mgrs	136	\$36.23	\$28.90	\$37.11	\$43.40	\$75,349
21-1022	Medical & Public Health Social Wkrs	62	\$23.28	\$19.36	\$24.15	\$28.04	\$48,434
31-9092	Medical Assistants	217	\$14.88	\$12.78	\$14.34	\$16.84	\$30,955
31-9093	Medical Equipment Preparers		\$17.55	\$15.90	\$17.33	\$18.88	\$36,513
29-2071	Medical Records & Health Information Technicians	119	\$17.35	\$13.93	\$15.91	\$18.95	\$36,097
43-6013	Medical Secretaries	227	\$17.20	\$14.23	\$17.03	\$20.14	\$35,773
31-9094	Medical Transcriptionists	30	\$18.19	\$15.40	\$18.49	\$21.02	\$37,836
13-1121	Meeting & Convention Planners	22	\$18.31	\$12.74	\$16.87	\$21.15	\$38,067
21-1014	Mental Health Counselors	81	\$20.11	\$17.29	\$20.64	\$22.98	\$41,832
11-9199	Mgrs, All Other	110	\$39.39	\$29.33	\$36.19	\$49.69	\$81,943
25-2022	Middle School Teachers (Not Special Ed & Vocational)	162					\$59,967
49-9044	Millwrights	26	\$25.23	\$23.62	\$25.68	\$27.66	\$52,480
51-9023	Mixing & Blending Machine Setters, Ops, & Tenders	40	\$18.58	\$16.67	\$18.87	\$20.95	\$38,654
49-3042	Mobile Heavy Equipment Mechanics, Not Engines	85	\$24.20	\$16.93	\$25.62	\$30.80	\$50,331
49-3051	Motorboat Mechanics	39	\$17.15	\$15.59	\$17.25	\$19.08	\$35,682
11-9121	Natural Sciences Mgrs	19					
15-1142	Network and Computer Systems Administrators	50	\$32.41	\$26.76	\$31.90	\$35.71	\$67,410
43-4141	New Accounts Clerks	31	\$16.47	\$15.58	\$16.72	\$17.86	\$34,252
39-2021	Nonfarm Animal Caretakers	133	\$12.61	\$9.59	\$11.26	\$13.91	\$26,224
41-1012	Non-Retail Sales Wkrs, 1st-Line Spvrs of	50	\$24.72	\$17.88	\$22.15	\$28.40	\$51,432
29-1171	Nurse Practitioners		\$36.08	\$22.06	\$27.25	\$45.71	\$75,047
31-1014	Nursing Assistants	497	\$12.67	\$10.76	\$12.24	\$14.15	\$26,361
29-9011	Occupational Health & Safety Specialists	33	\$31.60	\$25.50	\$31.19	\$36.83	\$65,720
29-9012	Occupational Health & Safety Technicians		\$22.48	\$19.06	\$22.14	\$25.28	\$46,772
29-1122	Occupational Therapists	35	\$29.96	\$24.14	\$29.90	\$38.08	\$62,331
43-1011	Office & Admin Support Wkrs, 1st-Line Spvrs of	503	\$22.90	\$18.73	\$22.69	\$27.13	\$47,640
43-9199	Office & Administrative Support Wkrs, All Other	67	\$15.69	\$12.37	\$14.63	\$19.35	\$32,629
43-9061	Office Clerks, General	860	\$14.84	\$11.30	\$14.20	\$17.16	\$30,860
47-2073	Operating Engineers/Construction Equipment Ops	179	\$26.07	\$22.50	\$26.50	\$30.53	\$54,236
29-2081	Opticians, Dispensing	19	\$14.26	\$11.79	\$13.15	\$14.43	\$29,662
43-4151	Order Clerks	70	\$18.27	\$14.46	\$18.54	\$21.90	\$37,992
49-3053	Outdoor Power Equipment & Other Small Engine Mechanics		\$14.40	\$13.09	\$14.19	\$15.34	\$29,935
51-9111	Packaging & Filling Machine Operators & Tenders		\$18.06	\$14.26	\$17.09	\$21.38	\$37,554
53-7064	Packers & Packagers, Hand	234	\$11.03	\$9.34	\$9.47	\$9.67	\$22,931
47-2141	Painters, Construction & Maintenance	62	\$20.59	\$16.06	\$20.63	\$25.43	\$42,837
51-9122	Painters, Transportation Equipment	50	\$18.16	\$15.42	\$17.48	\$20.52	\$37,766
51-9123	Painting, Coating, & Decorating Wkrs		\$17.52	\$13.83	\$16.46	\$19.38	\$36,442
23-2011	Paralegals & Legal Assistants	46	\$22.21	\$19.62	\$22.25	\$25.66	\$46,204
41-2022	Parts Salespersons	140	\$13.76	\$10.63	\$12.98	\$14.79	\$28,608
43-3051	Payroll & Timekeeping Clerks	53	\$19.63	\$16.65	\$18.27	\$22.16	\$40,846
39-9021	Personal & Home Care Aides	595	\$10.67	\$9.94	\$10.62	\$11.28	\$22,185
13-2052	Personal Financial Advisors		\$32.16	\$23.38	\$32.90	\$36.08	\$66,889
39-1021	Personal Svc Wkrs, 1st-Line Supervisors/Mgrs of	113	\$16.57	\$12.84	\$15.18	\$19.93	\$34,464
29-1051	Pharmacists	129	\$55.73	\$50.99	\$56.04	\$62.94	\$115,916
31-9095	Pharmacy Aides	24	\$12.49	\$11.00	\$12.27	\$13.86	\$25,983
29-2052	Pharmacy Technicians	159	\$17.83	\$15.81	\$18.09	\$20.73	\$37,086
29-1069	Phys/Surgeons, A/O (Cardiologists, Dermatologists, etc)	66	\$112.62	\$91.24	\$91.58	\$91.94	\$234,250
19-2099	Physical Scientists, All Other		\$44.66	\$40.97	\$45.09	\$51.16	\$92,900
31-2022	Physical Therapist Aides		\$11.76	\$10.52	\$11.61	\$13.16	\$24,465
31-2021	Physical Therapist Assistants	44	\$23.94	\$20.86	\$24.94	\$27.56	\$49,777
29-1123	Physical Therapists	57	\$43.48	\$36.64	\$41.62	\$48.47	\$90,420
29-1071	Physician Assistants	38	\$53.05	\$43.61	\$54.10	\$64.26	\$110,344
47-2151	Pipelayers	36	\$23.02	\$14.75	\$23.75	\$30.56	\$47,875
47-2152	Plumbers, Pipefitters, & Steamfitters	136	\$24.81	\$20.29	\$22.90	\$29.89	\$51,616
33-1012	Police & Detectives, 1st-Line Supervisors/Mgrs of	66	\$38.23	\$34.06	\$38.10	\$42.60	\$79,515

SOC Code	Balance of State Northwest, WA Occupational Title	Estimated Employment	Average Wage	Percentiles			Annual Wage
				25th	50th	75th	
33-3051	Police & Sheriff's Patrol Officers	265	\$29.87	\$26.54	\$31.10	\$34.05	\$62,133
43-5051	Postal Svc Clerks	75	\$24.28	\$24.20	\$25.87	\$25.88	\$50,502
43-5052	Postal Svc Mail Carriers	155	\$24.56	\$19.73	\$26.05	\$27.54	\$51,093
43-5053	Postal Svc Mail Sorters/Processors/Processing Mach Ops	13	\$13.05	\$9.59	\$11.89	\$17.03	\$27,128
11-9131	Postmasters & Mail Superintendents	29	\$30.94	\$27.59	\$30.62	\$37.34	\$64,363
25-2011	Preschool Teachers, Not Special Education	122	\$13.76	\$11.28	\$13.49	\$16.16	\$28,600
51-5112	Printing Press Operators	22	\$18.80	\$15.98	\$17.85	\$22.20	\$39,087
21-1092	Probation Officers & Correctional Treatment Specialists	67	\$25.15	\$23.90	\$25.11	\$26.07	\$52,305
43-3061	Procurement Clerks	42	\$20.04	\$17.46	\$20.53	\$22.29	\$41,690
27-2012	Producers & Directors	15	\$20.99	\$18.04	\$20.48	\$22.63	\$43,666
51-1011	Production & Operating Wkrs, 1st-Line Spvrs of	197	\$26.61	\$21.19	\$25.94	\$32.23	\$55,334
51-9198	Production Worker Helpers	66	\$14.28	\$12.17	\$14.10	\$16.58	\$29,701
43-5061	Production, Planning, & Expediting Clerks	57	\$20.40	\$14.50	\$18.26	\$26.09	\$42,424
11-9141	Property, Real Estate, & Community Association Mgrs	63	\$26.92	\$20.48	\$23.65	\$34.70	\$56,000
33-1099	Protective Svc Wkrs A/O, 1st-Line Spvrs of	12	\$28.59	\$20.68	\$30.27	\$35.38	\$59,460
33-9099	Protective Svc Wkrs, All Other	90					
11-2031	Public Relations Mgrs	36	\$29.93	\$21.71	\$26.87	\$36.65	\$62,262
27-3031	Public Relations Specialists	58	\$23.73	\$19.64	\$22.59	\$28.58	\$49,356
13-1023	Purchasing Agents (Not Wholesale/Retail/Farm Prodcnts)	68	\$25.10	\$19.39	\$24.35	\$30.62	\$52,207
29-2034	Radiologic Technologists & Technicians	106	\$28.67	\$24.97	\$28.63	\$33.17	\$59,621
41-9021	Real Estate Brokers	10	\$36.66	\$30.97	\$37.17	\$48.93	\$76,245
41-9022	Real Estate Sales Agents	19	\$18.10	\$13.29	\$15.74	\$24.93	\$37,645
43-4171	Receptionists & Information Clerks	464	\$13.65	\$10.37	\$12.76	\$16.41	\$28,395
39-9032	Recreation Wkrs	245	\$18.57	\$11.45	\$16.64	\$25.36	\$38,623
53-7081	Refuse & Recyclable Material Collectors	47	\$21.40	\$17.17	\$21.20	\$25.92	\$44,494
29-1141	Registered Nurses	893	\$34.55	\$27.37	\$33.63	\$41.27	\$71,849
21-1015	Rehabilitation Counselors	58	\$19.93	\$14.58	\$18.90	\$24.79	\$41,442
27-3022	Reporters & Correspondents	18	\$12.72	\$10.01	\$11.89	\$14.73	\$26,454
39-9041	Residential Advisors	11	\$16.64	\$10.83	\$13.31	\$22.82	\$34,603
41-1011	Retail Sales Wkrs, 1st-Line Supervisors/Mgrs of	454	\$19.44	\$12.77	\$17.37	\$22.57	\$40,438
41-2031	Retail Salespersons	1,621	\$13.76	\$10.23	\$12.06	\$14.97	\$28,615
47-2181	Roofers		\$15.41	\$13.87	\$15.45	\$17.09	\$32,054
53-5011	Sailors & Marine Oilers		\$19.60	\$13.29	\$21.29	\$24.57	\$40,759
41-9099	Sales & Related Wkrs, All Other	50	\$13.31	\$9.44	\$11.97	\$16.55	\$27,684
11-2022	Sales Mgrs	17	\$38.79	\$29.32	\$39.93	\$44.38	\$80,695
41-3099	Sales Reps, Svcs, All Other	52	\$24.20	\$16.84	\$22.47	\$28.45	\$50,330
41-4012	Sales Reps, Wholesale/Manuf (Not Tech/Sci Prdcts)	329	\$25.56	\$19.77	\$23.90	\$30.12	\$53,156
41-4011	Sales Reps, Wholesale/Manuf, Tech.Scientific Prdcts		\$30.98	\$26.65	\$29.38	\$34.63	\$64,439
51-7041	Sawing Machine Setters, Ops, & Tenders, Wood	122	\$18.18	\$16.03	\$17.33	\$18.63	\$37,802
25-2031	Secondary School Teachers (Not Special/Voc Ed)	496					\$55,010
43-6014	Secretaries, Not Legal, Medical, & Executive	717	\$17.20	\$15.03	\$16.98	\$19.06	\$35,776
41-3031	Securities, Commodities, & Financial Svcs Sales Agents	77	\$19.34	\$13.62	\$16.67	\$25.82	\$40,227
49-2098	Security & Fire Alarm Systems Installers		\$22.32	\$19.78	\$23.14	\$27.38	\$46,439
33-9032	Security Guards	133	\$15.62	\$12.48	\$14.64	\$19.10	\$32,479
25-3021	Self-Enrichment Education Teachers	164	\$16.87	\$12.33	\$14.58	\$20.08	\$35,092
51-9012	Separating & Filtering Machine Setters/Ops/Tndrs		\$19.45	\$17.79	\$19.72	\$21.59	\$40,468
47-4071	Septic Tank Svcrs & Sewer Pipe Cleaners	30	\$19.21	\$17.17	\$19.66	\$21.54	\$39,961
51-6031	Sewing Machine Operators	18	\$13.36	\$10.51	\$11.59	\$16.23	\$27,802
47-2211	Sheet Metal Wkrs		\$24.58	\$14.14	\$24.83	\$30.98	\$51,123
43-5071	Shipping, Receiving, & Traffic Clerks	133	\$18.61	\$13.09	\$18.11	\$23.67	\$38,721
11-9151	Social & Community Svc Mgrs	72	\$32.15	\$26.35	\$30.92	\$35.84	\$66,864
21-1093	Social & Human Svc Assistants	122	\$14.29	\$10.95	\$13.34	\$16.46	\$29,723
19-3099	Social Scientists & Related Wkrs, All Other	22	\$35.56	\$28.78	\$36.98	\$41.56	\$73,966
21-1029	Social Wkrs, All Other		\$32.64	\$30.31	\$32.56	\$36.04	\$67,888
25-2052	Special Educ Teachers, Kindergarten, Elementary School	52					\$60,064
25-2053	Special Education Teachers, Middle School	21					\$61,060
25-2051	Special Education Teachers, Preschool	13					\$58,621
25-2054	Special Education Teachers, Secondary School	52					\$54,520
29-1127	Speech-Language Pathologists	53	\$36.68	\$31.93	\$37.70	\$42.74	\$76,312
51-8021	Stationary Engineers & Boiler Operators	28	\$27.70	\$24.46	\$29.37	\$32.91	\$57,623
43-5081	Stock Clerks & Order Fillers	569	\$13.35	\$10.09	\$11.37	\$15.48	\$27,775
21-1011	Substance Abuse & Behavioral Disorder Counselors	65	\$21.95	\$16.07	\$18.78	\$25.18	\$45,644

SOC Code	Balance of State Northwest, WA Occupational Title	Estimated Employment	Average Wage	Percentiles			Annual Wage
				25th	50th	75th	
25-3098	Substitute teachers	345	\$16.45	\$14.21	\$16.29	\$18.35	\$34,219
29-1067	Surgeons		\$120.84	\$91.23	\$91.23	\$91.23	\$251,352
29-2055	Surgical Technologists	41	\$23.69	\$20.99	\$24.50	\$27.07	\$49,275
17-3031	Surveying & Mapping Technicians	44	\$24.38	\$19.79	\$24.67	\$28.26	\$50,698
17-1022	Surveyors	26	\$31.03	\$26.03	\$29.29	\$37.10	\$64,538
53-6031	Svc Station Attendants	53	\$13.22	\$10.59	\$11.59	\$14.39	\$27,484
43-2011	Switchboard Operators, Including Answering Svc	19	\$13.55	\$10.87	\$13.55	\$16.31	\$28,187
47-2082	Tapers	16	\$19.49	\$14.11	\$19.42	\$24.59	\$40,555
13-2081	Tax Examiners, Collectors, & Revenue Agents	17	\$22.61	\$20.36	\$20.98	\$25.41	\$47,022
13-2082	Tax Preparers	53					
53-3041	Taxi Drivers & Chauffeurs	81	\$13.29	\$10.56	\$13.01	\$14.37	\$27,647
25-9041	Teacher Assistants	678					\$30,932
25-3099	Teachers & Instructors, All Other	70					\$62,358
51-2092	Team Assemblers		\$16.24	\$10.99	\$13.92	\$17.95	\$33,776
49-2022	Telecom Equipment Installers & Repairers (Not Line)	113	\$26.74	\$22.23	\$27.95	\$32.56	\$55,624
49-9052	Telecommunications Line Installers & Repairers	16	\$20.56	\$14.26	\$19.95	\$26.46	\$42,762
41-9041	Telemarketers	66	\$11.95	\$9.28	\$11.06	\$13.39	\$24,867
43-3071	Tellers	275	\$12.77	\$11.20	\$12.73	\$14.15	\$26,559
51-6099	Textile, Apparel, & Furnishings Wkrs, All Other		\$16.34	\$14.41	\$16.44	\$18.01	\$34,003
23-2093	Title Examiners, Abstractors, & Searchers		\$26.81	\$21.45	\$24.12	\$33.49	\$55,761
39-7011	Tour Guides and Escorts		\$18.12	\$13.62	\$19.73	\$21.54	\$37,688
13-1151	Training and Development Specialists		\$28.97	\$21.23	\$29.60	\$36.42	\$60,277
11-3071	Transportation, Storage, & Distribution Mgrs	13	\$41.31	\$30.37	\$43.06	\$52.30	\$85,933
53-1031	Transpntn/Material-Mvng Vehicle Ops, 1st-Ln Spvrs of	79	\$28.04	\$22.54	\$27.39	\$33.42	\$58,318
41-3041	Travel Agents		\$21.11	\$18.19	\$20.75	\$23.77	\$43,910
53-3032	Truck Drivers, Heavy & Tractor-Trailer	507	\$20.50	\$16.21	\$18.49	\$24.62	\$42,650
53-3033	Truck Drivers, Light or Delivery Svcs	253	\$17.79	\$12.14	\$15.91	\$18.76	\$37,009
51-6093	Upholsterers	36	\$20.63	\$14.71	\$20.15	\$24.54	\$42,908
19-3051	Urban & Regional Planners	71	\$28.54	\$22.76	\$27.58	\$34.38	\$59,382
39-3031	Ushers, Lobby Attendants, & Ticket Takers	41	\$9.48	\$9.24	\$9.33	\$9.41	\$19,721
29-1131	Veterinarians	49	\$36.65	\$31.14	\$35.89	\$42.71	\$76,237
31-9096	Veterinary Assistants & Laboratory Animal Caretakers	77	\$14.19	\$11.39	\$14.46	\$16.92	\$29,518
29-2056	Veterinary Technologists & Technicians	37					
25-1194	Vocational Education Teachers, Postsecondary	116	\$22.10	\$19.43	\$22.90	\$26.94	\$45,956
25-2032	Vocational Education Teachers, Secondary School	78					\$56,958
35-3031	Waiters & Waitresses	944	\$16.05	\$10.74	\$13.49	\$16.87	\$33,382
51-8031	Water & Liquid Waste Treatment Plant & System Ops	113	\$23.98	\$19.81	\$22.95	\$27.46	\$49,888
15-1134	Web Developers	12	\$30.33	\$23.83	\$28.65	\$40.66	\$63,083
43-5111	Weighers, Measurers, Checkers, Samplers - Recordkeeping		\$16.95	\$13.19	\$18.00	\$20.66	\$35,255
51-4121	Welders, Cutters, Solderers, & Brazers	77	\$20.26	\$14.24	\$20.04	\$26.07	\$42,160
13-1022	Wholesale & Retail Buyers, Not Farm Products	20	\$23.24	\$18.63	\$23.32	\$27.52	\$48,336
51-7042	Woodworking Machine Setters/Ops/Tenders (Not Sawing)	112	\$15.22	\$12.89	\$14.44	\$17.30	\$31,657
27-3043	Writers & Authors		\$27.48	\$20.25	\$31.37	\$34.79	\$57,161
19-1023	Zoologists & Wildlife Biologists	44	\$32.51	\$27.37	\$31.14	\$35.01	\$67,607

Balance of State Southwest, WA
2013 Occupational Employment
and Wage Estimates
Includes Grays Harbor, Lewis, Mason,
Pacific, and Wahkiakum Counties



SOC Code	Balance of State Southwest, WA Occupational Title	Estimated Employment	Average Wage	Percentiles			Annual Wage
				25th	50th	75th	
13-2011	Accountants & Auditors	323	\$27.31	\$20.30	\$25.84	\$32.21	\$56,809
11-3011	Administrative Svcs Mgrs	78	\$38.61	\$34.11	\$39.90	\$44.21	\$80,317
25-3011	Adult Literacy, Remedial Ed, GED Teachers/Inst	105	\$20.72	\$16.68	\$21.00	\$23.65	\$43,098
41-3011	Advertising Sales Agents	49					
49-3011	Aircraft Mechanics & Svc Technicians	23	\$22.66	\$21.29	\$25.06	\$27.46	\$47,139
39-3091	Amusement & Recreation Attendants	167	\$10.57	\$9.30	\$9.46	\$11.15	\$21,973
13-2021	Appraisers & Assessors of Real Estate	52	\$21.15	\$13.98	\$20.77	\$27.52	\$43,984
17-3011	Architectural & Civil Drafters		\$25.93	\$24.64	\$26.24	\$27.85	\$53,930
51-2099	Assemblers & Fabricators, All Other	77	\$14.39	\$12.73	\$13.87	\$15.01	\$29,931
49-3021	Automotive Body & Related Repairers	66	\$23.07	\$16.77	\$20.86	\$27.31	\$47,988
49-3023	Automotive Svc Technicians & Mechanics	336	\$19.67	\$14.60	\$18.46	\$25.04	\$40,905
51-3011	Bakers	93	\$11.93	\$9.78	\$11.15	\$13.62	\$24,816
35-3011	Bartenders	415	\$10.71	\$9.27	\$9.40	\$11.79	\$22,265
43-3011	Bill & Account Collectors	109	\$20.96	\$16.62	\$22.34	\$25.91	\$43,593
43-3021	Billing & Posting Clerks & Machine Operators	209	\$17.06	\$14.32	\$16.56	\$18.98	\$35,490
19-4021	Biological Technicians	70	\$17.57	\$14.59	\$17.57	\$20.83	\$36,528
43-3031	Bookkeeping, Accounting, & Auditing Clerks	1,073	\$16.89	\$13.57	\$16.52	\$20.10	\$35,117
49-3031	Bus & Truck Mechanics & Diesel Engine Specialists	255	\$21.77	\$18.84	\$22.16	\$25.13	\$45,275
53-3022	Bus Drivers, School	340	\$16.58	\$15.59	\$16.82	\$18.05	\$34,490
53-3021	Bus Drivers, Transit & Intercity	107	\$20.06	\$18.61	\$20.47	\$22.08	\$41,731
13-1199	Business Operations Specialists, All Other	166	\$26.60	\$20.80	\$26.58	\$32.75	\$55,322
51-3021	Butchers & Meat Cutters	72	\$18.52	\$17.38	\$20.27	\$21.90	\$38,517
53-5021	Captains, Mates, & Pilots of Water Vessels	29	\$35.85	\$26.19	\$30.97	\$43.45	\$74,569
47-2031	Carpenters	512	\$21.00	\$14.14	\$18.61	\$24.97	\$43,680
17-1021	Cartographers & Photogrammetrists	13	\$29.06	\$24.90	\$28.60	\$33.48	\$60,443
41-2011	Cashiers	2,006	\$12.23	\$9.54	\$10.85	\$13.29	\$25,435
47-2051	Cement Masons & Concrete Finishers	20	\$25.01	\$18.94	\$25.84	\$31.14	\$52,039
51-9191	Cementing & Gluing Machine Operators & Tenders	27	\$18.65	\$12.88	\$14.63	\$22.47	\$38,805
35-1011	Chefs & Head Cooks		\$21.96	\$18.91	\$21.06	\$23.30	\$45,682
19-4031	Chemical Technicians	13	\$22.74	\$17.20	\$19.59	\$29.56	\$47,294
11-1011	Chief Executives	63	\$89.23	\$57.21	\$81.93	\$91.50	\$185,603
39-9011	Child Care Wkrs	301	\$11.02	\$9.43	\$10.28	\$12.10	\$22,927
21-1021	Child, Family, & School Social Wkrs	151	\$24.46	\$23.03	\$26.06	\$26.07	\$50,867
17-3022	Civil Engineering Technicians	86	\$26.20	\$23.62	\$26.06	\$28.22	\$54,508
17-2051	Civil Engineers	94	\$33.39	\$30.21	\$31.21	\$36.82	\$69,458
13-1031	Claims Adjusters, Examiners, & Investigators		\$30.60	\$24.79	\$30.67	\$33.46	\$63,657
53-7061	Cleaners of Vehicles & Equipment		\$11.66	\$9.68	\$11.45	\$13.38	\$24,253
19-3031	Clinical, Counseling, & School Psychologists	49	\$31.26	\$28.39	\$30.75	\$34.91	\$65,015
27-2022	Coaches & Scouts	206					\$40,553
49-9091	Coin, Vending, & Amusement Machine Svcs & Repairers		\$13.88	\$9.43	\$12.82	\$16.96	\$28,867
35-3021	Comb Food Preparation & Serving Wkrs, Inc Fast Food	2,320	\$10.13	\$9.27	\$9.39	\$10.06	\$21,067
21-1099	Community & Social Svc Specialists, All Other	19	\$15.86	\$11.63	\$13.70	\$20.03	\$32,997
13-1141	Compensation, Benefits, and Job Analysis Specialists	23	\$25.21	\$21.80	\$25.44	\$28.45	\$52,430
13-1041	Compliance Ofcrrs (Not Ag/Const/Safety/Transportn)	70	\$27.15	\$20.31	\$25.41	\$29.06	\$56,455
11-3021	Computer & Information Systems Mgrs	29	\$46.97	\$39.73	\$43.09	\$47.07	\$97,701
15-1152	Computer Network Support Specialists	90	\$26.62	\$19.33	\$26.55	\$30.96	\$55,361
15-1199	Computer Occupations, All Other	12	\$19.90	\$10.39	\$11.30	\$27.46	\$41,389
15-1131	Computer Programmers	18	\$40.16	\$30.50	\$35.65	\$51.51	\$83,531
15-1132	Computer Software Engineers, Applications	13	\$40.75	\$38.52	\$41.61	\$44.69	\$84,748
15-1151	Computer Support Specialists	125	\$21.55	\$16.63	\$20.68	\$25.90	\$44,820
15-1121	Computer Systems Analysts	29	\$39.49	\$32.07	\$37.80	\$46.15	\$82,141
51-4011	Computer-Controlled Machine Tool Ops, Mtl/Plastic		\$22.96	\$16.92	\$25.35	\$28.03	\$47,754
19-1031	Conservation Scientists	44	\$25.39	\$21.37	\$23.08	\$28.51	\$52,824

SOC Code	Balance of State Southwest, WA Occupational Title	Estimated Employment	Average Wage	Percentiles			Annual Wage
				25th	50th	75th	
47-4011	Construction & Building Inspectors	35	\$27.25	\$24.71	\$26.85	\$29.00	\$56,677
47-2061	Construction Laborers	402	\$18.34	\$14.46	\$16.75	\$19.24	\$38,154
11-9021	Construction Mgrs	46	\$45.28	\$30.51	\$40.64	\$51.08	\$94,185
47-1011	Construction Trades/Extraction Wkrs, 1st-Ln Spvrs	257	\$34.11	\$28.93	\$32.91	\$37.53	\$70,957
49-9012	Control & Valve Installers & Repairers (Not Mech Door)	27	\$24.89	\$15.38	\$18.02	\$38.97	\$51,768
53-7011	Conveyor Operators & Tenders		\$18.14	\$15.85	\$18.34	\$21.01	\$37,729
35-2011	Cooks, Fast Food		\$13.25	\$11.71	\$13.34	\$15.46	\$27,565
35-2012	Cooks, Institution & Cafeteria	391	\$14.37	\$12.24	\$13.97	\$16.76	\$29,888
35-2014	Cooks, Restaurant	516	\$11.71	\$10.05	\$11.27	\$13.16	\$24,350
35-2015	Cooks, Short Order	57	\$11.36	\$9.96	\$10.91	\$12.07	\$23,614
33-3012	Correctional Officers & Jailers	861	\$20.95	\$21.42	\$21.51	\$21.52	\$43,582
33-1011	Correctional Officers, 1st-Line Spvrs of	147	\$25.71	\$23.74	\$23.75	\$27.44	\$53,462
13-1051	Cost Estimators	70	\$34.33	\$29.15	\$34.56	\$40.97	\$71,404
21-1019	Counselors, All Other	18	\$20.30	\$17.30	\$19.53	\$22.74	\$42,234
41-2021	Counter & Rental Clerks	263	\$12.11	\$9.45	\$10.93	\$13.66	\$25,181
35-3022	Counter Attendants, Cafeteria, Concession, Coffee Shop	128	\$10.22	\$9.27	\$9.43	\$10.69	\$21,271
43-5021	Couriers & Messengers	15	\$12.27	\$10.10	\$10.82	\$11.54	\$25,508
43-4031	Court, Municipal, & License Clerks	189	\$19.96	\$17.18	\$20.02	\$22.44	\$41,521
13-2041	Credit Analysts		\$36.19	\$31.21	\$33.68	\$36.15	\$75,266
51-9021	Crush/Grind/Polishing Machine Setters/Ops/Tenders	19	\$17.47	\$14.30	\$16.92	\$20.05	\$36,341
43-4051	Customer Svc Reps	488	\$15.09	\$12.65	\$14.55	\$17.43	\$31,391
51-4031	Cut/Punch/Press Mach Setters/Ops/Tenders, Mtl/Plastic		\$15.03	\$12.91	\$14.30	\$16.45	\$31,253
43-9021	Data Entry Keyers	34	\$16.27	\$12.92	\$17.80	\$20.09	\$33,830
31-9091	Dental Assistants	146	\$19.75	\$16.57	\$19.41	\$22.86	\$41,063
29-2021	Dental Hygienists	129	\$48.50	\$44.50	\$49.74	\$54.33	\$100,885
29-1021	Dentists, General	30					
33-3021	Detectives & Criminal Investigators	29	\$32.72	\$30.44	\$32.94	\$35.44	\$68,063
29-2032	Diagnostic Medical Sonographers		\$39.87	\$37.28	\$40.90	\$44.19	\$82,927
29-1031	Dietitians & Nutritionists	31	\$26.62	\$21.23	\$29.25	\$33.19	\$55,358
35-9011	Dining Room & Cafeteria Attendants & Bartender Helpers	231	\$10.47	\$9.29	\$9.43	\$10.68	\$21,769
35-9021	Dishwashers	305	\$9.87	\$9.28	\$9.43	\$10.13	\$20,516
43-5032	Dispatchers, Not Police, Fire, & Ambulance	63	\$20.95	\$13.98	\$20.67	\$23.25	\$43,587
53-3031	Driver/Sales Wkrs		\$11.59	\$9.28	\$9.37	\$10.13	\$24,099
47-2081	Drywall & Ceiling Tile Installers	30	\$25.07	\$19.70	\$21.67	\$25.14	\$52,132
11-9032	Education Administrators, Elem & Secondary School	165					\$94,634
25-9099	Education, Training, & Library Wkrs, All Other	16	\$24.04	\$20.61	\$24.76	\$27.66	\$50,017
21-1012	Educational, Vocational, & School Counselors	125	\$26.13	\$21.91	\$25.40	\$30.26	\$54,356
17-3023	Electrical & Electronic Engineering Technicians	33	\$31.00	\$23.84	\$29.54	\$36.43	\$64,475
51-2022	Electrical & Electronic Equipment Assemblers	10	\$19.12	\$17.06	\$19.35	\$21.47	\$39,771
17-2071	Electrical Engineers	32	\$38.20	\$30.61	\$35.55	\$46.40	\$79,469
49-2094	Electrical/Electronics Repairers, Industrial Equipmt	68	\$29.49	\$25.48	\$28.81	\$32.90	\$61,342
47-2111	Electricians	166	\$26.73	\$22.72	\$26.54	\$30.05	\$55,598
25-2021	Elementary School Teachers, Not Special Education	899					\$59,425
43-4061	Eligibility Interviewers, Government Programs	78	\$22.33	\$21.38	\$22.47	\$22.66	\$46,454
29-2041	Emergency Medical Technicians & Paramedics	78					
13-1071	Employment, Recruitment, & Placement Specialists	89	\$25.42	\$20.63	\$24.41	\$29.23	\$52,862
11-9041	Engineering Mgrs	20	\$56.33	\$40.67	\$50.49	\$60.82	\$117,170
19-4091	Environmental Science & Protection Techs (Inc Health)		\$26.65	\$24.98	\$26.88	\$28.79	\$55,436
19-2041	Environmental Scientists & Specialists (Inc Health)	21	\$27.23	\$22.76	\$26.67	\$31.07	\$56,634
53-7032	Excavating & Loading Machine & Dragline Operators	57	\$26.91	\$18.19	\$22.28	\$34.36	\$55,971
43-6011	Executive Secretaries & Administrative Assistants	169	\$23.50	\$19.69	\$22.48	\$26.72	\$48,882
51-9041	Extrude/Form/Press/Compact Machine Setters/Ops/Tenders	24	\$13.91	\$11.06	\$13.11	\$16.63	\$28,930
29-1062	Family & General Practitioners	33	\$96.35	\$78.87	\$88.45	\$91.68	\$200,409
49-3041	Farm Equipment Mechanics	10	\$19.90	\$15.91	\$20.27	\$23.25	\$41,392
45-1011	Farming, Fishing, & Forestry Wkrs, 1st-Ln Spvrs/Mgrs	90	\$27.05	\$23.50	\$26.91	\$31.69	\$56,266
45-2093	FarmWkrs, Farm & Ranch Animals	79	\$16.02	\$12.63	\$17.76	\$17.77	\$33,317
43-4071	File Clerks	33	\$13.14	\$11.35	\$13.20	\$14.46	\$27,317
11-3031	Financial Mgrs	129	\$44.34	\$29.56	\$40.80	\$55.68	\$92,220
13-2099	Financial Specialists, All Other	17	\$22.24	\$17.11	\$20.42	\$25.01	\$46,251
33-2011	Fire Fighters	163	\$25.14	\$15.91	\$25.54	\$29.28	\$52,293
33-3031	Fish & Game Wardens	17	\$27.38	\$22.89	\$27.86	\$31.56	\$56,936
39-9031	Fitness Trainers & Aerobics Instructors	79	\$18.83	\$15.98	\$17.46	\$21.19	\$39,178

SOC Code	Balance of State Southwest, WA Occupational Title	Estimated Employment	Average Wage	Percentiles			Annual Wage
				25th	50th	75th	
27-1023	Floral Designers		\$11.37	\$9.67	\$10.58	\$11.69	\$23,654
51-3092	Food Batchmakers		\$16.17	\$13.83	\$15.81	\$18.11	\$33,634
35-1012	Food Preparation & Serving Wkrs, 1st-Ln Spvrs of	306	\$19.29	\$14.44	\$17.63	\$22.94	\$40,116
35-2021	Food Preparation Wkrs	355	\$11.00	\$9.34	\$10.10	\$11.53	\$22,887
11-9051	Food Svc Mgrs	58	\$28.57	\$23.65	\$27.46	\$33.84	\$59,426
19-4093	Forest & Conservation Technicians	49	\$20.02	\$14.69	\$18.35	\$24.91	\$41,642
45-4011	Forest & Conservation Wkrs		\$15.43	\$10.58	\$16.16	\$19.01	\$32,109
19-1032	Foresters	64	\$29.52	\$24.17	\$28.74	\$33.52	\$61,402
51-9051	Furnace, Kiln, Oven, Drier, & Kettle Ops/Tenders	79	\$19.54	\$15.98	\$18.64	\$22.99	\$40,645
11-1021	General & Operations Mgrs	432	\$50.73	\$35.59	\$43.75	\$55.29	\$105,514
27-1024	Graphic Designers	42	\$20.78	\$15.93	\$17.87	\$21.85	\$43,225
39-5012	Hairdressers, Hairstylists, & Cosmetologists	157	\$13.59	\$9.42	\$11.32	\$14.27	\$28,280
29-1199	Health Diagnosing & Treating Practitioners, A/O		\$36.23	\$27.73	\$33.93	\$47.94	\$75,347
21-1091	Health Educators	15	\$22.44	\$17.78	\$22.96	\$26.81	\$46,687
29-2099	Health Technologists & Technicians, All Other	86	\$21.40	\$17.17	\$19.87	\$23.41	\$44,498
29-9099	Healthcare Practitioners & Tech Wkrs, All Other	18	\$18.57	\$12.87	\$14.74	\$23.88	\$38,617
31-9099	Healthcare Support Wkrs, All Other	30	\$16.77	\$13.79	\$16.25	\$19.89	\$34,889
49-9021	Heating, Air Cond, Refrigeration Mechanics & Installers	92	\$19.71	\$11.65	\$19.26	\$24.69	\$40,995
53-1021	Helpers, Laborers, & Material Movers, 1st-Ln Spvrs of	48	\$25.08	\$19.62	\$24.45	\$29.28	\$52,171
47-4051	Highway Maintenance Wkrs	202	\$21.54	\$19.59	\$21.03	\$24.13	\$44,812
31-1011	Home Health Aides		\$12.08	\$9.64	\$12.44	\$13.69	\$25,135
35-9031	Hosts & Hostesses, Restaurant, Lounge, & Coffee Shop	134	\$9.94	\$9.30	\$9.46	\$10.16	\$20,668
43-4081	Hotel, Motel, & Resort Desk Clerks	205	\$10.74	\$9.52	\$10.37	\$11.31	\$22,343
37-1011	Housekeeping/Janitorial Wkrs, 1st-Line Spvrs	79	\$16.82	\$13.47	\$16.41	\$19.60	\$34,990
43-4161	Human Resources Assistants, Not Payroll & Timekeeping	58	\$19.81	\$17.85	\$20.36	\$22.38	\$41,193
11-3121	Human Resources Managers	39	\$47.82	\$40.41	\$47.55	\$55.98	\$99,460
49-9041	Industrial Machinery Mechanics	224	\$25.01	\$21.33	\$24.39	\$28.00	\$52,014
11-3051	Industrial Production Mgrs	96	\$40.03	\$29.43	\$35.72	\$46.50	\$83,259
53-7051	Industrial Truck & Tractor Operators	510	\$16.09	\$10.99	\$15.63	\$19.14	\$33,448
43-4199	Information & Record Clerks, All Other	51	\$14.63	\$13.15	\$14.51	\$16.02	\$30,422
51-9061	Inspectors, Testers, Sorters, Samplers, & Weighers	129	\$18.75	\$14.65	\$18.06	\$21.98	\$39,003
49-9098	Installation, Maintenance, & Repair Helpers	83	\$16.73	\$10.86	\$14.51	\$23.78	\$34,800
49-9099	Installation, Maintenance, & Repair Wkrs, A/O	42	\$19.04	\$13.26	\$19.60	\$22.84	\$39,599
25-9031	Instructional Coordinators	63	\$22.96	\$16.23	\$20.87	\$28.73	\$47,746
43-9041	Insurance Claims & Policy Processing Clerks	44	\$14.33	\$12.89	\$13.85	\$14.80	\$29,809
41-3021	Insurance Sales Agents	70					
37-2011	Janitors & Cleaners, Not Maids & Housekeeping Cleaners	1,114	\$13.23	\$10.06	\$12.84	\$15.86	\$27,520
23-1023	Judges, Magistrate Judges, & Magistrates	64	\$45.64	\$31.90	\$36.68	\$64.02	\$94,942
25-2012	Kindergarten Teachers, Not Special Education	105					\$56,947
13-1075	Labor Relations Specialists	26	\$25.35	\$17.89	\$23.34	\$29.31	\$52,731
53-7062	Laborers & Freight, Stock, & Material Movers, Hand	1,025	\$15.95	\$10.62	\$14.05	\$18.72	\$33,182
37-1012	Landscape, Lawn, Groundskeep Wkrs, 1st-Line Spvrs	24	\$24.82	\$21.68	\$25.24	\$28.09	\$51,617
37-3011	Landscaping & Groundskeeping Wkrs	369	\$13.99	\$10.10	\$13.91	\$16.79	\$29,099
51-6011	Laundry & Dry-Cleaning Wkrs	84	\$11.11	\$9.33	\$10.05	\$12.77	\$23,112
23-1011	Lawyers	196	\$34.16	\$25.95	\$34.39	\$41.05	\$71,046
43-6012	Legal Secretaries	100	\$21.34	\$19.85	\$21.98	\$23.98	\$44,386
23-2099	Legal Support Wkrs, All Other	13	\$22.54	\$15.05	\$21.67	\$29.69	\$46,896
11-1031	Legislators	45					\$56,427
25-4021	Librarians		\$25.20	\$20.97	\$23.00	\$30.61	\$52,418
43-4121	Library Assistants, Clerical		\$13.23	\$12.47	\$13.40	\$14.33	\$27,512
25-4031	Library Technicians		\$19.75	\$19.09	\$20.68	\$22.25	\$41,065
29-2061	Licensed Practical & Licensed Vocational Nurses	219	\$22.52	\$19.85	\$22.20	\$26.11	\$46,845
43-4131	Loan Interviewers & Clerks	59	\$16.56	\$14.22	\$16.57	\$18.45	\$34,458
13-2072	Loan Officers		\$29.50	\$25.72	\$28.07	\$31.37	\$61,352
45-4023	Log Graders & Scalers	66	\$20.18	\$14.63	\$20.43	\$24.48	\$41,971
45-4022	Logging Equipment Operators	419	\$21.20	\$19.54	\$21.02	\$22.49	\$44,091
53-7063	Machine Feeders & Offbearers	269	\$14.42	\$10.78	\$13.31	\$17.89	\$29,981
51-4041	Machinists	46	\$20.80	\$16.66	\$20.49	\$25.74	\$43,274
37-2012	Maids & Housekeeping Cleaners	719	\$10.20	\$9.27	\$9.41	\$10.53	\$21,220
49-9071	Maintenance and Repair Workers, General	904	\$19.25	\$15.26	\$18.60	\$23.28	\$40,050
49-9043	Maintenance Wkrs, Machinery	59	\$22.88	\$17.27	\$24.02	\$27.78	\$47,592
13-1111	Management Analysts	29					

SOC Code	Balance of State Southwest, WA Occupational Title	Estimated Employment	Average Wage	Percentiles			Annual Wage
				25th	50th	75th	
13-1161	Market Research Analysts	44	\$23.72	\$19.59	\$21.58	\$23.69	\$49,336
31-9011	Massage Therapists	56	\$27.61	\$21.37	\$30.62	\$34.35	\$57,419
51-3022	Meat, Poultry, & Fish Cutters & Trimmers	717	\$11.78	\$9.34	\$12.42	\$13.85	\$24,519
17-3013	Mechanical Drafters		\$19.64	\$14.84	\$18.02	\$23.12	\$40,870
17-2141	Mechanical Engineers	26	\$37.10	\$27.91	\$36.63	\$45.60	\$77,170
49-1011	Mechanics, Installers, Repairers, 1st-Ln Sprvs/Mgrs	272	\$29.71	\$24.43	\$29.03	\$35.16	\$61,809
29-2012	Medical & Clinical Laboratory Technicians	23	\$24.75	\$21.03	\$23.44	\$27.62	\$51,491
29-2011	Medical & Clinical Laboratory Technologists	57	\$31.98	\$28.42	\$32.62	\$36.04	\$66,518
11-9111	Medical & Health Svcs Mgrs	102	\$45.60	\$35.33	\$42.09	\$52.50	\$94,862
21-1022	Medical & Public Health Social Wkrs	44	\$28.38	\$25.12	\$28.99	\$33.55	\$59,035
31-9092	Medical Assistants	176	\$16.21	\$14.43	\$16.33	\$17.96	\$33,724
31-9093	Medical Equipment Preparers	18	\$17.79	\$15.13	\$18.16	\$20.74	\$37,008
49-9062	Medical Equipment Repairers	14	\$20.96	\$19.28	\$20.91	\$22.56	\$43,595
29-2071	Medical Records & Health Information Technicians	124	\$18.60	\$14.47	\$18.35	\$22.10	\$38,688
43-6013	Medical Secretaries	305	\$17.76	\$14.54	\$17.17	\$20.50	\$36,934
31-9094	Medical Transcriptionists	63	\$19.10	\$16.00	\$18.97	\$21.94	\$39,723
13-1121	Meeting & Convention Planners		\$21.49	\$19.03	\$21.47	\$24.62	\$44,704
21-1023	Mental Health & Substance Abuse Social Wkrs	72	\$20.08	\$11.52	\$20.14	\$27.15	\$41,772
21-1014	Mental Health Counselors	83	\$22.38	\$19.11	\$22.25	\$26.31	\$46,563
27-1026	Merchandise Displayers & Window Trimmers		\$14.25	\$11.27	\$13.50	\$15.97	\$29,639
43-5041	Meter Readers, Utilities	17	\$23.10	\$20.61	\$23.47	\$26.33	\$48,060
11-9199	Mgrs, All Other	50	\$30.77	\$22.82	\$32.40	\$36.28	\$64,000
25-2022	Middle School Teachers (Not Special Ed & Vocational)	211					\$60,589
49-9044	Millwrights	45	\$23.06	\$18.62	\$21.26	\$23.83	\$47,981
51-9023	Mixing & Blending Machine Setters, Ops, & Tenders	23	\$16.55	\$15.75	\$17.13	\$18.52	\$34,420
49-3042	Mobile Heavy Equipment Mechanics, Not Engines	112	\$21.53	\$18.82	\$21.04	\$23.12	\$44,795
49-3051	Motorboat Mechanics	27	\$17.84	\$15.33	\$18.71	\$21.38	\$37,108
11-9121	Natural Sciences Mgrs	33	\$41.81	\$36.34	\$40.98	\$45.24	\$86,955
15-1142	Network and Computer Systems Administrators	81	\$31.03	\$27.46	\$32.20	\$35.34	\$64,528
43-4141	New Accounts Clerks	52	\$15.31	\$13.29	\$14.51	\$16.87	\$31,846
39-2021	Nonfarm Animal Caretakers	56	\$12.46	\$9.44	\$10.50	\$11.77	\$25,904
41-1012	Non-Retail Sales Wkrs, 1st-Line Spvrs of	65	\$28.91	\$24.25	\$27.80	\$33.71	\$60,137
29-1171	Nurse Practitioners	54	\$41.01	\$38.70	\$42.23	\$45.75	\$85,306
31-1014	Nursing Assistants	899	\$13.66	\$10.71	\$13.21	\$16.47	\$28,411
29-9011	Occupational Health & Safety Specialists	41	\$31.44	\$25.44	\$29.45	\$37.85	\$65,403
29-1122	Occupational Therapists	51	\$37.93	\$30.46	\$36.78	\$47.25	\$78,903
43-1011	Office & Admin Support Wkrs, 1st-Line Spvrs of	599	\$23.25	\$19.14	\$22.09	\$27.02	\$48,363
43-9199	Office & Administrative Support Wkrs, All Other	113	\$15.21	\$12.77	\$14.29	\$17.07	\$31,620
43-9061	Office Clerks, General	1,072	\$14.40	\$11.59	\$13.91	\$16.21	\$29,968
47-2073	Operating Engineers/Construction Equipment Ops	209	\$25.70	\$20.69	\$23.39	\$30.68	\$53,452
29-2081	Opticians, Dispensing	40	\$18.18	\$11.88	\$17.52	\$24.34	\$37,833
29-1041	Optometrists	13	\$70.80	\$42.92	\$56.74	\$91.23	\$147,263
43-4151	Order Clerks	86	\$15.67	\$12.83	\$15.70	\$18.56	\$32,607
31-1015	Orderlies	16	\$16.92	\$15.22	\$16.86	\$18.49	\$35,197
49-3053	Outdoor Power Equipment & Other Small Engine Mechanics	39	\$18.47	\$16.10	\$17.63	\$19.58	\$38,427
51-9111	Packaging & Filling Machine Operators & Tenders		\$12.72	\$9.94	\$11.41	\$15.41	\$26,454
53-7064	Packers & Packagers, Hand	416	\$11.18	\$9.37	\$9.62	\$11.63	\$23,264
47-2141	Painters, Construction & Maintenance	76	\$19.36	\$15.93	\$18.03	\$23.42	\$40,278
51-9122	Painters, Transportation Equipment	46	\$20.18	\$15.76	\$19.82	\$24.06	\$41,986
23-2011	Paralegals & Legal Assistants	58	\$22.00	\$18.76	\$22.85	\$25.73	\$45,758
41-2022	Parts Salespersons	323	\$16.79	\$12.18	\$16.07	\$21.14	\$34,929
43-3051	Payroll & Timekeeping Clerks	110	\$20.66	\$16.30	\$20.87	\$25.14	\$42,961
39-9021	Personal & Home Care Aides	134					
13-2052	Personal Financial Advisors	53					
39-1021	Personal Svc Wkrs, 1st-Line Supervisors/Mgrs of	79	\$18.43	\$13.30	\$17.76	\$22.74	\$38,332
37-3012	Pesticide Handlers, Sprayers, & Applicators, Vegetation	18	\$17.78	\$14.27	\$17.92	\$21.36	\$36,997
29-1051	Pharmacists	134	\$56.19	\$50.45	\$57.72	\$65.59	\$116,869
31-9095	Pharmacy Aides	58	\$13.11	\$10.23	\$12.66	\$16.07	\$27,264
29-2052	Pharmacy Technicians	175	\$18.22	\$16.13	\$17.64	\$19.94	\$37,879
31-9097	Phlebotomists	50	\$15.41	\$13.31	\$14.99	\$17.50	\$32,056
29-1069	Phys/Surgeons, A/O (Cardiologists, Dermatologists, etc)	40	\$101.49	\$71.69	\$91.34	\$91.82	\$211,091
31-2022	Physical Therapist Aides	22	\$13.01	\$11.80	\$13.12	\$14.43	\$27,047

SOC Code	Balance of State Southwest, WA Occupational Title	Estimated Employment	Average Wage	Percentiles			Annual Wage
				25th	50th	75th	
31-2021	Physical Therapist Assistants		\$26.12	\$23.15	\$26.08	\$28.91	\$54,341
29-1123	Physical Therapists	73	\$44.76	\$35.24	\$42.00	\$55.17	\$93,104
29-1071	Physician Assistants	36	\$42.92	\$40.25	\$42.17	\$45.84	\$89,265
47-2151	Pipelayers		\$18.68	\$15.96	\$17.26	\$19.44	\$38,844
51-8099	Plant & System Operators, All Other		\$14.62	\$12.81	\$13.76	\$14.70	\$30,415
47-2152	Plumbers, Pipefitters, & Steamfitters	148	\$22.45	\$18.18	\$24.20	\$27.02	\$46,694
33-1012	Police & Detectives, 1st-Line Supervisors/Mgrs of	81	\$33.97	\$29.56	\$34.68	\$38.37	\$70,640
33-3051	Police & Sheriff's Patrol Officers	347	\$27.31	\$21.85	\$27.79	\$32.47	\$56,789
43-5031	Police, Fire, & Ambulance Dispatchers	86	\$21.52	\$18.81	\$21.42	\$23.94	\$44,756
43-5051	Postal Svc Clerks	77	\$23.84	\$23.74	\$25.87	\$26.44	\$49,583
43-5052	Postal Svc Mail Carriers	152	\$24.56	\$19.73	\$25.97	\$27.54	\$51,080
43-5053	Postal Svc Mail Sorters/Processors/Processing Mach Ops	32	\$12.21	\$9.59	\$10.69	\$12.19	\$25,405
11-9131	Postmasters & Mail Superintendents	60	\$27.50	\$24.74	\$27.59	\$31.94	\$57,207
25-1199	Postsecondary Teachers, All Other	14					\$63,512
51-8012	Power Distributors & Dispatchers	12	\$41.36	\$40.02	\$40.37	\$43.48	\$86,033
51-5111	Prepress Technicians and Workers	26	\$15.79	\$10.74	\$13.78	\$17.62	\$32,839
25-2011	Preschool Teachers, Not Special Education	120	\$15.65	\$9.71	\$11.77	\$19.49	\$32,556
51-5112	Printing Press Operators	40	\$18.93	\$14.57	\$17.42	\$24.65	\$39,376
21-1092	Probation Officers & Correctional Treatment Specialists	217	\$24.75	\$23.62	\$24.78	\$25.12	\$51,495
43-3061	Procurement Clerks	12	\$15.25	\$13.11	\$15.46	\$17.40	\$31,719
51-1011	Production & Operating Wkrs, 1st-Line Spvrs of	353	\$25.08	\$18.03	\$23.27	\$31.15	\$52,163
51-9199	Production Wkrs, All Other	450	\$12.27	\$9.51	\$11.85	\$14.19	\$25,527
51-9198	Production Worker Helpers	135	\$14.49	\$12.02	\$13.75	\$16.61	\$30,147
43-5061	Production, Planning, & Expediting Clerks	51	\$19.02	\$14.43	\$17.73	\$21.67	\$39,550
11-9141	Property, Real Estate, & Community Association Mgrs		\$27.42	\$13.32	\$24.47	\$38.68	\$57,040
33-1099	Protective Svc Wkrs A/O, 1st-Line Spvrs of	23	\$27.44	\$16.52	\$28.38	\$35.26	\$57,062
33-9099	Protective Svc Wkrs, All Other	45	\$19.23	\$14.70	\$18.24	\$21.87	\$40,008
11-2031	Public Relations Mgrs	18	\$39.69	\$31.65	\$34.81	\$38.30	\$82,559
27-3031	Public Relations Specialists	35	\$23.09	\$18.27	\$21.58	\$26.84	\$48,037
13-1023	Purchasing Agents (Not Wholesale/Retail/Farm Prodcnts)	81	\$26.03	\$17.08	\$22.80	\$34.46	\$54,149
27-3011	Radio & Television Announcers	23	\$14.77	\$11.18	\$13.15	\$17.06	\$30,717
29-2034	Radiologic Technologists & Technicians	76	\$29.60	\$24.01	\$27.36	\$31.90	\$61,567
41-9021	Real Estate Brokers	27					
41-9022	Real Estate Sales Agents		\$18.90	\$13.00	\$14.16	\$17.38	\$39,309
43-4171	Receptionists & Information Clerks	331	\$14.05	\$11.41	\$13.47	\$15.97	\$29,229
39-9032	Recreation Wkrs		\$16.79	\$11.89	\$14.19	\$18.58	\$34,934
29-1125	Recreational Therapists		\$22.80	\$20.84	\$22.77	\$24.78	\$47,414
29-1141	Registered Nurses	1,154	\$33.84	\$27.86	\$33.51	\$40.36	\$70,377
21-1015	Rehabilitation Counselors	89	\$22.02	\$16.39	\$24.18	\$26.06	\$45,788
27-3022	Reporters & Correspondents		\$18.46	\$12.97	\$14.91	\$18.52	\$38,392
29-1126	Respiratory Therapists	14	\$31.65	\$30.45	\$32.87	\$35.30	\$65,833
41-1011	Retail Sales Wkrs, 1st-Line Supervisors/Mgrs of	560	\$19.15	\$13.66	\$18.42	\$23.52	\$39,835
41-2031	Retail Salespersons	2,127	\$12.87	\$9.71	\$11.47	\$14.17	\$26,777
47-2181	Roofers	49	\$19.30	\$15.25	\$17.31	\$21.86	\$40,152
53-5011	Sailors & Marine Oilers	81					
41-9099	Sales & Related Wkrs, All Other	90	\$13.63	\$9.65	\$11.94	\$14.34	\$28,349
11-2022	Sales Mgrs	47	\$42.69	\$27.85	\$43.01	\$54.59	\$88,812
41-3099	Sales Reps, Svcs, All Other	88	\$23.13	\$12.77	\$21.72	\$28.26	\$48,117
41-4012	Sales Reps, Wholesale/Manuf (Not Tech/Sci Prdcts)	413	\$24.59	\$16.51	\$21.88	\$29.73	\$51,148
41-4011	Sales Reps, Wholesale/Manuf, Tech.Scientific Prdcts		\$38.08	\$22.85	\$36.98	\$46.65	\$79,198
51-7041	Sawing Machine Setters, Ops, & Tenders, Wood	467	\$18.80	\$15.80	\$17.95	\$22.04	\$39,100
25-2031	Secondary School Teachers (Not Special/Voc Ed)	477					\$61,909
43-6014	Secretaries, Not Legal, Medical, & Executive	915	\$16.18	\$13.55	\$16.39	\$18.37	\$33,643
41-3031	Securities, Commodities, & Financial Svcs Sales Agents	74	\$28.57	\$15.90	\$22.69	\$39.14	\$59,432
33-9032	Security Guards	287	\$13.42	\$9.50	\$10.74	\$14.06	\$27,911
25-3021	Self-Enrichment Education Teachers	77	\$18.52	\$15.63	\$18.20	\$21.47	\$38,529
51-9012	Separating & Filtering Machine Setters/Ops/Tndrs		\$13.32	\$9.48	\$13.11	\$14.38	\$27,724
47-4071	Septic Tank Svcrs & Sewer Pipe Cleaners		\$16.39	\$15.30	\$16.51	\$17.72	\$34,099
51-6031	Sewing Machine Operators		\$14.46	\$10.57	\$14.14	\$17.51	\$30,083
43-5071	Shipping, Receiving, & Traffic Clerks	231	\$14.41	\$11.15	\$13.67	\$16.58	\$29,972
51-3023	Slaughterers & Meat Packers	21	\$16.71	\$12.79	\$14.83	\$21.35	\$34,756
11-9151	Social & Community Svc Mgrs	96	\$29.68	\$20.95	\$28.53	\$36.28	\$61,730

SOC Code	Balance of State Southwest, WA Occupational Title	Estimated Employment	Average Wage	Percentiles			Annual Wage
				25th	50th	75th	
21-1093	Social & Human Svc Assistants	257	\$14.12	\$10.92	\$13.20	\$17.35	\$29,381
25-2052	Special Educ Teachers, Kindergarten, Elementary School	88					\$54,913
25-2051	Special Education Teachers, Preschool	29					\$58,181
25-2054	Special Education Teachers, Secondary School	56					\$60,592
29-1127	Speech-Language Pathologists	40	\$32.47	\$30.85	\$34.54	\$38.18	\$67,541
51-8021	Stationary Engineers & Boiler Operators	44	\$24.19	\$18.71	\$25.16	\$28.29	\$50,310
43-5081	Stock Clerks & Order Fillers	530	\$13.96	\$10.06	\$11.96	\$17.98	\$29,036
21-1011	Substance Abuse & Behavioral Disorder Counselors	61	\$18.65	\$14.66	\$19.53	\$22.07	\$38,792
25-3098	Substitute teachers	832	\$15.91	\$14.84	\$16.20	\$17.54	\$33,099
29-1067	Surgeons	28	\$128.56	\$91.23	\$91.23	\$91.23	\$267,407
29-2055	Surgical Technologists	60	\$21.26	\$18.37	\$21.39	\$24.60	\$44,210
17-3031	Surveying & Mapping Technicians	50	\$20.78	\$17.33	\$19.98	\$23.36	\$43,219
17-1022	Surveyors		\$30.85	\$26.76	\$28.93	\$34.81	\$64,157
53-6031	Svc Station Attendants	54	\$12.28	\$10.37	\$11.78	\$13.93	\$25,533
43-2011	Switchboard Operators, Including Answering Svc	30	\$13.93	\$11.97	\$13.68	\$15.75	\$28,967
47-2082	Tapers		\$23.97	\$21.37	\$24.16	\$26.97	\$49,838
25-9041	Teacher Assistants	1,325					\$28,337
51-2092	Team Assemblers	303	\$16.15	\$13.02	\$16.42	\$18.75	\$33,591
49-2022	Telecom Equipment Installers & Repairers (Not Line)	106	\$27.86	\$24.41	\$27.78	\$32.27	\$57,942
49-9052	Telecommunications Line Installers & Repairers	66	\$21.21	\$17.31	\$20.97	\$25.50	\$44,114
41-9041	Telemarketers		\$13.53	\$12.88	\$13.76	\$14.63	\$28,129
43-3071	Tellers	503	\$12.89	\$11.19	\$12.74	\$14.30	\$26,815
51-6099	Textile, Apparel, & Furnishings Wkrs, All Other		\$13.19	\$10.88	\$12.21	\$15.73	\$27,444
23-2093	Title Examiners, Abstractors, & Searchers		\$22.35	\$20.04	\$21.73	\$23.42	\$46,486
51-4194	Tool Grinders, Filers, & Sharpeners	96	\$20.30	\$17.79	\$20.68	\$22.82	\$42,230
53-6041	Traffic Technicians	11	\$26.03	\$24.73	\$26.47	\$28.21	\$54,132
13-1151	Training and Development Specialists	21	\$31.04	\$24.53	\$30.62	\$38.28	\$64,563
53-6099	Transportation Wkrs, All Other	33	\$22.91	\$15.01	\$21.70	\$32.68	\$47,661
11-3071	Transportation, Storage, & Distribution Mgrs	51					
53-1031	Transpntn/Material-Mvng Vehicle Ops, 1st-Ln Spvrs of	110	\$28.64	\$23.91	\$27.54	\$32.03	\$59,582
53-3032	Truck Drivers, Heavy & Tractor-Trailer	1,250	\$19.59	\$15.67	\$18.44	\$22.81	\$40,738
53-3033	Truck Drivers, Light or Delivery Svcs	304	\$16.43	\$9.45	\$13.05	\$20.60	\$34,187
19-3051	Urban & Regional Planners	46	\$30.66	\$25.91	\$30.21	\$35.37	\$63,788
39-3031	Ushers, Lobby Attendants, & Ticket Takers	30	\$9.82	\$9.25	\$9.35	\$9.46	\$20,427
29-1131	Veterinarians	46	\$34.96	\$27.67	\$34.60	\$43.08	\$72,727
31-9096	Veterinary Assistants & Laboratory Animal Caretakers	55	\$10.87	\$9.84	\$10.70	\$11.57	\$22,613
29-2056	Veterinary Technologists & Technicians	30	\$17.39	\$15.05	\$17.20	\$19.72	\$36,174
25-1194	Vocational Education Teachers, Postsecondary	78	\$22.50	\$19.09	\$22.20	\$26.54	\$46,808
25-2032	Vocational Education Teachers, Secondary School	107					\$61,372
35-3031	Waiters & Waitresses	907	\$12.38	\$9.31	\$12.02	\$14.04	\$25,750
51-8031	Water & Liquid Waste Treatment Plant & System Ops	144	\$22.56	\$19.66	\$22.15	\$25.96	\$46,939
15-1134	Web Developers	27	\$22.51	\$18.09	\$21.05	\$25.72	\$46,820
43-5111	Weighers, Measurers, Checkers, Samplers - Recordkeeping		\$16.69	\$14.04	\$16.12	\$18.32	\$34,700
51-4121	Welders, Cutters, Solderers, & Brazers		\$20.59	\$17.33	\$20.23	\$23.12	\$42,825
13-1022	Wholesale & Retail Buyers, Not Farm Products	38	\$31.67	\$19.72	\$27.26	\$40.74	\$65,868
51-7042	Woodworking Machine Setters/Ops/Tenders (Not Sawing)	472	\$17.74	\$13.17	\$17.66	\$22.11	\$36,899
19-1023	Zoologists & Wildlife Biologists	63	\$28.55	\$24.18	\$27.37	\$31.46	\$59,387

Balance of State Central, WA
2013 Occupational Employment
and Wage Estimates
Includes Adams, Grant, Kittitas,
Klickitat, and Okanogan Counties



SOC Code	Balance of State Central, WA Occupational Title	Estimated Employment	Average Wage	Percentiles			Annual Wage
				25th	50th	75th	
13-2011	Accountants & Auditors	252	\$29.52	\$21.83	\$26.75	\$34.12	\$61,411
11-3011	Administrative Svcs Mgrs	78	\$39.58	\$28.58	\$42.39	\$51.66	\$82,325
25-3011	Adult Literacy, Remedial Ed, GED Teachers/Inst	44	\$24.22	\$18.73	\$25.22	\$28.14	\$50,368
41-3011	Advertising Sales Agents	28	\$18.95	\$15.02	\$17.03	\$18.72	\$39,431
19-4011	Agricultural & Food Science Technicians	64	\$16.96	\$12.90	\$14.49	\$20.33	\$35,283
45-2091	Agricultural Equipment Operators		\$13.99	\$11.04	\$13.17	\$15.54	\$29,096
45-2011	Agricultural Inspectors	111	\$18.15	\$14.41	\$19.93	\$21.10	\$37,750
49-3011	Aircraft Mechanics & Svc Technicians	158					
39-3091	Amusement & Recreation Attendants		\$9.95	\$9.28	\$9.41	\$9.65	\$20,686
33-9011	Animal Control Wkrs	32	\$13.69	\$10.53	\$11.45	\$16.08	\$28,480
13-2021	Appraisers & Assessors of Real Estate	36	\$23.90	\$20.24	\$23.13	\$27.53	\$49,724
17-3011	Architectural & Civil Drafters	19	\$28.58	\$22.80	\$31.01	\$33.96	\$59,462
27-4011	Audio & Video Equipment Technicians	12	\$17.67	\$15.77	\$17.39	\$19.12	\$36,755
49-3021	Automotive Body & Related Repairers	55	\$20.68	\$17.92	\$20.42	\$22.72	\$43,020
49-3023	Automotive Svc Technicians & Mechanics	264	\$18.55	\$12.90	\$18.68	\$22.66	\$38,589
33-3011	Bailiffs	11	\$16.81	\$14.42	\$17.03	\$19.74	\$34,962
51-3011	Bakers	103	\$12.00	\$10.17	\$11.83	\$13.63	\$24,947
35-3011	Bartenders	479	\$12.62	\$10.36	\$12.68	\$14.18	\$26,253
43-3011	Bill & Account Collectors	30	\$15.19	\$13.02	\$15.45	\$17.46	\$31,597
43-3021	Billing & Posting Clerks & Machine Operators	242	\$16.80	\$14.87	\$16.58	\$18.32	\$34,932
19-1029	Biological Scientists, All Other	35	\$30.04	\$23.13	\$28.90	\$36.88	\$62,497
19-4021	Biological Technicians	100	\$15.74	\$13.63	\$15.27	\$17.58	\$32,749
43-3031	Bookkeeping, Accounting, & Auditing Clerks	1,172	\$16.15	\$12.77	\$15.24	\$19.33	\$33,581
13-2031	Budget Analysts	11	\$30.01	\$26.95	\$29.07	\$32.53	\$62,402
49-3031	Bus & Truck Mechanics & Diesel Engine Specialists	191	\$20.92	\$18.95	\$21.13	\$22.97	\$43,533
53-3022	Bus Drivers, School	626	\$16.48	\$15.70	\$16.86	\$18.03	\$34,284
13-1199	Business Operations Specialists, All Other	182	\$28.72	\$22.58	\$27.15	\$33.84	\$59,752
51-3021	Butchers & Meat Cutters	52	\$15.58	\$11.50	\$16.54	\$18.31	\$32,416
51-7011	Cabinetmakers & Bench Carpenters	11	\$16.20	\$11.52	\$14.21	\$18.97	\$33,689
29-2031	Cardiovascular Technologists & Technicians	10	\$30.70	\$26.80	\$30.30	\$34.52	\$63,858
43-5011	Cargo & Freight Agents	19	\$20.90	\$12.98	\$16.38	\$25.62	\$43,471
47-2031	Carpenters	326	\$18.26	\$10.87	\$17.21	\$22.59	\$37,979
41-2011	Cashiers	2,383	\$11.02	\$9.39	\$10.15	\$11.50	\$22,921
47-2051	Cement Masons & Concrete Finishers	62	\$20.21	\$15.88	\$19.93	\$25.08	\$42,033
35-1011	Chefs & Head Cooks	14	\$26.78	\$20.01	\$27.22	\$33.60	\$55,701
51-9011	Chemical Equipment Operators & Tenders		\$18.81	\$16.88	\$18.86	\$21.11	\$39,114
19-4031	Chemical Technicians	16	\$18.91	\$16.31	\$17.75	\$21.07	\$39,341
19-2031	Chemists	14	\$24.10	\$22.12	\$24.79	\$27.65	\$50,131
11-1011	Chief Executives	80	\$60.25	\$37.75	\$50.50	\$80.44	\$125,321
39-9011	Child Care Wkrs		\$14.01	\$11.53	\$13.61	\$16.20	\$29,141
21-1021	Child, Family, & School Social Wkrs	178	\$20.61	\$14.17	\$22.47	\$26.06	\$42,866
17-2051	Civil Engineers	131	\$36.91	\$31.37	\$36.82	\$43.32	\$76,767
13-1031	Claims Adjusters, Examiners, & Investigators	11	\$18.47	\$16.08	\$18.75	\$20.98	\$38,404
53-7061	Cleaners of Vehicles & Equipment	240	\$10.60	\$9.33	\$10.00	\$11.35	\$22,054
51-9192	Cleaning/Washing/Metal Pickling Equipment Ops/Tenders	192	\$14.07	\$12.22	\$13.35	\$14.49	\$29,275
19-3031	Clinical, Counseling, & School Psychologists	27	\$31.70	\$27.86	\$31.39	\$34.84	\$65,937
27-2022	Coaches & Scouts	242					\$34,813
51-9121	Coating/Painting/Spraying Machine Setters/Ops/Tenders	15	\$12.96	\$11.84	\$12.95	\$14.06	\$26,963
35-3021	Comb Food Preparation & Serving Wkrs, Inc Fast Food	1,810	\$10.28	\$9.30	\$9.48	\$10.88	\$21,395
21-1099	Community & Social Svc Specialists, All Other		\$14.59	\$12.37	\$13.53	\$14.71	\$30,332
21-1094	Community Health Workers	17					
13-1141	Compensation, Benefits, and Job Analysis Specialists	27	\$26.66	\$19.85	\$22.31	\$31.51	\$55,450
13-1041	Compliance Ofcrrs (Not Ag/Const/Safety/Transportn)		\$30.76	\$27.01	\$31.82	\$34.71	\$63,988

SOC Code	Balance of State Central, WA Occupational Title	Estimated Employment	Average Wage	Percentiles			Annual Wage
				25th	50th	75th	
11-3021	Computer & Information Systems Mgrs	27	\$44.93	\$36.03	\$43.81	\$53.76	\$93,445
15-1152	Computer Network Support Specialists	63	\$31.26	\$28.10	\$32.15	\$35.35	\$65,018
15-1199	Computer Occupations, All Other	35	\$33.37	\$30.71	\$33.54	\$36.88	\$69,406
15-1131	Computer Programmers	24	\$32.66	\$23.93	\$28.52	\$42.21	\$67,936
15-1132	Computer Software Engineers, Applications	40	\$36.06	\$32.54	\$36.51	\$41.34	\$75,003
15-1151	Computer Support Specialists	108	\$25.12	\$19.48	\$23.18	\$29.31	\$52,246
15-1121	Computer Systems Analysts	47	\$37.86	\$34.17	\$38.00	\$43.05	\$78,751
49-2011	Computer, Automated Teller, & Office Machine Repairers	24	\$14.86	\$12.53	\$14.36	\$17.47	\$30,905
19-1031	Conservation Scientists	46	\$27.69	\$21.38	\$26.20	\$31.71	\$57,598
47-4011	Construction & Building Inspectors	60	\$27.39	\$22.14	\$25.95	\$29.84	\$56,967
47-2061	Construction Laborers	406	\$18.09	\$12.90	\$16.61	\$20.38	\$37,630
11-9021	Construction Mgrs	31	\$36.37	\$31.44	\$34.92	\$41.01	\$75,658
47-1011	Construction Trades/Extraction Wkrs, 1st-Ln Spvrs	299	\$30.16	\$22.71	\$28.95	\$34.56	\$62,730
49-9012	Control & Valve Installers & Repairers (Not Mech Door)	42	\$22.13	\$16.91	\$20.36	\$23.26	\$46,043
53-7011	Conveyor Operators & Tenders	83	\$14.15	\$11.04	\$13.45	\$16.78	\$29,436
35-2011	Cooks, Fast Food	167	\$9.69	\$9.27	\$9.38	\$9.57	\$20,146
35-2012	Cooks, Institution & Cafeteria	341	\$13.44	\$11.15	\$13.22	\$15.50	\$27,953
35-2014	Cooks, Restaurant	596	\$11.90	\$10.41	\$11.74	\$13.38	\$24,751
35-2015	Cooks, Short Order		\$9.84	\$9.25	\$9.34	\$9.91	\$20,460
51-9193	Cooling & Freezing Equipment Operators & Tenders	25	\$20.19	\$16.44	\$19.40	\$24.39	\$42,000
33-3012	Correctional Officers & Jailers	106	\$19.26	\$16.27	\$19.24	\$21.66	\$40,064
33-1011	Correctional Officers, 1st-Line Spvrs of	19	\$26.25	\$23.64	\$26.07	\$28.44	\$54,600
13-1051	Cost Estimators	37	\$32.69	\$23.98	\$34.57	\$42.29	\$67,994
41-2021	Counter & Rental Clerks	264	\$13.23	\$9.72	\$11.67	\$15.47	\$27,521
35-3022	Counter Attendants, Cafeteria, Concession, Coffee Shop	100	\$10.36	\$9.29	\$9.50	\$10.70	\$21,550
43-5021	Couriers & Messengers	25	\$12.56	\$10.77	\$12.31	\$14.23	\$26,119
43-4031	Court, Municipal, & License Clerks	208	\$17.28	\$14.35	\$16.93	\$19.50	\$35,952
53-7021	Crane & Tower Operators		\$32.86	\$26.40	\$31.20	\$40.37	\$68,346
33-9091	Crossing Guards	21					
51-9021	Crush/Grind/Polishing Machine Setters/Ops/Tenders		\$13.54	\$10.92	\$13.01	\$16.40	\$28,157
43-4051	Customer Svc Reps	424	\$15.62	\$11.76	\$14.19	\$17.90	\$32,484
51-4031	Cut/Punch/Press Mach Setters/Ops/Tenders, Mtl/Plastic	47	\$19.96	\$19.57	\$20.93	\$22.29	\$41,512
51-9032	Cutting & Slicing Machine Setters, Ops, & Tenders	123	\$15.38	\$13.10	\$14.87	\$17.30	\$31,999
43-9021	Data Entry Keyers	20	\$13.97	\$9.60	\$11.50	\$18.09	\$29,057
31-9091	Dental Assistants	198	\$17.08	\$14.30	\$17.07	\$20.24	\$35,526
29-2021	Dental Hygienists	111	\$44.38	\$40.54	\$43.92	\$48.21	\$92,307
29-1021	Dentists, General	49	\$97.29	\$68.97	\$91.37	\$91.82	\$202,373
33-3021	Detectives & Criminal Investigators	80	\$36.86	\$30.01	\$38.15	\$43.24	\$76,674
29-2032	Diagnostic Medical Sonographers	22	\$35.79	\$32.47	\$35.21	\$39.36	\$74,442
29-1031	Dietitians & Nutritionists	24	\$30.73	\$26.08	\$29.50	\$34.67	\$63,929
35-9011	Dining Room & Cafeteria Attendants & Bartender Helpers		\$9.73	\$9.26	\$9.38	\$9.88	\$20,231
35-9021	Dishwashers	335	\$10.12	\$9.26	\$9.37	\$10.20	\$21,050
43-5032	Dispatchers, Not Police, Fire, & Ambulance	39	\$21.57	\$16.55	\$20.23	\$26.76	\$44,861
53-3031	Driver/Sales Wkrs		\$14.44	\$12.40	\$13.60	\$14.80	\$30,025
27-3041	Editors	79	\$25.91	\$16.52	\$27.39	\$34.50	\$53,895
11-9031	Educ Administrators, Preschool/Child Care Center/Pgms	16	\$24.33	\$17.42	\$20.86	\$26.72	\$50,593
11-9032	Education Administrators, Elem & Secondary School	185					\$93,933
25-9099	Education, Training, & Library Wkrs, All Other	55	\$23.05	\$16.19	\$21.63	\$27.52	\$47,945
21-1012	Educational, Vocational, & School Counselors	221	\$25.57	\$20.90	\$24.18	\$30.77	\$53,203
17-3023	Electrical & Electronic Engineering Technicians	76	\$31.92	\$23.15	\$33.06	\$38.21	\$66,402
17-2071	Electrical Engineers	62	\$39.79	\$32.24	\$39.49	\$47.80	\$82,749
49-9051	Electrical Power-Line Installers & Repairers	120	\$40.19	\$38.72	\$39.01	\$43.21	\$83,583
49-2094	Electrical/Electronics Repairers, Industrial Equipmt	32	\$31.46	\$25.60	\$28.88	\$37.67	\$65,440
47-2111	Electricians	178	\$28.23	\$22.01	\$28.83	\$35.14	\$58,699
17-2072	Electronics Engineers, Not Computer		\$29.66	\$24.85	\$27.97	\$33.13	\$61,701
25-2021	Elementary School Teachers, Not Special Education	1,134					\$56,438
43-4061	Eligibility Interviewers, Government Programs	105	\$21.33	\$20.35	\$22.47	\$22.48	\$44,371
29-2041	Emergency Medical Technicians & Paramedics	366	\$23.84	\$15.32	\$20.34	\$30.30	\$49,590
13-1071	Employment, Recruitment, & Placement Specialists	98	\$25.28	\$20.09	\$24.53	\$29.99	\$52,570
11-9041	Engineering Mgrs	51	\$56.74	\$43.92	\$52.85	\$65.28	\$118,009
17-3029	Engineering Technicians, Not Drafters, All Other	29	\$23.87	\$18.71	\$21.76	\$32.82	\$49,644
17-2199	Engineers, All Other	17	\$43.89	\$37.26	\$48.83	\$54.36	\$91,294

SOC Code	Balance of State Central, WA Occupational Title	Estimated Employment	Average Wage	Percentiles			Annual Wage
				25th	50th	75th	
17-2081	Environmental Engineers	23	\$34.17	\$27.88	\$34.65	\$40.82	\$71,066
19-4091	Environmental Science & Protection Techs (Inc Health)		\$17.18	\$15.83	\$16.91	\$17.97	\$35,738
19-2041	Environmental Scientists & Specialists (Inc Health)	43	\$32.33	\$26.03	\$28.36	\$32.57	\$67,236
43-6011	Executive Secretaries & Administrative Assistants	155	\$22.89	\$19.83	\$22.42	\$26.33	\$47,602
51-9041	Extrude/Form/Press/Compact Machine Setters/Ops/Tenders	75	\$13.75	\$9.72	\$12.50	\$16.45	\$28,597
29-1062	Family & General Practitioners	162	\$83.78	\$59.81	\$78.01	\$91.50	\$174,252
25-9021	Farm & Home Management Advisors		\$25.91	\$21.55	\$26.34	\$30.26	\$53,884
49-3041	Farm Equipment Mechanics	176	\$16.83	\$11.87	\$16.46	\$20.66	\$35,010
45-1011	Farming, Fishing, & Forestry Wkrs, 1st-Ln Sprvs/Mgrs	159	\$20.62	\$16.12	\$20.47	\$23.67	\$42,891
45-2092	FarmWkrs & Laborers, Crop, Nursery, & Greenhouse	1,160	\$11.03	\$9.27	\$9.41	\$11.47	\$22,942
45-2093	FarmWkrs, Farm & Ranch Animals	70	\$11.84	\$9.27	\$9.41	\$12.34	\$24,633
43-4071	File Clerks	46	\$13.28	\$11.29	\$13.09	\$14.85	\$27,614
13-2051	Financial Analysts		\$35.04	\$27.03	\$34.65	\$42.92	\$72,876
11-3031	Financial Mgrs	140	\$44.37	\$31.84	\$41.83	\$54.68	\$92,287
13-2099	Financial Specialists, All Other	27	\$22.66	\$18.23	\$22.30	\$26.26	\$47,137
33-2011	Fire Fighters	171	\$24.89	\$19.12	\$24.46	\$31.89	\$51,773
33-1021	Fire Fighting & Prevention Wkrs, 1st-Ln Sprvs of	14	\$32.33	\$14.32	\$33.95	\$45.97	\$67,228
39-9031	Fitness Trainers & Aerobics Instructors	73	\$18.76	\$9.42	\$17.69	\$26.66	\$39,039
27-1023	Floral Designers	45	\$13.04	\$11.59	\$13.12	\$14.39	\$27,117
51-3092	Food Batchmakers	39	\$14.45	\$12.04	\$13.96	\$16.39	\$30,049
51-3093	Food Cooking Machine Operators & Tenders	94	\$16.24	\$14.90	\$16.53	\$17.99	\$33,784
35-1012	Food Preparation & Serving Wkrs, 1st-Ln Sprvs of	325	\$15.55	\$11.01	\$13.56	\$18.31	\$32,331
35-2021	Food Preparation Wkrs	563	\$10.43	\$9.27	\$9.41	\$10.68	\$21,700
19-1012	Food Scientists & Technologists	15	\$18.57	\$15.91	\$17.16	\$18.41	\$38,624
35-3041	Food Servers, Nonrestaurant	28	\$12.57	\$9.52	\$11.91	\$14.71	\$26,140
11-9051	Food Svc Mgrs	42	\$30.42	\$21.52	\$27.09	\$40.95	\$63,265
51-3091	Food/Tobacco Roast/Bake/Dry Mach Ops/Tenders	59	\$15.17	\$11.51	\$15.84	\$17.66	\$31,542
19-4093	Forest & Conservation Technicians	232	\$18.58	\$13.64	\$17.01	\$22.69	\$38,654
13-1131	Fundraisers	13	\$31.00	\$30.94	\$33.67	\$36.40	\$64,478
51-9051	Furnace, Kiln, Oven, Drier, & Kettle Ops/Tenders		\$17.67	\$15.83	\$17.32	\$18.81	\$36,760
11-1021	General & Operations Mgrs	520	\$47.17	\$33.58	\$41.83	\$54.46	\$98,107
45-2041	Graders & Sorters, Agricultural Products	1,045	\$10.40	\$9.26	\$9.77	\$11.21	\$21,633
27-1024	Graphic Designers	42	\$16.81	\$11.64	\$15.69	\$19.28	\$34,955
39-5012	Hairdressers, Hairstylists, & Cosmetologists	62	\$14.55	\$12.62	\$14.20	\$16.69	\$30,266
21-1091	Health Educators	26	\$22.93	\$18.32	\$23.35	\$27.47	\$47,690
29-2099	Health Technologists & Technicians, All Other	50	\$22.98	\$14.79	\$21.11	\$30.55	\$47,794
29-9099	Healthcare Practitioners & Tech Wkrs, All Other	14	\$30.73	\$22.19	\$27.52	\$39.82	\$63,937
31-9099	Healthcare Support Wkrs, All Other	72	\$15.91	\$12.70	\$14.55	\$18.06	\$33,099
49-9021	Heating, Air Cond, Refrigeration Mechanics & Installers		\$20.00	\$13.69	\$18.35	\$26.17	\$41,594
53-1021	Helpers, Laborers, & Material Movers, 1st-Ln Sprvs of	38	\$21.60	\$14.90	\$18.02	\$25.30	\$44,935
47-4051	Highway Maintenance Wkrs	218	\$20.15	\$18.21	\$19.60	\$21.64	\$41,902
31-1011	Home Health Aides	196	\$10.71	\$9.83	\$10.61	\$11.40	\$22,276
35-9031	Hosts & Hostesses, Restaurant, Lounge, & Coffee Shop	58	\$9.74	\$9.24	\$9.34	\$9.58	\$20,246
43-4081	Hotel, Motel, & Resort Desk Clerks	250	\$12.03	\$10.62	\$11.86	\$13.57	\$25,022
37-1011	Housekeeping/Janitorial Wkrs, 1st-Line Sprvs	22	\$22.21	\$17.52	\$23.90	\$26.79	\$46,194
43-4161	Human Resources Assistants, Not Payroll & Timekeeping	60	\$18.13	\$15.34	\$17.33	\$20.35	\$37,728
11-3121	Human Resources Managers	45	\$43.99	\$38.66	\$44.87	\$52.11	\$91,491
17-3026	Industrial Engineering Technicians	25	\$24.57	\$21.75	\$24.62	\$27.54	\$51,107
17-2112	Industrial Engineers	83	\$38.01	\$32.31	\$38.31	\$44.23	\$79,070
49-9041	Industrial Machinery Mechanics	409	\$28.32	\$20.40	\$26.16	\$38.72	\$58,889
11-3051	Industrial Production Mgrs	71	\$41.22	\$32.60	\$39.17	\$49.32	\$85,734
53-7051	Industrial Truck & Tractor Operators	735	\$15.29	\$12.58	\$14.81	\$17.43	\$31,817
43-4199	Information & Record Clerks, All Other	80	\$16.35	\$13.64	\$16.65	\$18.73	\$34,003
51-9061	Inspectors, Testers, Sorters, Samplers, & Weighers	620	\$12.90	\$9.34	\$9.53	\$14.65	\$26,824
49-9098	Installation, Maintenance, & Repair Helpers	34	\$13.35	\$9.53	\$10.94	\$13.57	\$27,772
49-9099	Installation, Maintenance, & Repair Wkrs, A/O	44	\$27.14	\$18.87	\$26.52	\$28.05	\$56,444
25-9031	Instructional Coordinators	35	\$28.32	\$22.29	\$27.44	\$32.72	\$58,919
41-3021	Insurance Sales Agents	172	\$19.28	\$12.33	\$14.80	\$25.99	\$40,093
29-1063	Internists, General		\$79.62	\$43.69	\$77.83	\$91.50	\$165,609
27-3091	Interpreters & Translators	50	\$26.92	\$16.03	\$21.75	\$37.60	\$55,997
43-4111	Interviewers, Not Eligibility & Loan	47					
37-2011	Janitors & Cleaners, Not Maids & Housekeeping Cleaners	1,004	\$13.88	\$10.73	\$14.11	\$16.64	\$28,854

SOC Code	Balance of State Central, WA Occupational Title	Estimated Employment	Average Wage	Percentiles			Annual Wage
				25th	50th	75th	
23-1023	Judges, Magistrate Judges, & Magistrates	27	\$52.67	\$36.67	\$46.53	\$69.68	\$109,547
25-2012	Kindergarten Teachers, Not Special Education	152					\$55,072
53-7062	Laborers & Freight, Stock, & Material Movers, Hand	832	\$14.05	\$10.68	\$12.90	\$14.97	\$29,234
37-1012	Landscape, Lawn, Groundskeep Wkrs, 1st-Line Spvrs		\$23.73	\$20.15	\$23.79	\$27.33	\$49,375
37-3011	Landscaping & Groundskeeping Wkrs	500	\$12.93	\$9.84	\$11.43	\$15.54	\$26,911
51-6011	Laundry & Dry-Cleaning Wkrs	26	\$11.16	\$9.29	\$10.11	\$12.05	\$23,196
43-6012	Legal Secretaries	86	\$14.20	\$10.81	\$12.13	\$17.18	\$29,550
11-1031	Legislators	11					\$66,251
25-4021	Librarians	66	\$28.94	\$18.88	\$28.81	\$35.89	\$60,202
43-4121	Library Assistants, Clerical	61	\$13.68	\$12.60	\$13.59	\$14.59	\$28,469
25-4031	Library Technicians	45	\$16.67	\$11.44	\$17.44	\$20.52	\$34,693
29-2061	Licensed Practical & Licensed Vocational Nurses	201	\$20.64	\$18.15	\$20.59	\$22.85	\$42,932
19-4099	Life, Physical, & Social Science Technicians, A/O	23					
33-9092	Lifeguards, Ski Patrol, Recreational Protective Svc Wkrs		\$9.68	\$9.28	\$9.41	\$9.57	\$20,130
43-4131	Loan Interviewers & Clerks	61	\$17.32	\$14.81	\$17.04	\$19.46	\$36,027
13-2072	Loan Officers	101	\$38.36	\$31.72	\$36.35	\$44.35	\$79,785
11-9081	Lodging Mgrs	10	\$25.38	\$23.81	\$26.39	\$28.91	\$52,789
45-4022	Logging Equipment Operators	81	\$23.78	\$22.01	\$24.52	\$26.85	\$49,477
53-7063	Machine Feeders & Offbearers	113	\$12.41	\$10.29	\$11.25	\$12.70	\$25,825
51-4041	Machinists	69	\$18.67	\$14.42	\$17.67	\$22.81	\$38,850
37-2012	Maids & Housekeeping Cleaners	544	\$11.03	\$9.47	\$10.55	\$11.85	\$22,950
49-9071	Maintenance and Repair Workers, General	1,067	\$17.94	\$14.31	\$17.61	\$21.46	\$37,334
49-9043	Maintenance Wkrs, Machinery	116	\$21.53	\$18.07	\$22.05	\$25.17	\$44,798
13-1111	Management Analysts	39	\$36.33	\$26.07	\$35.92	\$46.20	\$75,566
13-1161	Market Research Analysts	40	\$28.67	\$17.95	\$27.82	\$37.38	\$59,629
31-9011	Massage Therapists	29	\$20.56	\$9.44	\$23.42	\$27.42	\$42,760
51-3022	Meat, Poultry, & Fish Cutters & Trimmers	31	\$10.92	\$9.35	\$9.54	\$12.91	\$22,719
17-3013	Mechanical Drafters	16	\$25.03	\$16.19	\$19.60	\$34.27	\$52,058
17-2141	Mechanical Engineers	30	\$42.38	\$38.62	\$41.44	\$45.53	\$88,146
49-1011	Mechanics, Installers, Repairers, 1st-Ln Sprvs/Mgrs	227	\$32.07	\$26.90	\$31.97	\$37.91	\$66,699
29-2012	Medical & Clinical Laboratory Technicians	51	\$21.42	\$17.66	\$21.69	\$25.56	\$44,544
29-2011	Medical & Clinical Laboratory Technologists	71	\$28.92	\$24.68	\$29.40	\$33.66	\$60,158
11-9111	Medical & Health Svcs Mgrs	127	\$46.51	\$31.72	\$41.51	\$52.94	\$96,757
21-1022	Medical & Public Health Social Wkrs	30	\$23.24	\$20.12	\$23.51	\$27.16	\$48,354
31-9092	Medical Assistants	383	\$14.86	\$12.76	\$14.60	\$16.98	\$30,896
31-9093	Medical Equipment Preparers	11	\$15.47	\$13.26	\$14.67	\$17.46	\$32,198
29-2071	Medical Records & Health Information Technicians	122	\$18.41	\$13.93	\$17.38	\$21.76	\$38,288
43-6013	Medical Secretaries	232	\$16.92	\$14.52	\$16.75	\$18.70	\$35,189
31-9094	Medical Transcriptionists	39	\$16.18	\$13.55	\$16.28	\$19.14	\$33,669
13-1121	Meeting & Convention Planners	28	\$21.59	\$15.33	\$18.22	\$25.44	\$44,903
21-1014	Mental Health Counselors	79	\$22.10	\$16.16	\$22.82	\$27.22	\$45,961
27-1026	Merchandise Displayers & Window Trimmers	37	\$13.46	\$11.00	\$13.30	\$15.84	\$27,992
43-5041	Meter Readers, Utilities	27	\$24.47	\$22.20	\$24.89	\$27.29	\$50,894
11-9199	Mgrs, All Other	99	\$35.93	\$22.71	\$35.19	\$45.35	\$74,722
25-2022	Middle School Teachers (Not Special Ed & Vocational)	343					\$55,655
51-9023	Mixing & Blending Machine Setters, Ops, & Tenders	35	\$16.86	\$13.79	\$16.71	\$20.14	\$35,076
49-3042	Mobile Heavy Equipment Mechanics, Not Engines	90	\$22.86	\$16.95	\$22.83	\$27.77	\$47,548
53-3099	Motor Vehicle Operators, All Other		\$17.01	\$16.21	\$17.29	\$18.27	\$35,376
49-3052	Motorcycle Mechanics		\$19.38	\$16.66	\$18.46	\$21.68	\$40,317
11-9121	Natural Sciences Mgrs	26	\$44.36	\$37.72	\$40.99	\$49.02	\$92,273
15-1142	Network and Computer Systems Administrators	72	\$28.71	\$24.17	\$29.54	\$34.20	\$59,707
43-4141	New Accounts Clerks		\$18.07	\$14.78	\$17.34	\$21.40	\$37,603
39-2021	Nonfarm Animal Caretakers	59	\$11.14	\$9.64	\$10.61	\$11.58	\$23,188
41-1012	Non-Retail Sales Wkrs, 1st-Line Spvrs of	84	\$28.07	\$23.30	\$27.51	\$33.51	\$58,385
29-1171	Nurse Practitioners	55	\$39.88	\$32.78	\$39.38	\$46.22	\$82,934
31-1014	Nursing Assistants	523	\$13.57	\$11.06	\$12.92	\$15.33	\$28,239
29-9011	Occupational Health & Safety Specialists	33	\$31.93	\$24.88	\$29.77	\$39.12	\$66,421
29-1122	Occupational Therapists	12	\$28.82	\$24.01	\$27.46	\$33.64	\$59,949
43-1011	Office & Admin Support Wkrs, 1st-Line Spvrs of	479	\$23.68	\$17.23	\$22.29	\$29.10	\$49,249
43-9199	Office & Administrative Support Wkrs, All Other	135	\$16.19	\$12.74	\$15.83	\$18.66	\$33,676
43-9061	Office Clerks, General	820	\$13.86	\$10.42	\$12.66	\$16.07	\$28,828
47-2073	Operating Engineers/Construction Equipment Ops	345	\$22.25	\$18.11	\$21.09	\$24.54	\$46,284

SOC Code	Balance of State Central, WA Occupational Title	Estimated Employment	Average Wage	Percentiles			Annual Wage
				25th	50th	75th	
15-2031	Operations Research Analysts	23	\$30.23	\$20.28	\$26.99	\$35.35	\$62,880
29-2081	Opticians, Dispensing	16	\$18.79	\$16.26	\$19.39	\$21.43	\$39,095
43-4151	Order Clerks	67	\$17.44	\$15.39	\$17.41	\$20.15	\$36,273
51-9111	Packaging & Filling Machine Operators & Tenders	449	\$14.21	\$11.52	\$14.42	\$16.91	\$29,539
53-7064	Packers & Packagers, Hand	783	\$11.89	\$9.46	\$10.41	\$12.90	\$24,735
47-2141	Painters, Construction & Maintenance	82	\$18.42	\$16.15	\$19.22	\$21.48	\$38,324
23-2011	Paralegals & Legal Assistants	94	\$21.20	\$17.14	\$19.08	\$25.74	\$44,081
41-2022	Parts Salespersons	230	\$14.15	\$11.24	\$13.52	\$16.06	\$29,421
43-3051	Payroll & Timekeeping Clerks	106	\$22.45	\$18.64	\$22.18	\$26.72	\$46,707
39-9021	Personal & Home Care Aides	388	\$11.05	\$9.95	\$10.79	\$11.64	\$22,986
39-1021	Personal Svc Wkrs, 1st-Line Supervisors/Mgrs of	45	\$17.46	\$11.18	\$16.05	\$24.24	\$36,323
37-3012	Pesticide Handlers, Sprayers, & Applicators, Vegetation	42	\$13.86	\$9.36	\$14.81	\$17.21	\$28,824
29-1051	Pharmacists	102	\$56.19	\$50.91	\$57.84	\$65.45	\$116,876
31-9095	Pharmacy Aides		\$13.40	\$11.25	\$12.87	\$14.42	\$27,879
29-2052	Pharmacy Technicians	118	\$17.99	\$15.30	\$18.02	\$20.96	\$37,425
31-9097	Phlebotomists	30	\$16.10	\$14.50	\$16.19	\$17.74	\$33,488
51-9151	Photographic Process Workers & Machine Operators	25	\$11.56	\$10.18	\$11.36	\$12.96	\$24,048
29-1069	Phys/Surgeons, A/O (Cardiologists, Dermatologists, etc)	67	\$112.05	\$91.25	\$91.58	\$91.92	\$233,056
31-2022	Physical Therapist Aides	44	\$14.24	\$11.59	\$13.51	\$16.48	\$29,612
29-1123	Physical Therapists	69	\$38.74	\$33.49	\$38.08	\$43.77	\$80,574
29-1071	Physician Assistants	83	\$49.16	\$42.06	\$49.73	\$56.92	\$102,262
47-2152	Plumbers, Pipefitters, & Steamfitters	138	\$28.96	\$23.18	\$28.07	\$33.65	\$60,243
33-1012	Police & Detectives, 1st-Line Supervisors/Mgrs of	98	\$33.89	\$31.13	\$33.97	\$36.46	\$70,498
33-3051	Police & Sheriff's Patrol Officers	446	\$25.61	\$23.01	\$26.26	\$29.02	\$53,260
43-5031	Police, Fire, & Ambulance Dispatchers	39	\$23.02	\$18.48	\$22.71	\$26.62	\$47,889
43-5051	Postal Svc Clerks	62	\$24.32	\$24.20	\$25.87	\$25.88	\$50,585
43-5052	Postal Svc Mail Carriers	119	\$24.16	\$19.73	\$24.79	\$27.53	\$50,235
43-5053	Postal Svc Mail Sorters/Processors/Processing Mach Ops	31	\$11.95	\$9.59	\$11.08	\$14.06	\$24,852
11-9131	Postmasters & Mail Superintendents	47	\$27.51	\$24.32	\$27.59	\$34.24	\$57,222
51-8012	Power Distributors & Dispatchers	54	\$41.98	\$38.69	\$40.36	\$45.12	\$87,320
51-8013	Power Plant Operators	33	\$38.41	\$36.07	\$39.51	\$42.95	\$79,886
25-2011	Preschool Teachers, Not Special Education	133	\$14.23	\$12.11	\$13.83	\$16.01	\$29,609
51-5112	Printing Press Operators	20	\$12.56	\$9.62	\$10.90	\$13.63	\$26,136
21-1092	Probation Officers & Correctional Treatment Specialists	56	\$23.53	\$20.64	\$24.09	\$26.07	\$48,933
43-3061	Procurement Clerks	52	\$18.65	\$16.79	\$19.27	\$21.51	\$38,801
51-1011	Production & Operating Wkrs, 1st-Line Spvrs of	316	\$25.54	\$18.20	\$25.13	\$30.70	\$53,132
51-9199	Production Wkrs, All Other	22	\$14.14	\$11.16	\$15.04	\$17.00	\$29,430
51-9198	Production Worker Helpers	261	\$11.10	\$9.50	\$10.54	\$11.84	\$23,099
43-5061	Production, Planning, & Expediting Clerks	77	\$19.67	\$14.30	\$17.40	\$21.73	\$40,902
11-9141	Property, Real Estate, & Community Association Mgrs	54	\$22.19	\$19.88	\$21.53	\$23.17	\$46,141
33-9099	Protective Svc Wkrs, All Other	52	\$13.86	\$10.84	\$12.62	\$14.08	\$28,828
11-2031	Public Relations Mgrs	32	\$47.80	\$34.80	\$45.14	\$54.40	\$99,421
27-3031	Public Relations Specialists	32	\$31.28	\$24.65	\$29.92	\$36.93	\$65,062
13-1021	Purchasing Agents & Buyers, Farm Products	23	\$44.44	\$26.31	\$29.85	\$47.08	\$92,436
13-1023	Purchasing Agents (Not Wholesale/Retail/Farm Prdcts)	90	\$27.55	\$22.89	\$27.12	\$32.21	\$57,298
11-3061	Purchasing Mgrs	11	\$40.80	\$30.07	\$36.23	\$46.75	\$84,859
29-2034	Radiologic Technologists & Technicians	125	\$28.98	\$24.91	\$29.41	\$33.62	\$60,280
41-9022	Real Estate Sales Agents	41	\$24.68	\$14.35	\$27.92	\$32.42	\$51,336
43-4171	Receptionists & Information Clerks	495	\$13.06	\$10.99	\$12.82	\$14.48	\$27,150
39-9032	Recreation Wkrs	55	\$12.59	\$9.36	\$10.86	\$14.82	\$26,181
53-7081	Refuse & Recyclable Material Collectors	35	\$18.95	\$16.50	\$18.42	\$21.45	\$39,426
29-1141	Registered Nurses	877	\$32.87	\$26.90	\$31.85	\$38.53	\$68,376
21-1015	Rehabilitation Counselors	65	\$21.68	\$18.89	\$22.34	\$24.79	\$45,100
27-3022	Reporters & Correspondents	40	\$12.56	\$10.89	\$12.26	\$14.01	\$26,116
29-1126	Respiratory Therapists	33	\$26.86	\$23.78	\$26.58	\$29.40	\$55,862
41-1011	Retail Sales Wkrs, 1st-Line Supervisors/Mgrs of	559	\$18.80	\$13.65	\$16.82	\$21.51	\$39,106
41-2031	Retail Salespersons	1,776	\$12.78	\$9.59	\$11.08	\$13.73	\$26,588
41-9099	Sales & Related Wkrs, All Other	55	\$13.37	\$10.45	\$12.18	\$14.36	\$27,828
11-2022	Sales Mgrs	40	\$50.33	\$33.52	\$47.59	\$62.57	\$104,688
41-3099	Sales Reps, Svcs, All Other	72	\$25.63	\$14.07	\$17.15	\$35.00	\$53,312
41-4012	Sales Reps, Wholesale/Manuf (Not Tech/Sci Prdcts)	487	\$30.24	\$24.26	\$31.64	\$36.64	\$62,913
41-4011	Sales Reps, Wholesale/Manuf, Tech.Scientific Prdcts		\$23.17	\$20.68	\$22.66	\$25.99	\$48,194

SOC Code	Balance of State Central, WA Occupational Title	Estimated Employment	Average Wage	Percentiles			Annual Wage
				25th	50th	75th	
25-2031	Secondary School Teachers (Not Special/Voc Ed)	628					\$57,762
43-6014	Secretaries, Not Legal, Medical, & Executive	1,172	\$15.75	\$12.54	\$15.88	\$18.23	\$32,764
41-3031	Securities, Commodities, & Financial Svcs Sales Agents	40	\$19.42	\$13.10	\$14.32	\$27.50	\$40,379
33-9032	Security Guards	148	\$16.86	\$13.55	\$16.99	\$20.13	\$35,069
25-3021	Self-Enrichment Education Teachers	68	\$20.27	\$14.68	\$17.87	\$26.49	\$42,176
51-9012	Separating & Filtering Machine Setters/Ops/Tndrs	47	\$15.45	\$12.89	\$14.41	\$17.16	\$32,139
43-5071	Shipping, Receiving, & Traffic Clerks	272	\$14.05	\$10.69	\$11.99	\$15.66	\$29,232
11-9151	Social & Community Svc Mgrs	66	\$27.76	\$21.53	\$26.19	\$32.24	\$57,737
21-1093	Social & Human Svc Assistants	293	\$14.09	\$12.62	\$13.96	\$15.26	\$29,311
21-1029	Social Wkrs, All Other	18	\$21.81	\$18.23	\$21.07	\$25.12	\$45,365
19-1013	Soil & Plant Scientists	18	\$33.50	\$25.44	\$32.64	\$37.06	\$69,688
25-2052	Special Educ Teachers, Kindergarten, Elementary School	121					\$49,343
25-2053	Special Education Teachers, Middle School	33					\$54,348
25-2051	Special Education Teachers, Preschool	18					\$54,731
25-2054	Special Education Teachers, Secondary School	56					\$56,639
29-1127	Speech-Language Pathologists	18	\$31.44	\$28.27	\$32.00	\$35.02	\$65,409
51-8021	Stationary Engineers & Boiler Operators	17	\$20.05	\$16.31	\$17.94	\$24.90	\$41,708
43-5081	Stock Clerks & Order Fillers	573	\$11.99	\$9.62	\$10.84	\$12.72	\$24,940
21-1011	Substance Abuse & Behavioral Disorder Counselors	26	\$19.03	\$14.43	\$19.25	\$23.22	\$39,573
25-3098	Substitute teachers	625	\$16.86	\$15.59	\$16.92	\$18.25	\$35,065
29-2055	Surgical Technologists		\$22.83	\$19.86	\$22.60	\$26.30	\$47,485
17-3031	Surveying & Mapping Technicians	47	\$22.92	\$19.81	\$23.34	\$26.75	\$47,668
17-1022	Surveyors	21	\$29.65	\$24.80	\$29.85	\$34.57	\$61,660
53-6031	Svc Station Attendants	65	\$12.82	\$10.69	\$11.68	\$15.42	\$26,666
43-2011	Switchboard Operators, Including Answering Svc	24	\$13.83	\$12.26	\$13.74	\$15.58	\$28,754
53-3041	Taxi Drivers & Chauffeurs	34	\$12.13	\$9.93	\$10.91	\$11.87	\$25,230
25-9041	Teacher Assistants	1,548					\$28,770
25-3099	Teachers & Instructors, All Other	49					\$43,965
51-2092	Team Assemblers	181	\$13.06	\$11.33	\$12.93	\$14.40	\$27,165
49-2022	Telecom Equipment Installers & Repairers (Not Line)	91	\$25.73	\$17.71	\$28.14	\$32.87	\$53,521
41-9041	Telemarketers	14	\$10.42	\$9.63	\$10.44	\$11.21	\$21,688
43-3071	Tellers	224	\$13.48	\$11.30	\$13.30	\$15.56	\$28,045
49-3093	Tire Repairers & Changers	145	\$14.20	\$10.96	\$13.12	\$17.28	\$29,539
39-7011	Tour Guides and Escorts		\$16.22	\$13.62	\$16.81	\$18.56	\$33,744
13-1151	Training and Development Specialists	40	\$29.45	\$20.48	\$28.09	\$35.68	\$61,262
11-3071	Transportation, Storage, & Distribution Mgrs	79	\$36.90	\$26.45	\$31.10	\$38.29	\$76,741
53-1031	Transpntn/Material-Mvng Vehicle Ops, 1st-Ln Spvrs of	206	\$24.90	\$16.70	\$22.81	\$31.23	\$51,785
53-3032	Truck Drivers, Heavy & Tractor-Trailer	1,301	\$18.88	\$15.76	\$18.77	\$21.84	\$39,271
53-3033	Truck Drivers, Light or Delivery Svcs	347	\$17.65	\$11.56	\$15.67	\$19.91	\$36,726
19-3051	Urban & Regional Planners	68	\$27.44	\$22.48	\$26.14	\$31.54	\$57,080
39-3031	Ushers, Lobby Attendants, & Ticket Takers	12	\$9.53	\$9.26	\$9.38	\$9.49	\$19,829
29-1131	Veterinarians	19	\$33.93	\$30.89	\$35.10	\$39.53	\$70,573
31-9096	Veterinary Assistants & Laboratory Animal Caretakers	63	\$12.29	\$10.43	\$11.56	\$13.90	\$25,554
29-2056	Veterinary Technologists & Technicians		\$15.54	\$13.56	\$15.01	\$17.21	\$32,331
25-1194	Vocational Education Teachers, Postsecondary	88	\$24.81	\$17.70	\$25.70	\$31.84	\$51,619
25-2032	Vocational Education Teachers, Secondary School	110					\$60,883
35-3031	Waiters & Waitresses	900	\$11.70	\$9.32	\$12.08	\$13.68	\$24,328
51-8031	Water & Liquid Waste Treatment Plant & System Ops	110	\$23.42	\$20.27	\$22.88	\$26.79	\$48,710
15-1134	Web Developers	42	\$19.27	\$15.63	\$17.89	\$21.50	\$40,075
43-5111	Weighers, Measurers, Checkers, Samplers - Recordkeeping	72	\$16.01	\$12.94	\$16.00	\$18.22	\$33,290
51-4121	Welders, Cutters, Solderers, & Brazers	194	\$21.48	\$19.27	\$21.19	\$23.10	\$44,686
13-1022	Wholesale & Retail Buyers, Not Farm Products	18	\$22.05	\$19.00	\$21.03	\$23.12	\$45,883
43-9022	Word Processors & Typists	13	\$14.82	\$12.56	\$14.58	\$15.91	\$30,823
19-1023	Zoologists & Wildlife Biologists	119	\$29.18	\$24.18	\$27.37	\$32.08	\$60,697

Balance of State East, WA
2013 Occupational Employment
and Wage Estimates
Includes Columbia, Ferry, Garfield, Lincoln, Pend
Oreille, Stevens, Walla Walla, and Whitman Counties



SOC Code	Balance of State East, WA Occupational Title	Estimated Employment	Average Wage	Percentiles			Annual Wage
				25th	50th	75th	
13-2011	Accountants & Auditors	327	\$33.13	\$24.34	\$30.29	\$42.68	\$68,902
11-3011	Administrative Svcs Mgrs	71	\$35.37	\$26.70	\$35.66	\$43.28	\$73,563
25-3011	Adult Literacy, Remedial Ed, GED Teachers/Inst	55	\$23.60	\$19.07	\$23.71	\$27.86	\$49,084
41-3011	Advertising Sales Agents	41	\$39.30	\$16.75	\$25.22	\$36.53	\$81,741
45-2091	Agricultural Equipment Operators		\$14.58	\$12.56	\$15.41	\$17.00	\$30,314
45-2011	Agricultural Inspectors	28	\$22.10	\$17.85	\$21.96	\$25.52	\$45,959
53-3011	Ambulance Drivers/Attendants (Not EMTs)		\$12.32	\$10.42	\$11.58	\$13.54	\$25,625
39-3091	Amusement & Recreation Attendants	101	\$10.26	\$9.31	\$9.47	\$10.54	\$21,348
19-3091	Anthropologists & Archeologists	28	\$27.97	\$21.37	\$28.91	\$34.65	\$58,160
13-2021	Appraisers & Assessors of Real Estate	32	\$28.93	\$19.49	\$22.80	\$40.69	\$60,188
17-1011	Architects, Not Landscape & Naval	26	\$34.20	\$24.75	\$28.91	\$43.86	\$71,144
51-2099	Assemblers & Fabricators, All Other	146	\$11.95	\$10.09	\$11.97	\$13.58	\$24,851
49-3021	Automotive Body & Related Repairers	48	\$17.51	\$13.65	\$18.08	\$21.58	\$36,423
49-3023	Automotive Svc Technicians & Mechanics	174	\$17.58	\$11.05	\$16.38	\$21.39	\$36,560
51-3011	Bakers	71	\$12.33	\$9.71	\$11.18	\$14.38	\$25,638
35-3011	Bartenders	192	\$12.74	\$9.43	\$12.71	\$15.18	\$26,504
43-3011	Bill & Account Collectors	91	\$15.14	\$12.85	\$14.25	\$17.08	\$31,493
43-3021	Billing & Posting Clerks & Machine Operators	192	\$15.42	\$13.03	\$15.01	\$17.53	\$32,062
19-1029	Biological Scientists, All Other	116	\$36.69	\$30.41	\$38.01	\$43.59	\$76,316
19-4021	Biological Technicians	147	\$18.34	\$13.63	\$17.11	\$22.11	\$38,144
43-3031	Bookkeeping, Accounting, & Auditing Clerks	1,111	\$16.53	\$13.39	\$16.44	\$19.17	\$34,399
13-2031	Budget Analysts	31	\$36.44	\$29.96	\$36.24	\$43.45	\$75,789
49-3031	Bus & Truck Mechanics & Diesel Engine Specialists	83	\$21.62	\$18.63	\$21.52	\$24.71	\$44,987
53-3022	Bus Drivers, School	378	\$14.95	\$12.15	\$15.27	\$17.47	\$31,080
13-1199	Business Operations Specialists, All Other	431	\$34.39	\$26.99	\$34.73	\$41.21	\$71,530
51-3021	Butchers & Meat Cutters	90	\$13.94	\$10.49	\$12.99	\$17.09	\$29,004
51-7011	Cabinetmakers & Bench Carpenters	22	\$12.83	\$10.65	\$11.57	\$13.40	\$26,676
29-2031	Cardiovascular Technologists & Technicians		\$32.59	\$22.43	\$35.36	\$41.68	\$67,788
47-2031	Carpenters	215	\$20.31	\$18.09	\$20.37	\$22.28	\$42,247
47-2041	Carpet Installers	22	\$18.87	\$15.34	\$18.32	\$22.31	\$39,253
17-1021	Cartographers & Photogrammetrists		\$27.70	\$21.48	\$26.01	\$33.99	\$57,629
41-2011	Cashiers	1,568	\$10.86	\$9.41	\$10.26	\$11.51	\$22,591
47-2051	Cement Masons & Concrete Finishers	61	\$20.48	\$13.96	\$18.06	\$26.46	\$42,602
35-1011	Chefs & Head Cooks		\$23.94	\$17.66	\$22.78	\$30.67	\$49,778
19-4031	Chemical Technicians	14	\$23.38	\$18.61	\$23.50	\$27.18	\$48,644
19-2031	Chemists	14	\$38.49	\$26.23	\$32.59	\$47.85	\$80,064
11-1011	Chief Executives		\$55.39	\$46.32	\$53.58	\$59.28	\$115,210
39-9011	Child Care Wkrs	130	\$11.37	\$9.99	\$10.82	\$11.64	\$23,644
21-1021	Child, Family, & School Social Wkrs	124	\$22.31	\$16.81	\$25.41	\$26.07	\$46,416
17-3022	Civil Engineering Technicians	28	\$24.76	\$20.66	\$24.73	\$28.25	\$51,500
17-2051	Civil Engineers	393	\$44.39	\$41.25	\$43.60	\$51.83	\$92,335
53-7061	Cleaners of Vehicles & Equipment	124	\$12.00	\$9.98	\$12.02	\$13.70	\$24,944
21-2011	Clergy		\$21.89	\$14.62	\$22.39	\$27.51	\$45,542
19-3031	Clinical, Counseling, & School Psychologists	39	\$30.24	\$25.43	\$28.47	\$35.83	\$62,900
27-2022	Coaches & Scouts						\$36,414
51-9121	Coating/Painting/Spraying Machine Setters/Ops/Tenders	55	\$14.50	\$11.46	\$13.51	\$16.69	\$30,161
35-3021	Comb Food Preparation & Serving Wkrs, Inc Fast Food	1,037	\$10.41	\$9.31	\$9.52	\$11.14	\$21,661
21-1099	Community & Social Svc Specialists, All Other	29	\$16.92	\$9.35	\$11.36	\$24.01	\$35,195
13-1141	Compensation, Benefits, and Job Analysis Specialists	24	\$30.88	\$23.87	\$29.17	\$38.36	\$64,249
13-1041	Compliance Ofcrrs (Not Ag/Const/Safety/Transportn)	111	\$33.53	\$30.05	\$34.53	\$36.24	\$69,755
11-3021	Computer & Information Systems Mgrs		\$47.10	\$36.65	\$44.19	\$54.70	\$97,970
15-1152	Computer Network Support Specialists		\$26.12	\$18.49	\$27.97	\$32.72	\$54,335
15-1199	Computer Occupations, All Other	51	\$38.60	\$34.62	\$37.60	\$43.59	\$80,285

SOC Code	Balance of State East, WA Occupational Title	Estimated Employment	Average Wage	Percentiles			Annual Wage
				25th	50th	75th	
15-1131	Computer Programmers		\$30.40	\$25.03	\$29.38	\$34.61	\$63,235
15-1132	Computer Software Engineers, Applications		\$54.55	\$45.93	\$57.41	\$67.69	\$113,477
15-1151	Computer Support Specialists	105	\$20.07	\$15.97	\$19.98	\$24.12	\$41,738
15-1121	Computer Systems Analysts		\$39.56	\$35.28	\$39.89	\$43.82	\$82,298
49-2011	Computer, Automated Teller, & Office Machine Repairers	13	\$19.88	\$12.36	\$13.63	\$36.90	\$41,351
19-1031	Conservation Scientists	35	\$30.51	\$24.67	\$29.29	\$36.36	\$63,464
47-4011	Construction & Building Inspectors	119	\$34.13	\$29.94	\$35.29	\$37.90	\$70,997
47-2061	Construction Laborers	285	\$17.03	\$11.30	\$14.94	\$18.67	\$35,422
11-9021	Construction Mgrs	47	\$57.12	\$39.12	\$49.27	\$58.59	\$118,821
47-1011	Construction Trades/Extraction Wkrs, 1st-Ln Spvrs	191	\$29.06	\$24.32	\$27.37	\$33.16	\$60,442
53-7011	Conveyor Operators & Tenders	57	\$14.94	\$12.94	\$14.52	\$16.53	\$31,067
35-2019	Cooks, All Other		\$11.13	\$9.29	\$9.44	\$10.66	\$23,160
35-2011	Cooks, Fast Food	311	\$10.27	\$9.29	\$9.45	\$10.92	\$21,372
35-2012	Cooks, Institution & Cafeteria	294	\$13.83	\$11.00	\$13.05	\$16.47	\$28,756
35-2014	Cooks, Restaurant	339	\$12.44	\$9.71	\$12.18	\$14.19	\$25,873
35-2015	Cooks, Short Order		\$10.73	\$9.66	\$10.56	\$11.47	\$22,315
33-3012	Correctional Officers & Jailers	679	\$20.94	\$21.51	\$21.51	\$21.52	\$43,546
33-1011	Correctional Officers, 1st-Line Spvrs of	102	\$25.07	\$23.74	\$23.75	\$23.75	\$52,153
13-1051	Cost Estimators	36	\$26.05	\$20.53	\$22.48	\$30.40	\$54,182
41-2021	Counter & Rental Clerks	174	\$12.61	\$10.01	\$11.35	\$14.83	\$26,234
35-3022	Counter Attendants, Cafeteria, Concession, Coffee Shop		\$10.43	\$9.29	\$9.44	\$10.68	\$21,701
43-4031	Court, Municipal, & License Clerks	104	\$16.57	\$14.35	\$16.79	\$18.84	\$34,465
13-2041	Credit Analysts		\$32.74	\$22.40	\$32.22	\$39.38	\$68,102
51-9021	Crush/Grind/Polishing Machine Setters/Ops/Tenders	17					
43-4051	Customer Svc Reps	342	\$14.41	\$11.30	\$14.07	\$17.15	\$29,984
51-9032	Cutting & Slicing Machine Setters, Ops, & Tenders		\$19.07	\$17.27	\$19.80	\$21.55	\$39,657
43-9021	Data Entry Keyers	67	\$16.44	\$14.14	\$16.58	\$18.66	\$34,190
31-9091	Dental Assistants	169	\$16.69	\$14.40	\$16.22	\$17.96	\$34,704
29-2021	Dental Hygienists	88	\$37.54	\$34.36	\$39.68	\$43.28	\$78,068
51-9081	Dental Laboratory Technicians	11	\$14.79	\$11.21	\$13.22	\$19.42	\$30,759
29-1021	Dentists, General	28	\$77.71	\$53.29	\$71.03	\$91.37	\$161,630
29-2032	Diagnostic Medical Sonographers	66	\$36.73	\$32.90	\$36.37	\$41.55	\$76,411
29-1031	Dietitians & Nutritionists	23	\$30.56	\$25.92	\$29.74	\$36.36	\$63,566
35-9011	Dining Room & Cafeteria Attendants & Bartender Helpers	161	\$10.30	\$9.28	\$9.41	\$11.00	\$21,430
35-9021	Dishwashers	225	\$10.03	\$9.30	\$9.48	\$10.49	\$20,868
43-5032	Dispatchers, Not Police, Fire, & Ambulance	61	\$19.07	\$15.67	\$19.93	\$22.43	\$39,665
53-3031	Driver/Sales Wkrs		\$17.26	\$14.15	\$16.79	\$19.66	\$35,885
47-5021	Earth Drillers, Not Oil & Gas	77	\$23.33	\$20.83	\$23.60	\$26.45	\$48,525
19-3011	Economists	13	\$45.99	\$41.36	\$49.17	\$51.83	\$95,657
27-3041	Editors	41	\$28.87	\$20.73	\$24.86	\$33.42	\$60,048
11-9031	Educ Administrators, Preschool/Child Care Center/Pgms	22	\$23.53	\$19.36	\$21.66	\$26.32	\$48,938
11-9032	Education Administrators, Elem & Secondary School	129					\$90,874
25-9099	Education, Training, & Library Wkrs, All Other	70	\$21.56	\$17.93	\$20.98	\$24.05	\$44,855
21-1012	Educational, Vocational, & School Counselors		\$27.36	\$22.00	\$27.13	\$33.00	\$56,909
17-3023	Electrical & Electronic Engineering Technicians	13	\$30.41	\$18.26	\$31.77	\$36.38	\$63,248
17-2071	Electrical Engineers	120	\$42.31	\$36.18	\$43.60	\$51.83	\$88,013
49-9051	Electrical Power-Line Installers & Repairers		\$35.58	\$32.49	\$35.58	\$38.86	\$74,012
47-2111	Electricians	247	\$26.03	\$21.17	\$26.82	\$31.95	\$54,143
25-2021	Elementary School Teachers, Not Special Education	674					\$58,090
43-4061	Eligibility Interviewers, Government Programs	51	\$21.08	\$20.67	\$22.47	\$22.48	\$43,856
29-2041	Emergency Medical Technicians & Paramedics	92	\$32.37	\$18.95	\$34.26	\$43.92	\$67,317
13-1071	Employment, Recruitment, & Placement Specialists	117	\$28.71	\$21.86	\$28.04	\$33.94	\$59,715
11-9041	Engineering Mgrs	77	\$61.00	\$57.60	\$61.06	\$66.00	\$126,879
17-3029	Engineering Technicians, Not Drafters, All Other	127	\$33.19	\$30.05	\$35.43	\$36.37	\$69,030
17-2199	Engineers, All Other	91	\$43.82	\$40.74	\$46.86	\$51.84	\$91,136
17-2081	Environmental Engineers	36	\$47.20	\$38.67	\$47.78	\$52.11	\$98,165
19-2041	Environmental Scientists & Specialists (Inc Health)	59	\$36.56	\$31.30	\$36.37	\$43.60	\$76,045
43-6011	Executive Secretaries & Administrative Assistants	186	\$21.84	\$17.70	\$20.85	\$25.33	\$45,434
29-1062	Family & General Practitioners	77	\$87.54	\$63.32	\$81.20	\$91.54	\$182,090
25-9021	Farm & Home Management Advisors		\$22.63	\$20.56	\$22.48	\$25.07	\$47,074
49-3041	Farm Equipment Mechanics	61	\$18.15	\$11.58	\$19.32	\$22.53	\$37,750
45-1011	Farming, Fishing, & Forestry Wkrs, 1st-Ln Spvrs/Mgrs	80	\$24.58	\$19.38	\$24.27	\$29.50	\$51,128

SOC Code	Balance of State East, WA Occupational Title	Estimated Employment	Average Wage	Percentiles			Annual Wage
				25th	50th	75th	
45-2092	FarmWkrs & Laborers, Crop, Nursery, & Greenhouse	292	\$15.14	\$11.54	\$14.90	\$17.39	\$31,503
45-2093	FarmWkrs, Farm & Ranch Animals	23	\$15.79	\$12.75	\$16.55	\$19.39	\$32,838
43-4071	File Clerks	61	\$15.37	\$12.72	\$15.75	\$17.58	\$31,970
13-2051	Financial Analysts	15	\$38.88	\$32.89	\$37.82	\$44.81	\$80,868
11-3031	Financial Mgrs	144	\$45.96	\$34.17	\$42.94	\$58.11	\$95,595
13-2099	Financial Specialists, All Other	78	\$39.30	\$29.22	\$39.01	\$48.88	\$81,737
33-2011	Fire Fighters	208	\$19.28	\$9.52	\$14.01	\$28.76	\$40,110
33-1021	Fire Fighting & Prevention Wkrs, 1st-Ln Spvrs of	65	\$31.11	\$18.42	\$32.20	\$40.69	\$64,717
39-9031	Fitness Trainers & Aerobics Instructors	78	\$17.87	\$9.44	\$16.38	\$21.97	\$37,181
27-1023	Floral Designers	26	\$12.93	\$11.10	\$12.85	\$14.49	\$26,908
35-1012	Food Preparation & Serving Wkrs, 1st-Ln Spvrs of	315	\$15.97	\$12.49	\$14.91	\$18.66	\$33,210
35-2021	Food Preparation Wkrs	387	\$10.35	\$9.38	\$10.06	\$11.03	\$21,541
35-3041	Food Servers, Nonrestaurant	123	\$10.69	\$9.39	\$10.07	\$11.27	\$22,232
11-9051	Food Svc Mgrs		\$17.53	\$13.61	\$16.08	\$19.92	\$36,463
25-1124	Foreign Language & Literature Teachers, Postsecondary						\$62,618
19-4093	Forest & Conservation Technicians	259	\$18.11	\$13.63	\$18.14	\$21.55	\$37,667
45-4011	Forest & Conservation Wkrs		\$13.90	\$12.62	\$13.88	\$15.80	\$28,909
19-1032	Foresters	49	\$26.42	\$24.17	\$26.40	\$30.05	\$54,935
13-1131	Fundraisers	23	\$28.51	\$19.48	\$27.17	\$38.08	\$59,306
39-3011	Gaming Dealers	163	\$13.17	\$12.56	\$13.41	\$14.27	\$27,396
11-1021	General & Operations Mgrs	492	\$49.06	\$36.20	\$44.20	\$58.68	\$102,045
45-2041	Graders & Sorters, Agricultural Products	97	\$11.85	\$9.23	\$9.34	\$13.92	\$24,646
27-1024	Graphic Designers	42	\$18.64	\$13.40	\$17.91	\$22.16	\$38,771
39-5012	Hairdressers, Hairstylists, & Cosmetologists	129	\$15.85	\$10.84	\$13.11	\$18.19	\$32,964
29-1199	Health Diagnosing & Treating Practitioners, A/O	17					
21-1091	Health Educators	27	\$26.58	\$21.38	\$26.91	\$33.11	\$55,283
29-2099	Health Technologists & Technicians, All Other	44	\$28.06	\$23.61	\$26.90	\$30.86	\$58,360
29-9099	Healthcare Practitioners & Tech Wkrs, All Other	19	\$30.51	\$23.37	\$30.97	\$35.94	\$63,463
31-9099	Healthcare Support Wkrs, All Other	110	\$15.05	\$11.38	\$14.83	\$18.05	\$31,305
49-9021	Heating, Air Cond, Refrigeration Mechanics & Installers	75	\$20.82	\$16.34	\$18.94	\$23.42	\$43,318
53-1021	Helpers, Laborers, & Material Movers, 1st-Ln Spvrs of	25	\$25.32	\$16.35	\$24.55	\$31.15	\$52,668
47-4051	Highway Maintenance Wkrs	171	\$20.68	\$19.59	\$19.85	\$22.23	\$43,016
43-4081	Hotel, Motel, & Resort Desk Clerks	95	\$11.57	\$9.93	\$11.18	\$13.02	\$24,052
37-1011	Housekeeping/Janitorial Wkrs, 1st-Line Spvrs	38	\$18.87	\$14.52	\$17.31	\$23.21	\$39,244
43-4161	Human Resources Assistants, Not Payroll & Timekeeping	40	\$18.89	\$16.09	\$20.16	\$21.52	\$39,307
11-3121	Human Resources Managers	34	\$45.04	\$37.31	\$43.93	\$53.71	\$93,680
17-2112	Industrial Engineers	64	\$36.56	\$27.05	\$34.00	\$46.89	\$76,052
49-9041	Industrial Machinery Mechanics	55	\$36.67	\$34.04	\$38.63	\$40.97	\$76,275
11-3051	Industrial Production Mgrs	53	\$42.47	\$30.31	\$40.88	\$53.42	\$88,345
53-7051	Industrial Truck & Tractor Operators	196	\$16.91	\$13.24	\$16.20	\$18.62	\$35,172
43-4199	Information & Record Clerks, All Other	123	\$19.85	\$17.02	\$19.84	\$22.70	\$41,282
15-1122	Information Security Analysts	18	\$42.61	\$35.91	\$42.56	\$49.50	\$88,631
51-9061	Inspectors, Testers, Sorters, Samplers, & Weighers	157	\$19.83	\$13.97	\$18.23	\$25.26	\$41,239
49-9098	Installation, Maintenance, & Repair Helpers	21	\$13.15	\$11.07	\$12.73	\$14.40	\$27,357
49-9099	Installation, Maintenance, & Repair Wkrs, A/O	16	\$24.93	\$19.54	\$23.09	\$34.04	\$51,845
25-9031	Instructional Coordinators	16	\$24.55	\$18.30	\$22.97	\$31.65	\$51,068
41-3021	Insurance Sales Agents	86					
29-1063	Internists, General	27	\$92.11	\$66.43	\$83.94	\$91.62	\$191,593
43-4111	Interviewers, Not Eligibility & Loan		\$17.38	\$15.87	\$17.35	\$18.84	\$36,168
37-2011	Janitors & Cleaners, Not Maids & Housekeeping Cleaners	846	\$12.88	\$9.83	\$12.34	\$14.81	\$26,791
23-1023	Judges, Magistrate Judges, & Magistrates	17	\$44.75	\$36.67	\$36.68	\$55.31	\$93,091
25-2012	Kindergarten Teachers, Not Special Education	84					\$56,486
13-1075	Labor Relations Specialists	15	\$27.52	\$24.96	\$31.56	\$34.82	\$57,251
53-7062	Laborers & Freight, Stock, & Material Movers, Hand	754	\$14.12	\$11.64	\$13.57	\$15.89	\$29,376
37-1012	Landscape, Lawn, Groundskeep Wkrs, 1st-Line Spvrs	16	\$21.60	\$14.77	\$20.36	\$25.37	\$44,921
37-3011	Landscaping & Groundskeeping Wkrs	415	\$12.28	\$9.72	\$11.04	\$13.79	\$25,539
51-6011	Laundry & Dry-Cleaning Wkrs	56	\$12.78	\$10.65	\$12.79	\$14.45	\$26,573
23-1011	Lawyers	92	\$59.42	\$28.84	\$45.77	\$72.06	\$123,596
43-6012	Legal Secretaries	85	\$16.34	\$14.33	\$16.26	\$18.02	\$33,994
11-1031	Legislators	101					\$45,876
25-4021	Librarians		\$22.32	\$18.90	\$22.11	\$27.91	\$46,434
43-4121	Library Assistants, Clerical	132	\$12.48	\$9.79	\$12.15	\$14.43	\$25,954

SOC Code	Balance of State East, WA Occupational Title	Estimated Employment	Average Wage	Percentiles			Annual Wage
				25th	50th	75th	
25-4031	Library Technicians	84	\$14.69	\$10.40	\$14.33	\$17.95	\$30,553
29-2061	Licensed Practical & Licensed Vocational Nurses	243	\$19.57	\$16.99	\$19.30	\$21.84	\$40,722
19-4099	Life, Physical, & Social Science Technicians, A/O		\$22.04	\$15.26	\$18.90	\$30.05	\$45,839
33-9092	Lifeguards, Ski Patrol, Recreational Protective Svc Wkrs	48	\$10.53	\$9.27	\$9.50	\$10.99	\$21,884
43-4131	Loan Interviewers & Clerks	72	\$15.83	\$11.98	\$16.38	\$18.48	\$32,937
13-2072	Loan Officers	99	\$35.82	\$26.36	\$32.71	\$41.65	\$74,525
45-4022	Logging Equipment Operators	178	\$18.94	\$16.37	\$17.91	\$21.14	\$39,396
13-1081	Logisticians	51	\$36.95	\$29.96	\$37.89	\$43.45	\$76,838
53-7063	Machine Feeders & Offbearers		\$13.52	\$10.78	\$12.85	\$15.87	\$28,133
51-4041	Machinists		\$22.48	\$16.33	\$18.13	\$29.42	\$46,773
29-2035	Magnetic Resonance Imaging Technologists	12	\$36.83	\$30.62	\$36.90	\$42.83	\$76,592
37-2012	Maids & Housekeeping Cleaners	338	\$11.24	\$9.51	\$10.86	\$12.54	\$23,378
43-9051	Mail Clerks & Mail Machine Ops, Not Postal Svc	18	\$13.95	\$12.07	\$13.70	\$16.00	\$29,014
49-9071	Maintenance and Repair Workers, General	825	\$19.08	\$13.64	\$17.50	\$24.50	\$39,681
49-9043	Maintenance Wkrs, Machinery	23	\$18.58	\$13.46	\$16.48	\$24.49	\$38,648
13-1111	Management Analysts	169	\$39.49	\$33.26	\$38.99	\$44.27	\$82,141
13-1161	Market Research Analysts	51	\$23.08	\$16.22	\$19.70	\$28.23	\$48,025
11-2021	Marketing Mgrs		\$62.17	\$39.78	\$64.89	\$82.82	\$129,327
31-9011	Massage Therapists	17	\$22.58	\$11.39	\$25.37	\$28.57	\$46,959
17-3013	Mechanical Drafters		\$22.03	\$17.11	\$21.40	\$26.62	\$45,816
17-2141	Mechanical Engineers	89	\$42.90	\$38.77	\$43.60	\$51.35	\$89,230
49-1011	Mechanics, Installers, Repairers, 1st-Ln Spvrs/Mgrs	192	\$27.57	\$23.08	\$27.95	\$32.73	\$57,335
29-2012	Medical & Clinical Laboratory Technicians	140	\$17.42	\$13.65	\$15.60	\$19.61	\$36,245
29-2011	Medical & Clinical Laboratory Technologists	265	\$29.91	\$25.42	\$30.38	\$34.82	\$62,227
11-9111	Medical & Health Svcs Mgrs	274	\$44.96	\$35.64	\$42.49	\$51.53	\$93,507
21-1022	Medical & Public Health Social Wkrs	151	\$25.85	\$23.70	\$26.61	\$29.54	\$53,755
31-9092	Medical Assistants		\$15.18	\$13.21	\$14.78	\$17.10	\$31,578
31-9093	Medical Equipment Preparers		\$15.73	\$13.70	\$15.72	\$17.66	\$32,719
29-2071	Medical Records & Health Information Technicians	131	\$18.26	\$13.53	\$16.80	\$21.71	\$37,976
43-6013	Medical Secretaries	240	\$15.43	\$13.19	\$14.81	\$17.52	\$32,088
31-9094	Medical Transcriptionists	72	\$15.58	\$12.90	\$14.92	\$18.11	\$32,404
13-1121	Meeting & Convention Planners	22	\$22.37	\$16.39	\$20.05	\$22.40	\$46,523
21-1023	Mental Health & Substance Abuse Social Wkrs	39	\$15.74	\$13.18	\$15.84	\$17.33	\$32,734
21-1014	Mental Health Counselors	47	\$26.33	\$22.78	\$24.80	\$31.34	\$54,768
43-5041	Meter Readers, Utilities		\$19.87	\$15.01	\$18.70	\$25.74	\$41,319
11-9199	Mgrs, All Other	121	\$51.34	\$45.05	\$51.67	\$59.61	\$106,796
19-1022	Microbiologists	36	\$27.85	\$18.04	\$21.53	\$31.65	\$57,912
25-2022	Middle School Teachers (Not Special Ed & Vocational)	278					\$59,778
49-9044	Millwrights	100	\$24.90	\$20.90	\$23.43	\$29.50	\$51,786
17-2151	Mining & Geological Engineers (Inc Mining Safety)		\$44.48	\$36.10	\$44.79	\$53.27	\$92,514
51-9023	Mixing & Blending Machine Setters, Ops, & Tenders		\$17.63	\$14.79	\$18.16	\$20.61	\$36,679
49-3042	Mobile Heavy Equipment Mechanics, Not Engines	68	\$23.92	\$17.95	\$23.61	\$29.42	\$49,746
39-4031	Morticians, Undertakers, and Funeral Directors	11	\$20.89	\$14.93	\$17.43	\$28.37	\$43,455
11-9121	Natural Sciences Mgrs	71	\$44.34	\$35.65	\$49.01	\$51.67	\$92,232
15-1142	Network and Computer Systems Administrators	119	\$33.67	\$27.90	\$33.37	\$39.28	\$70,045
43-4141	New Accounts Clerks		\$18.66	\$17.01	\$19.36	\$21.49	\$38,813
39-2021	Nonfarm Animal Caretakers	70	\$10.67	\$9.29	\$9.43	\$10.99	\$22,183
41-1012	Non-Retail Sales Wkrs, 1st-Line Spvrs of	71	\$29.52	\$20.73	\$23.22	\$36.07	\$61,404
29-2033	Nuclear Medicine Technologists	25	\$35.93	\$30.54	\$36.16	\$42.04	\$74,750
29-1171	Nurse Practitioners	97	\$48.89	\$43.69	\$50.37	\$55.23	\$101,691
31-1014	Nursing Assistants	929	\$12.46	\$10.51	\$11.89	\$14.04	\$25,915
29-9011	Occupational Health & Safety Specialists	37	\$34.18	\$26.88	\$35.67	\$42.53	\$71,090
31-2011	Occupational Therapist Assistants	21	\$28.10	\$25.13	\$28.29	\$32.42	\$58,439
29-1122	Occupational Therapists	52	\$41.41	\$37.59	\$41.53	\$45.44	\$86,126
43-1011	Office & Admin Support Wkrs, 1st-Line Spvrs of	499	\$23.31	\$19.85	\$22.41	\$26.73	\$48,503
43-9199	Office & Administrative Support Wkrs, All Other	117	\$17.29	\$14.29	\$18.15	\$20.85	\$35,977
43-9061	Office Clerks, General	927	\$14.18	\$12.16	\$13.83	\$15.93	\$29,505
47-2073	Operating Engineers/Construction Equipment Ops	221	\$22.80	\$17.61	\$21.68	\$29.52	\$47,437
29-1041	Optometrists	10	\$40.28	\$27.56	\$42.89	\$51.31	\$83,778
43-4151	Order Clerks	61	\$14.65	\$11.17	\$14.34	\$17.05	\$30,476
51-9111	Packaging & Filling Machine Operators & Tenders	147	\$13.86	\$12.61	\$13.60	\$14.58	\$28,823
53-7064	Packers & Packers, Hand	186	\$10.74	\$9.35	\$9.51	\$12.16	\$22,352

SOC Code	Balance of State East, WA Occupational Title	Estimated Employment	Average Wage	Percentiles			Annual Wage
				25th	50th	75th	
47-2141	Painters, Construction & Maintenance	85	\$20.60	\$13.28	\$17.65	\$27.87	\$42,852
51-9122	Painters, Transportation Equipment	25	\$16.98	\$13.34	\$15.13	\$20.11	\$35,327
23-2011	Paralegals & Legal Assistants	45	\$21.35	\$17.66	\$20.22	\$23.12	\$44,405
41-2022	Parts Salespersons	113	\$13.88	\$10.79	\$12.77	\$16.02	\$28,867
43-3051	Payroll & Timekeeping Clerks	52	\$19.20	\$15.37	\$19.49	\$21.92	\$39,930
29-1065	Pediatricians, General	21	\$73.80	\$46.77	\$54.32	\$91.23	\$153,506
39-9021	Personal & Home Care Aides	631	\$10.78	\$9.79	\$10.61	\$11.43	\$22,417
13-2052	Personal Financial Advisors	27	\$41.42	\$39.18	\$42.68	\$46.17	\$86,151
39-1021	Personal Svc Wkrs, 1st-Line Supervisors/Mgrs of	45	\$21.15	\$14.89	\$18.21	\$26.20	\$44,006
29-1051	Pharmacists	231	\$56.12	\$51.30	\$57.42	\$64.84	\$116,730
31-9095	Pharmacy Aides		\$12.87	\$12.13	\$13.12	\$14.10	\$26,785
29-2052	Pharmacy Technicians	262	\$18.28	\$15.14	\$17.49	\$20.92	\$38,006
31-9097	Phlebotomists	31	\$15.03	\$12.01	\$14.95	\$17.38	\$31,271
29-1069	Phys/Surgeons, A/O (Cardiologists, Dermatologists, etc)	79	\$110.62	\$90.39	\$91.65	\$92.09	\$230,100
19-2099	Physical Scientists, All Other	29	\$45.55	\$42.53	\$43.60	\$49.17	\$94,744
31-2022	Physical Therapist Aides		\$11.43	\$10.33	\$11.19	\$12.39	\$23,767
31-2021	Physical Therapist Assistants	40	\$27.60	\$23.89	\$27.85	\$32.52	\$57,415
29-1123	Physical Therapists	146	\$42.52	\$37.95	\$42.55	\$47.98	\$88,442
29-1071	Physician Assistants	55	\$50.88	\$45.32	\$51.62	\$56.97	\$105,813
47-2151	Pipelayers	29	\$19.41	\$18.69	\$20.22	\$21.74	\$40,376
47-2152	Plumbers, Pipefitters, & Steamfitters	89	\$28.84	\$23.82	\$27.14	\$32.07	\$59,986
33-1012	Police & Detectives, 1st-Line Supervisors/Mgrs of	74	\$33.30	\$28.12	\$34.60	\$39.98	\$69,263
33-3051	Police & Sheriff's Patrol Officers	310	\$25.05	\$20.30	\$25.46	\$30.99	\$52,113
43-5031	Police, Fire, & Ambulance Dispatchers	42	\$21.24	\$18.07	\$20.55	\$22.80	\$44,167
43-5051	Postal Svc Clerks	52	\$22.17	\$14.81	\$25.87	\$26.45	\$46,102
43-5052	Postal Svc Mail Carriers	194	\$22.56	\$19.72	\$22.45	\$27.17	\$46,924
43-5053	Postal Svc Mail Sorters/Processors/Processing Mach Ops	47	\$11.95	\$9.59	\$10.14	\$11.72	\$24,859
11-9131	Postmasters & Mail Superintendents	58	\$26.15	\$22.52	\$27.59	\$30.63	\$54,387
51-8012	Power Distributors & Dispatchers	24	\$38.26	\$32.48	\$38.60	\$44.97	\$79,589
25-2011	Preschool Teachers, Not Special Education	108	\$14.03	\$12.34	\$13.71	\$15.16	\$29,174
51-5112	Printing Press Operators	40	\$18.81	\$13.52	\$17.41	\$23.76	\$39,106
21-1092	Probation Officers & Correctional Treatment Specialists	78	\$25.29	\$23.91	\$25.12	\$26.30	\$52,608
43-3061	Procurement Clerks	29	\$21.61	\$18.82	\$22.15	\$25.32	\$44,960
51-1011	Production & Operating Wkrs, 1st-Line Spvrs of	349	\$23.89	\$19.36	\$22.91	\$27.46	\$49,702
51-9198	Production Worker Helpers	40	\$14.37	\$12.25	\$14.80	\$16.96	\$29,893
43-5061	Production, Planning, & Expediting Clerks	65	\$20.61	\$15.84	\$20.35	\$24.85	\$42,873
11-9141	Property, Real Estate, & Community Association Mgrs	21	\$22.52	\$11.57	\$24.03	\$29.04	\$46,851
33-1099	Protective Svc Wkrs A/O, 1st-Line Spvrs of		\$26.86	\$22.95	\$26.91	\$31.09	\$55,877
33-9099	Protective Svc Wkrs, All Other	62	\$22.61	\$15.67	\$18.88	\$29.25	\$47,029
11-2031	Public Relations Mgrs		\$38.03	\$29.14	\$34.85	\$43.56	\$79,099
27-3031	Public Relations Specialists	66	\$33.54	\$22.80	\$30.01	\$47.85	\$69,777
13-1023	Purchasing Agents (Not Wholesale/Retail/Farm Prodcnts)	125	\$31.03	\$21.21	\$29.94	\$41.20	\$64,534
29-2034	Radiologic Technologists & Technicians	188	\$32.89	\$25.83	\$34.12	\$41.61	\$68,420
41-9022	Real Estate Sales Agents	60	\$40.28	\$35.20	\$41.09	\$44.90	\$83,782
43-4171	Receptionists & Information Clerks	400	\$12.67	\$10.99	\$12.53	\$14.06	\$26,359
39-9032	Recreation Wkrs	129	\$17.30	\$9.33	\$14.25	\$22.74	\$35,982
29-1125	Recreational Therapists	11	\$21.02	\$18.11	\$22.77	\$22.78	\$43,718
53-7081	Refuse & Recyclable Material Collectors	119	\$16.37	\$12.99	\$14.52	\$19.25	\$34,046
29-1141	Registered Nurses	3,246	\$31.86	\$29.47	\$32.91	\$35.94	\$66,261
21-1015	Rehabilitation Counselors	71	\$21.45	\$17.11	\$22.20	\$25.40	\$44,621
27-3022	Reporters & Correspondents	44	\$18.58	\$10.72	\$12.27	\$21.40	\$38,656
39-9041	Residential Advisors		\$14.86	\$12.89	\$14.10	\$16.45	\$30,902
29-1126	Respiratory Therapists		\$31.13	\$29.08	\$32.22	\$34.86	\$64,751
41-1011	Retail Sales Wkrs, 1st-Line Supervisors/Mgrs of	455	\$19.50	\$13.83	\$17.36	\$24.64	\$40,546
41-2031	Retail Salespersons	1,544	\$12.46	\$9.50	\$10.67	\$12.98	\$25,911
11-2022	Sales Mgrs	58	\$44.73	\$37.58	\$43.09	\$53.92	\$93,020
41-3099	Sales Reps, Svcs, All Other		\$22.10	\$15.85	\$20.83	\$26.62	\$45,966
41-4012	Sales Reps, Wholesale/Manuf (Not Tech/Sci Prdcts)	411	\$21.52	\$14.88	\$17.87	\$24.89	\$44,762
51-7041	Sawing Machine Setters, Ops, & Tenders, Wood	38	\$16.98	\$14.49	\$16.96	\$19.10	\$35,317
25-2031	Secondary School Teachers (Not Special/Voc Ed)	471					\$60,864
43-6014	Secretaries, Not Legal, Medical, & Executive	1,090	\$15.88	\$12.88	\$15.96	\$18.30	\$33,037
33-9032	Security Guards	176					

SOC Code	Balance of State East, WA Occupational Title	Estimated Employment	Average Wage	Percentiles			Annual Wage
				25th	50th	75th	
25-3021	Self-Enrichment Education Teachers	19	\$19.25	\$14.62	\$17.56	\$21.08	\$40,035
51-9012	Separating & Filtering Machine Setters/Ops/Tndrs	159	\$20.53	\$14.83	\$20.44	\$22.65	\$42,694
51-6031	Sewing Machine Operators	19	\$12.39	\$9.47	\$11.70	\$14.97	\$25,770
47-2211	Sheet Metal Wkrs		\$29.12	\$24.52	\$31.44	\$35.20	\$60,583
43-5071	Shipping, Receiving, & Traffic Clerks	135	\$16.00	\$12.80	\$15.34	\$18.46	\$33,273
11-9151	Social & Community Svc Mgrs	64	\$26.52	\$21.07	\$25.01	\$32.02	\$55,153
21-1093	Social & Human Svc Assistants	278	\$15.65	\$12.17	\$14.53	\$18.38	\$32,546
21-1029	Social Wkrs, All Other	90	\$21.07	\$15.65	\$18.14	\$27.98	\$43,832
19-1013	Soil & Plant Scientists	21	\$44.01	\$33.56	\$36.88	\$56.55	\$91,550
25-2052	Special Educ Teachers, Kindergarten, Elementary School	54					\$58,931
25-2053	Special Education Teachers, Middle School	43					\$56,628
25-2051	Special Education Teachers, Preschool	14					\$36,284
25-2054	Special Education Teachers, Secondary School	41					\$61,175
29-1127	Speech-Language Pathologists	39	\$34.85	\$30.71	\$36.72	\$41.42	\$72,492
51-8021	Stationary Engineers & Boiler Operators	39	\$22.94	\$20.02	\$23.66	\$25.60	\$47,722
43-5081	Stock Clerks & Order Fillers	669	\$11.95	\$9.62	\$10.98	\$13.47	\$24,857
21-1011	Substance Abuse & Behavioral Disorder Counselors	29	\$22.10	\$17.32	\$20.81	\$23.20	\$45,967
25-3098	Substitute teachers	667	\$15.63	\$14.11	\$15.71	\$17.32	\$32,514
29-2055	Surgical Technologists	69	\$20.68	\$17.37	\$20.92	\$24.26	\$43,007
17-3031	Surveying & Mapping Technicians	17	\$22.79	\$17.89	\$22.14	\$27.75	\$47,401
17-1022	Surveyors	12	\$34.93	\$27.21	\$32.83	\$36.44	\$72,647
53-6031	Svc Station Attendants		\$13.87	\$10.67	\$11.84	\$16.56	\$28,841
43-2011	Switchboard Operators, Including Answering Svc	56	\$11.71	\$9.29	\$10.37	\$13.65	\$24,348
53-3041	Taxi Drivers & Chauffeurs	10	\$11.98	\$9.92	\$12.19	\$13.58	\$24,902
25-9041	Teacher Assistants	1,093					\$26,829
25-3099	Teachers & Instructors, All Other	22					\$56,889
49-2022	Telecom Equipment Installers & Repairers (Not Line)	39	\$25.64	\$21.76	\$26.05	\$30.60	\$53,321
43-3071	Tellers	344	\$13.42	\$12.06	\$13.35	\$14.64	\$27,922
23-2093	Title Examiners, Abstractors, & Searchers		\$18.01	\$16.01	\$17.47	\$18.94	\$37,460
51-4194	Tool Grinders, Filers, & Sharpeners	11	\$18.48	\$14.08	\$17.47	\$22.63	\$38,439
13-1151	Training and Development Specialists	34	\$29.53	\$25.03	\$31.58	\$35.44	\$61,423
33-9093	Transportation Security Screeners	16	\$17.78	\$16.61	\$17.23	\$19.20	\$36,998
11-3071	Transportation, Storage, & Distribution Mgrs	28	\$42.28	\$28.89	\$37.66	\$54.60	\$87,948
53-1031	Transpntn/Material-Mvng Vehicle Ops, 1st-Ln Spvrs of	63	\$23.79	\$18.84	\$24.93	\$27.97	\$49,473
53-3032	Truck Drivers, Heavy & Tractor-Trailer	523	\$17.18	\$14.30	\$16.62	\$18.74	\$35,739
53-3033	Truck Drivers, Light or Delivery Svcs	349	\$13.08	\$9.60	\$11.20	\$16.30	\$27,217
19-3051	Urban & Regional Planners	14	\$30.65	\$25.40	\$29.44	\$36.38	\$63,763
29-1131	Veterinarians	27	\$46.84	\$34.05	\$41.41	\$49.76	\$97,424
31-9096	Veterinary Assistants & Laboratory Animal Caretakers	38	\$12.35	\$10.89	\$12.36	\$13.76	\$25,688
29-2056	Veterinary Technologists & Technicians	27	\$15.12	\$13.12	\$15.27	\$17.20	\$31,447
25-2032	Vocational Education Teachers, Secondary School	74					\$61,152
35-3031	Waiters & Waitresses	718	\$11.79	\$9.28	\$9.82	\$13.48	\$24,521
51-8031	Water & Liquid Waste Treatment Plant & System Ops	56	\$19.26	\$16.52	\$18.11	\$20.88	\$40,057
15-1134	Web Developers	27	\$26.10	\$19.37	\$23.13	\$33.11	\$54,300
43-5111	Weighers, Measurers, Checkers, Samplers - Recordkeeping	19	\$14.52	\$12.63	\$13.90	\$15.66	\$30,186
51-4121	Welders, Cutters, Solderers, & Brazers	222	\$18.37	\$15.35	\$17.68	\$20.54	\$38,210
51-7042	Woodworking Machine Setters/Ops/Tenders (Not Sawing)	50	\$17.60	\$15.53	\$17.61	\$20.30	\$36,604
43-9022	Word Processors & Typists	20	\$14.56	\$12.14	\$14.44	\$16.79	\$30,286
27-3043	Writers & Authors	15	\$16.29	\$12.42	\$13.87	\$21.14	\$33,872
19-1023	Zoologists & Wildlife Biologists	80	\$31.15	\$26.19	\$28.75	\$36.36	\$64,781